

2015-2016, Norwich - School Based Health Center, Medical Services (Grades 9-12)

Norwich Free Academy (NFA)

Quality of Life Result: All Connecticut children will grow up in a stable environment, safe, healthy and ready to succeed.

Contribution to the Result: School Based Health Centers provide healthcare for school age students, so that they are healthy and ready to learn.

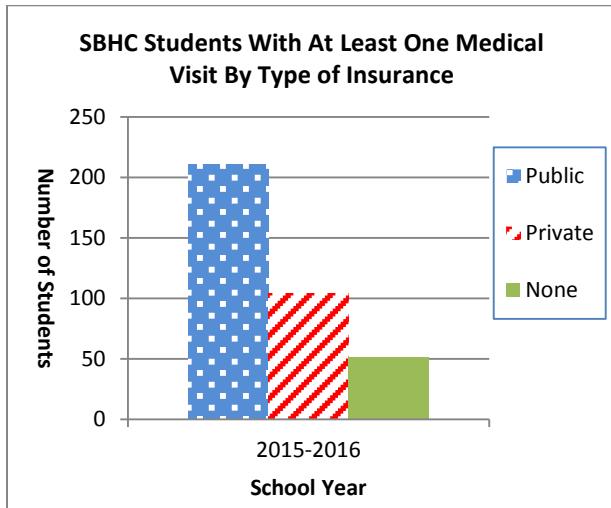
Program Expenditures	DPH SBHC Funding	Other State Funding	Federal Funding (MCHBG, ACA)	Total Other Funding (Other federal, Local, Private)	Reimbursement Generated	Total Site Funding
Actual SFY 16	\$310,392*	0	\$2,645**	\$966***	\$89,646*	\$403,649*
Estimated SFY 17	\$328,724*	0	\$2,971**	\$3,649****	\$89,064*	\$424,408*

Sponsoring Agency: Child and Family Agency of Southeastern CT., Inc.

Partners: Parents, Students, CASBHC, DPH, DSS, CT Chapter of the AAP, School Based Health Alliance, Board of Education, Uncas Health Department, School Nurses, School Administrators and Faculty, Planned Parenthood, Backus

How Much Did We Do?

Access and Utilization



Story behind the baseline:

In 2015-2016, the school population was 2,233 and the total number of students enrolled in the SBHC was 1,085 (49% of the population). The number of students served was 366 (34% of enrolled and 16% of the population). The average number of visits per student was 2.1 (366 students with 783 visits).

Of the 366 students served in 2015-2016, 211 (58%) were publically insured, 104 (28%) were privately insured and 51 (14%) had no insurance

All students enrolled in the SBHC receive care regardless of insurance status. Students/families identified as eligible for public insurance coverage are directed to one of community-based Access to Care programs.

The SBHC nurse practitioners made presentations at faculty meetings and met with parents at Back to School Nights to inform them of the mental health and medical services that are offered at the SBHC

SBHC staff members meet with a team of Student Support staff (Guidance Counselors, School Psychologists and Social Workers) bi-weekly so that they are part of the school's network and thus well aware of the services provided by the SBHC.

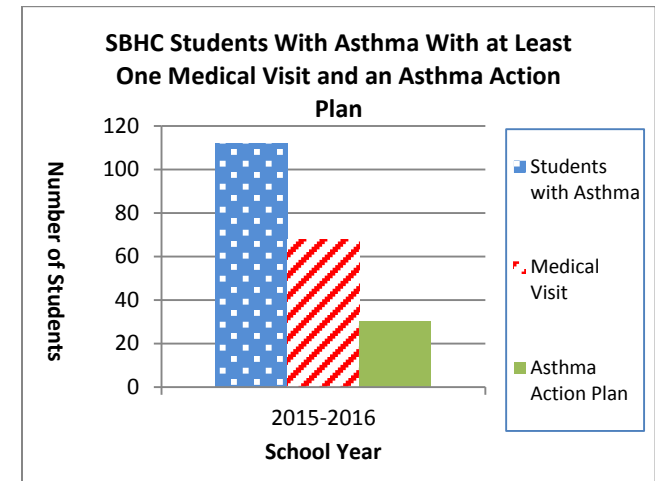
This is the first year that those having a medical visit by insurance type is being reported, so this data is considered baseline.

Student Population, Enrollment, Number of Medical Visits And Number Served at NFA 2015-2016				
Schools	Population	Enrolled	Medical Visits	Medical Served
NFA	2,233	1,085	783	366

Trend: [◀ ▶]

How Well Did We Do?

Reduce the severity and frequency of asthma symptoms among students who utilize the SBHC.



2015-2016, Norwich - School Based Health Center, Medical Services (Grades 9-12)

Norwich Free Academy (NFA)

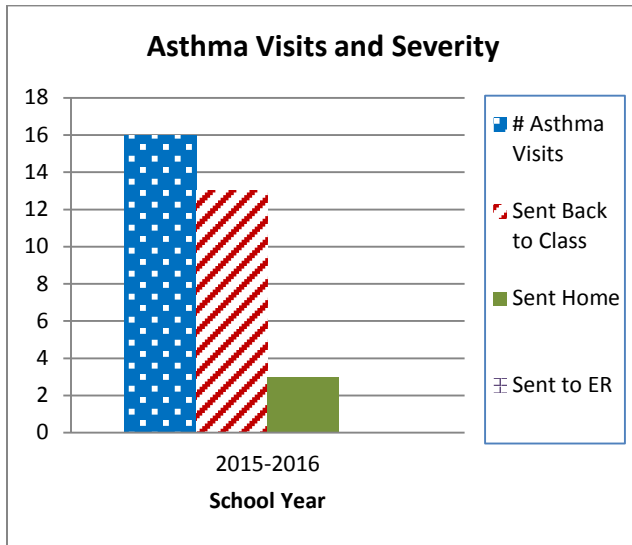
Story behind the baseline:

In 2015-2016, 112 (31%) students that utilized the SBHC (n= 366), had an asthma diagnosis. Of those, 68 (61%) had at least 1 medical visit. Of those, 30 (44%) had an Asthma Action Plan.

Trend: [◀▶]

Is Anyone Better Off?

Reduction of visits to an Emergency Department (ED) for asthma exacerbations.



Story behind the baseline:

In 2015-2016, the SBHC began tracking the disposition of the asthma visits that students made to the SBHC.

A total of 16 asthma visits were made to the SBHC in 2015-2016. Of those, 13 (81%) of the visits resulted in the student returning to class, 3 (19%) resulted in the student being sent home and 0 (0%) visit resulted in a trip to the Emergency Room.

This is the first year this data is being reported and is considered baseline.

Trend: [◀▶]

Notes:

* Reflects funding provided to all of the SBHC for Medical and Mental Health Services.

** Maternal and Child Block Grant

*** United Way

Proposed Actions to Turn the Curve:

How Much Did We Do:

- Information and registration forms in English and Spanish will be provided to Welcome Center/registrar at the school for all incoming students.
- Information and forms will be on Agency and school websites.

How Well Did We Do:

- SBHC APRNs will identify any new SBHC users with asthma to determine if they have an Asthma Action Plan in place and, if one is needed, will ensure that one is developed and implemented.

Is Anyone Better Off:

- SBHC staff will track the disposition of asthma visits of new enrollees with an asthma diagnosis, making asthma visits to the SBHCs.

Data Development Agenda:

- Align eClinicalWorks generated reports to meet DPH requirements.
- Streamline the process of exporting our data from eClinicalWorks to DPH.
- Further refine data collection capability of eClinicalWorks for better identification and management of specific conditions (ex. students who have participated in select programs, students who have an asthma action plan on record, etc.)