

2015-2016, Norwich - School Based Health Centers, Medical Services (Grades preK-8)

Kelly Middle School, 6th Grade Academy at Teachers Middle School, Stanton Elementary School

Quality of Life Result: All Connecticut children will grow up in a stable environment, safe, healthy and ready to succeed.

Contribution to the Result: School Based Health Centers provide healthcare for school age students, so that they are healthy and ready to learn.

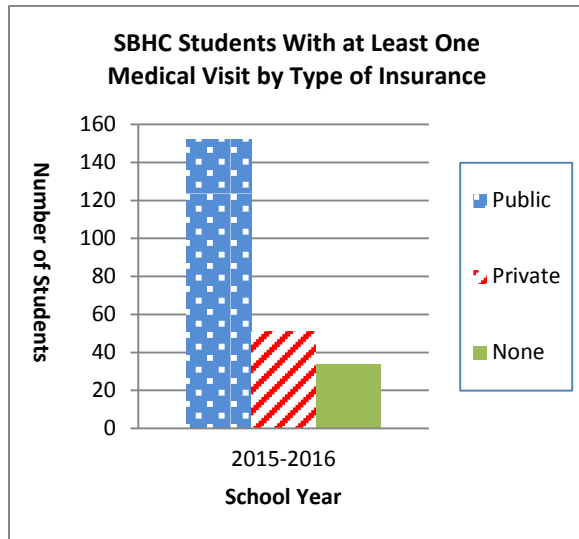
Program Expenditures	DPH SBHC Funding	Other State Funding	Federal Funding (MCHBG, ACA)	Total Other Funding (Other federal, Local, Private)	Reimbursement Generated	Total Site Funding
Actual SFY 16	\$253,512*	\$0	\$2,195**	\$21,095***	\$58,204*	\$335,006*
Estimated SFY 17	0	0	0	0	0	0

Sponsoring Agency: Child & Family Agency of Southeastern CT., Inc.

Partners: Parents, Students, CASBHC, DPH, DSS, CT Chapter of the AAP, School Based Health Alliance, Board of Education, Uncas Health Department, School Nurses, School Administrators and Faculty, Planned Parenthood, Backus Hospital

How Much Did We Do?

Access and Utilization



Story behind the baseline:

In 2015-2016, the student population for all 3 schools was 1,426 and the total number of students enrolled in the SBHC was 858 (60% of the population). The number of students served was 237 (28% of enrolled). The average number of visits per student was 2.

Of the 237 students with at least one medical visit in 2015-2016, 152 (64%) were publically insured; 51 (22%) had private insurance; 34 (14%) reported no insurance.

All students enrolled in the SBHC receive care regardless of insurance status. Students/families identified as eligible for public insurance coverage are directed to one of community-based Access to Care programs.

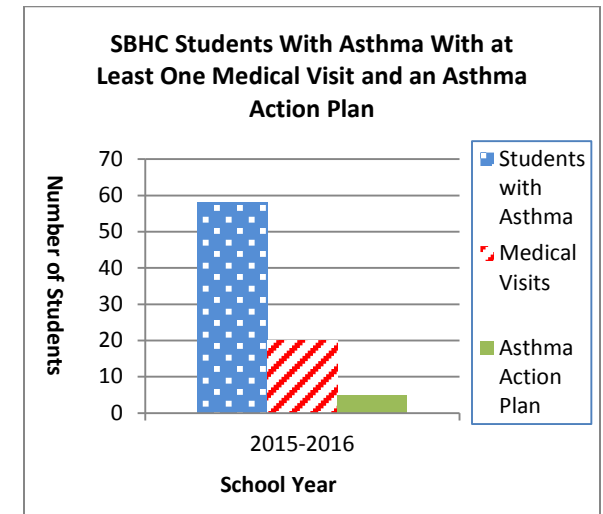
The SBHC nurse practitioners made presentations at faculty meetings and met with parents at Back to School Nights to inform them of the mental health and medical services are offered at the SBHC.

Student Population, Enrollment, Number of Medical Visits and Number Served in Norwich Schools 2015-2016				
Schools	Population	Enrolled	Medical Visits	Medical Served
Kelly	744	564	444	206
Teachers	344	87	5	5
Stanton	338	207	32	26
Total	1,426	858	481	237

Trend: [◀ ▶]

How Well Did We Do?

Reduce the severity and frequency of asthma symptoms among students who utilize the SBHC



Story behind the baseline:

In 2015-2016, 58 (24% of the students utilizing the SBHC) had a diagnosis of asthma. Of those, 20 (34%) had at least one medical visit. Of those, 5 (25%) had an Asthma Action Plan.

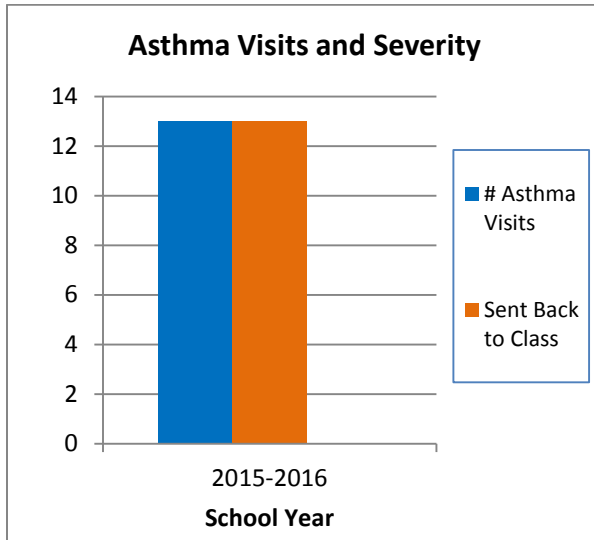
Trend: [◀ ▶]

2015-2016, Norwich - School Based Health Centers, Medical Services (Grades preK-8)

Kelly Middle School, 6th Grade Academy at Teachers Middle School, Stanton Elementary School

Is Anyone Better Off?

Reduction of visits to an Emergency Department (ED) for asthma exacerbations.



Story behind the baseline:

In 2015-2016, the SBHC began tracking the disposition of the asthma visits that students made to the SBHC.

A total of 13 asthma visits were made by students utilizing the SBHC. Of those, 13 (100%) resulted in the student being sent back to class. None resulted in the student being sent home and none of the visits resulted in a trip to the Emergency Room.

This is the first year this data is being reported and is considered baseline.

Trend: [◀▶]

Notes:

* Reflects funding provided to all of the SBHC for Medical and Mental Health and Services.

** Maternal and Child Block Grant

*** United Way

SBHCs CLOSED JUNE 2016

Proposed Actions to Turn the Curve:

How Much Did We Do:

How Well Did We Do:

Is Anyone Better Off:

Data Development Agenda: