

## 2015-2016, Newtown- School Based Health Centers, Mental Health Services (grades 7-8)

### Newtown Middle School

*Quality of Life Result:* All Connecticut children will grow up in a stable environment, safe, healthy and ready to succeed.

*Contribution to the Result:* School Based Health Centers provide healthcare access for school aged students, so that they are healthy and ready to learn.

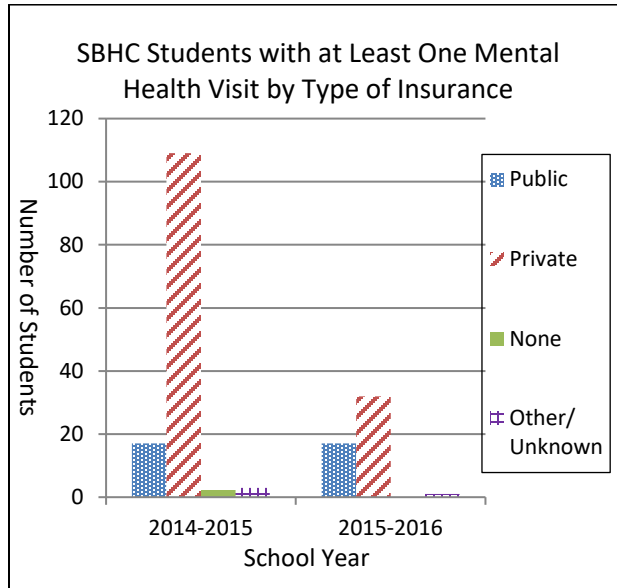
Program Expenditures	DPH SBHC Funding	Other State Funding	Federal Funding (MCHBG, ACA)	Total Other Funding (Other federal, Local, Private)	Reimbursement Generated	Total Site Funding
Actual SFY 16	\$198,211*	\$0	\$0	\$0	\$23,379	\$221,590
Estimated SFY 17	\$190,921*	\$0	\$0	\$0	\$45,000	\$235,921

*Sponsoring Agency:* Connecticut Institute for Communities (CIFIC)

*Partners:* Parents, Students, CASBHC, DPH, DSS, DMHAS, The CT Chapter of the APP, School Based Health Alliance, Board of Education, Local Health Department, School Nurses, School Administrators and Faculty, Newtown Center for Support and Wellness, Newtown Family and Youth Services

#### How Much Did We Do?

Access and Utilization



#### Story behind the baseline:

In 2015-2016, the school population was 808 and the total enrolled in the School Based Health Center (SBHC) was 356 (44%). The total number of

students served with 1 or more Mental Health visits was 50 (14%). The average number of visits per student was 9.4 (50 of 533).

Of the 50 students served, 17 (34%) were publically insured, 32 (64%) were privately insured and 1(2%) had an insurance status of other/unknown. None of the students were identified as having no insurance. Students without insurance are referred to the parent organization's Husky representative.

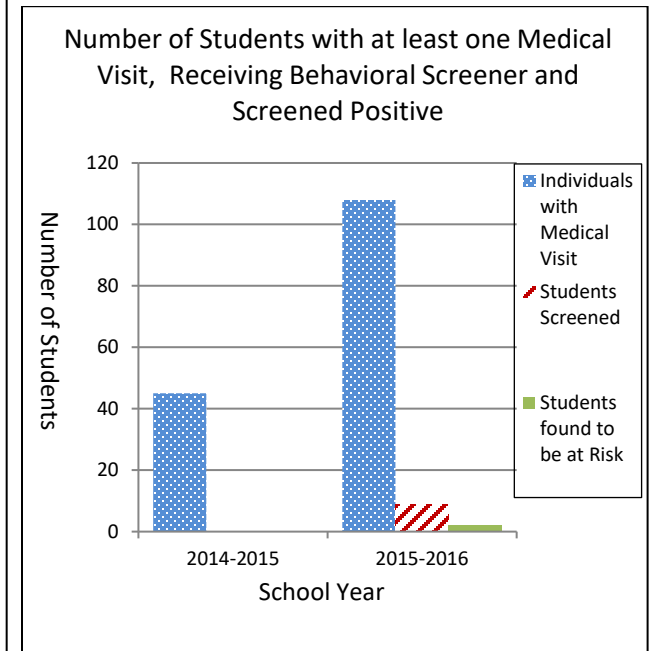
The SBHC staff made a visit to every health class to inform the students about the mental health and medical services offered at the SBHC.

Students' Population, Enrollment, Mental Health Visits and Students Served at Newtown Middle School				
Schools	Population	Enrolled	MH Visits	MH Served
Newtown MS	808	356	533	50
<b>Total</b>	<b>808</b>	<b>356</b>	<b>533</b>	<b>50</b>

Trend: [ ◀ ▶ ]

#### How Well Did We Do?

Screen All Students for Mental/Behavioral Health Issues that received a Medical Visit.



Trend Going in Right Direction? ▲ Yes; ▼ No; ◀▶ Flat/ No Trend

## 2015-2016, Newtown- School Based Health Centers, Mental Health Services (grades 7-8)

### Newtown Middle School

#### Story behind the baseline:

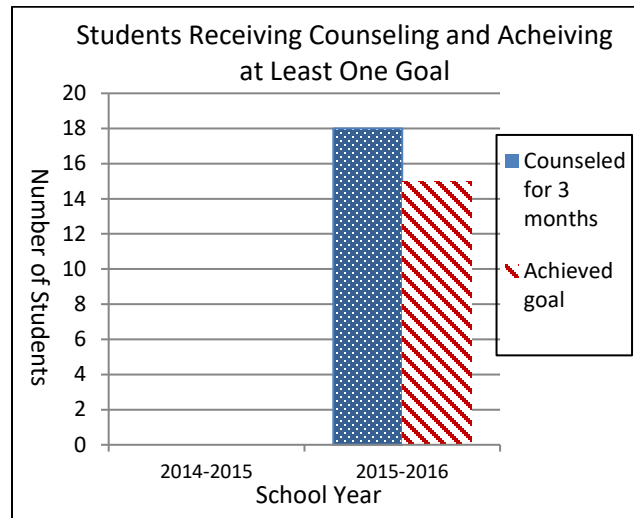
In 2015-2016, SBHC medical providers began to conduct mental/behavioral health screening at medical visits using an evidence-based screener.

Of the 108 students that had medical visits, 9 (8%) were screened. Of those, 2 (22%) were found to be at risk.

Trend: [ ◀ ▶ ]

#### Is Anyone Better Off?

Students Receiving Counseling Meeting their Goals



#### Story behind the baseline:

In 2015-2016, Of the 50 students served, 18 (36%) received counseling for 3 or more months and of those, 15 (83%) met at least one treatment goal.

#### Notes:

\* Reflects funding provided to all of the SBHC for Medical, and Mental Health Services.

#### Proposed Actions to Turn the Curve:

##### How Much Did We Do:

- Survey staff to assess their knowledge of the medical and mental health services available at the SBHC.
- Conduct a review of referral criteria with school staff and administration.

##### How Well Did We Do:

- Establish protocols for conducting mental health screenings at medical visits.
- Provide professional development on interpreting risk assessments and implementing plans to address the need of the student with a high/positive score.

#### Is Anyone Better Off:

- Educate SBHC mental health clinicians regarding the new benchmark for determining treatment outcomes (using treatment goals vs. using a specific tool with pre and post-tests. In the upcoming year documentation will be done on those students who did not attain at least one goal with an explanation.

#### Data Development Agenda:

1. Document in eClinicalWorks goals that students are trying to reach and progress.
2. Work with eClinicalWorks to ensure all data can be easily be reported and exported to DPH.

Trend Going in Right Direction? ▲ Yes; ▼ No; ◀▶ Flat/ No Trend