

## 2015-2016, New London/Waterford - School Based Health Centers, Medical Services (pre K-12)

New London High, Bennie Dover Jackson Middle, Jennings Elementary, Nathan Hale Elementary, Winthrop Elementary, Regional Multicultural Magnet School, The Friendship School (Waterford & New London students)

*Quality of Life Result:* All Connecticut children will grow up in a stable environment, safe, healthy and ready to succeed.

*Contribution to the Result:* School Based Health Centers provide healthcare for school age students, so that they are healthy and ready to learn.

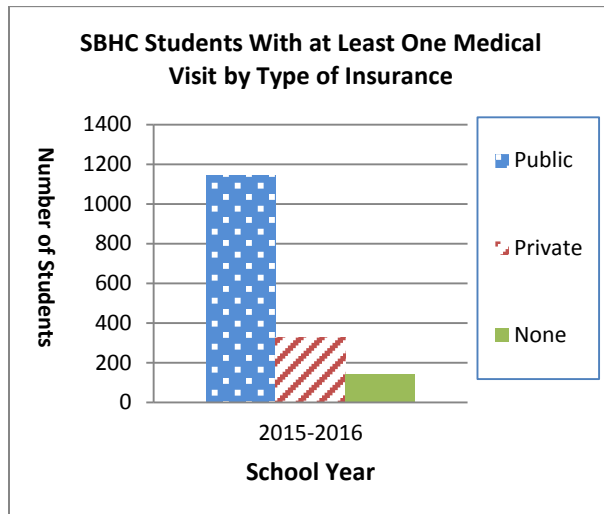
Program Expenditures	DPH SBHC Funding	Other State Funding	Federal Funding (MCHBG, ACA)	Total Other Funding (Other federal, Local, Private)	Reimbursement Generated	Total Site Funding
Actual SFY 16	\$1,074,868*	0	\$8,721**	\$3,186***	\$243,967*	\$1,330,742
Estimated SFY 17	\$1,138,415*	0	\$9,865**	\$12,038***	\$240,316*	\$1,400,634

*Sponsoring Agency:* Child and Family Agency of Southeastern CT., Inc.

*Partners:* Parents, Students, CASBHC, DPH, DSS, CT Chapter of the AAP, School Based Health Alliance, Board of Education, LEARN, Inc., Ledgelight Health Department, School Nurses, School Administrators and Faculty, Planned Parenthood, Lawrence and Memorial Hospital

### How Much Did We Do?

Access and Utilization



Of the 1,616 students served in 2015-2016, 1,145 (71%) were publically insured, 328 (20%) were privately insured and 143 (9%) had no insurance.

All students enrolled in the SBHC receive care regardless of insurance status. Students/families identified as eligible for public insurance coverage are directed to one of community-based Access to Care programs.

The SBHC nurse practitioners made presentations at faculty meetings and met with parents at Back to School Nights to inform them of the mental health and medical services that are offered at the SBHC.

Student Population, Enrollment, Number of Medical Visits And Number Served in New London/Waterford Schools 2015-2016				
Schools	Population	Enrolled	Medical Visits	Medical Served
NLHS	950	802	1414	419
Bennie Dover	619	541	753	300
Jennings	508	440	320	204
Hale	508	346	207	122
Winthrop	588	426	543	253
RMMS	526	409	351	204
Friendship	510	194	160	114
<b>TOTAL</b>	<b>4,209</b>	<b>3,158</b>	<b>3,748</b>	<b>1,616</b>

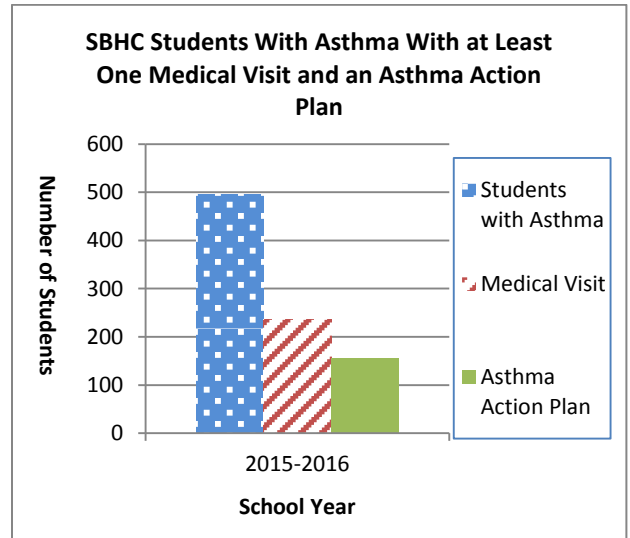
Trend: [◀▶]

### Story behind the baseline:

In 2015-2016, the total school population for all 7 schools was 4,209, and the total enrolled in the SBHCs was 3,158 (75% of the population). The number of students served was 1,616 (51% of enrolled and 38% of total school population). The average number of visits per student was 2.3 (3,748 visits for 1,616 served).

### How Well Did We Do?

Reduce the severity and frequency of asthma symptoms among students who utilize the SBHC.



### Story behind the baseline:

In 2015-2016, 495 (31%) students that utilized the SBHCs had an asthma diagnosis. Of those, 236 (48%) had at least one medical visit. Of those, 156 (66%) had an Asthma Action Plan.

Trend: [◀▶]

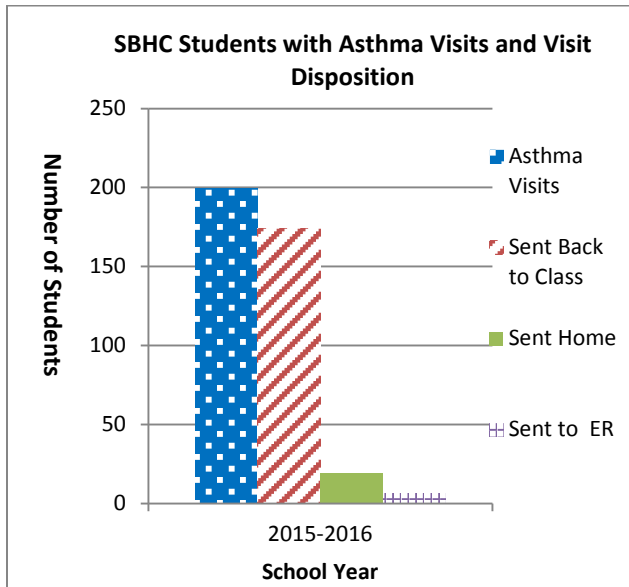
Trend Going in Right Direction? ▲ Yes; ▼ No; ◀▶ Flat/ No Trend

## 2015-2016, New London/Waterford - School Based Health Centers, Medical Services (pre K-12)

New London High, Bennie Dover Jackson Middle, Jennings Elementary, Nathan Hale Elementary, Winthrop Elementary, Regional Multicultural Magnet School, The Friendship School (Waterford & New London students)

### Is Anyone Better Off?

Reduction of visits to an Emergency Department for asthma exacerbations.



### Story behind the baseline:

In 2015-2016, the SBHC began tracking the disposition of the asthma visits that students made to the SBHC.

A total of 199 asthma visits were made by students utilizing the SBHC. Of those, 174 (87%) of the visits resulted in the student being sent back to class, 19 (10%) resulted in the student being sent home and 6 (3%) resulted in being sent to the Emergency Room.

This is the first year this data is being reported and is considered baseline.

Trend: [◀▶]

### Notes:

\*Reflects funding provided to all of the SBHCs for Medical and Mental Health Services

\*\*Maternal and Child Block Grant

\*\*\*United Way

### Proposed Actions to Turn the Curve:

#### How Much Did We Do:

- Information and registration forms in English and Spanish will be provided to Welcome Center/registrar at the school for all incoming students. Information and forms will be on Agency and school websites.

#### How Well Did We Do:

- SBHC APRNs will identify any new SBHC users with asthma to determine if they have an Asthma Action Plan in place and, if one is needed, will ensure that one is developed and implemented.

### Is Anyone Better Off:

- SBHC staff will track the disposition of asthma visits of new enrollees with an asthma diagnosis, making asthma visits to the SBHCs.

### Data Development Agenda:

- Align eClinicalWorks generated reports to meet DPH requirements
- Streamline the process of exporting our data from eClinicalWorks to DPH
- Further refine data collection capability of eClinicalWorks for better identification and management of specific conditions (ex. students who have participated in select programs, students who have an asthma action plan on record, etc.)

Trend Going in Right Direction? ▲ Yes; ▼ No; ▶ Flat/ No Trend