

# 2015-2016, New Haven Public Schools - School Based Health Centers, Mental Health Services

## Lincoln-Bassett School (K-6)

*Quality of Life Result:* All Connecticut children will grow up in a stable environment, safe, healthy and ready to succeed.

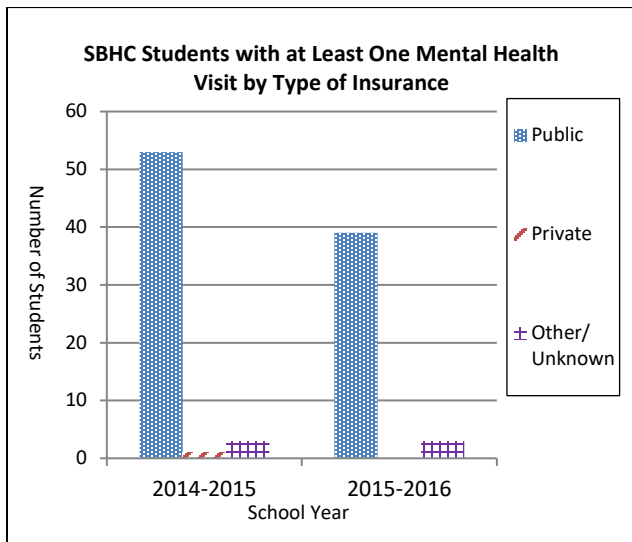
*Contribution to the Result:* School Based Health Centers provide healthcare access for school aged students, so that they are healthy and ready to learn.

Program Expenditures	DPH SBHC Funding	Other State Funding	Federal Funding (MCHBG, ACA)	Total Other Funding (Other federal, Local, Private)	Reimbursement Generated	Total Site Funding
Actual SFY 16	\$170,348*	\$0	\$0	\$0	\$36,000*	\$206,348*
Estimated SFY 17	\$173,754*	\$0	\$0	\$0	\$36,000*	\$209,754*

*Partners:* Parents, Students, CASBHC, DPH, DSS, School Based Health Alliance, New Haven Board of Education, New Haven Health Department, School Nurses, School Administrators and Faculty

### How Much Did We Do?

Access and Utilization



#### Story behind the baseline:

In 2015-2016, the school population was 386 and the number of students enrolled in the SBHC was 322 (83%). Of those, 42 (13% of enrolled and 11% of school population) students had at least one mental health visit. The average number of visits was 18.7 per student (785 visits for 42 served).

Of the 42 students with a mental health visit, 39 (93%) had public insurance and 3 (7%) had other or unknown insurance. None of the students served had private insurance.

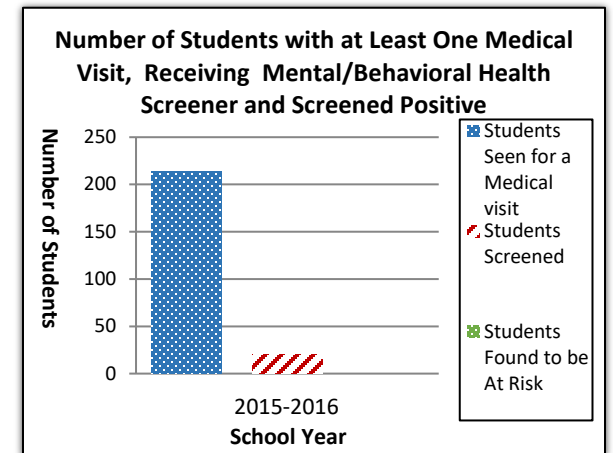
In the previous school year, 57 students (18% of enrolled students) were seen for mental health visits. This is a 26% decrease in the number of students utilizing the SBHC for mental health services.

Schools	Population	Enrolled	MH Visits	MH Served
Lincoln-Bassett	386	322	785	42

Trend: [▼]

### How Well Did We Do?

Screen All Students for Mental/Behavioral Health Issues that received a Medical Visit.



#### Story behind the baseline:

In 2015-2016 214 students had medical visits. Of those, 20 (9%) received a mental/behavioral health screening. Of those, none were found to be at risk.

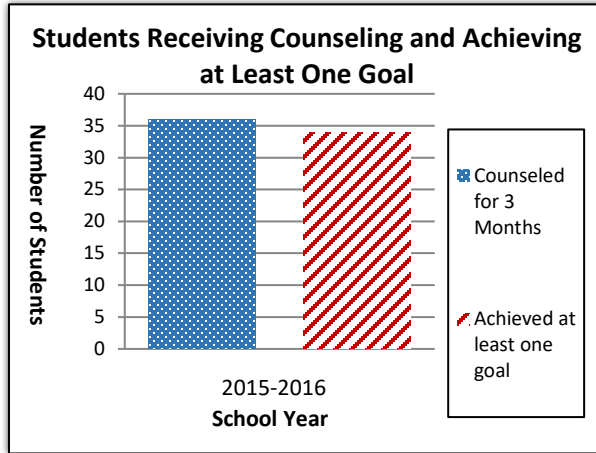
Trend: [▲]

# 2015-2016, New Haven Public Schools - School Based Health Centers, Mental Health Services

## Lincoln-Bassett School (K-6)

### Is Anyone Better Off?

Students Receiving Counseling Meeting their Goals:



### Story behind the baseline:

Of the 42 students seen for mental health counseling, 36 (86%) received 3 months or more months of counseling. Of those, 34 (81%) met at least one goal.

Of the 6 students overall that either did not receive counseling for 3 months or did not meet at least one goal, 2 of the students moved out of district, 1 student left counseling before completing three months, 2 students were referred to and seen by an outside provider, and 1 student made minimal gains but did not meet goals.

Trend: [◀▶]

### Notes:

\* Reflects funding provided to all of the SBHC for Medical and Mental Health Services.

### Proposed Actions to Turn the Curve:

#### How Much Did We Do:

- Survey staff to assess the knowledge of the medical and mental health services available at the SBHC.
- Actively participate in the attendance initiatives and provide outreach during monthly PTO family activities, school orientation, and parent teacher conferences to make families aware that family therapy can be provided after school for families who might be interested.

#### How Well Did We Do:

#### Is Anyone Better Off:

- Students who participate in counseling will be given pre and post surveys in order to track their overall improvement in alleviating negative symptoms and attendance.

#### Data Development Agenda:

1. Document in EHR goals that students are trying to reach and progress made.
2. Do pre and posttest screens on all students that are receiving counseling.
3. Work with EHR to ensure that all data can be easily exported to DPH.

Trend Going in Right Direction? ▲ Yes; ▼ No; ▶ Flat/ No Trend