

2015-2016, New Haven Public Schools - School Based Health Centers, Mental Health Services (Grades K-12)

Wilbur Cross High School, Clinton Avenue School, and Fair Haven School

Quality of Life Result: All Connecticut children will grow up in a stable environment, safe, healthy and ready to succeed.

Contribution to the Result: School Based Health Centers provide healthcare access for school aged students, so that they are healthy and ready to learn.

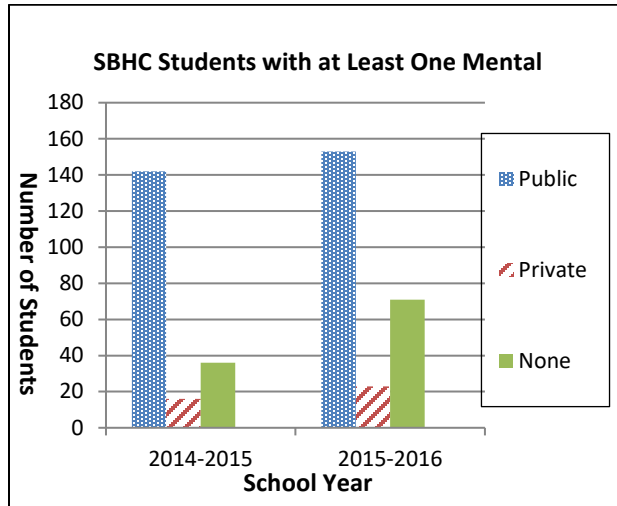
Program Expenditures	DPH SBHC Funding	Other State Funding	Federal Funding (MCHBG, ACA)	Total Other Funding (Other federal, Local, Private)	Reimbursement Generated	Total Site Funding
Actual SFY 16	\$ 286,434*	\$0	\$0	\$0	\$375,541*	\$661,975*
Estimated SFY 17	\$ 277,841*	\$0	\$0	\$0	\$375,000*	\$652,841*

Sponsoring Agency: Fair Haven Community Health Center and Clifford Beers Clinic

Partners: Parents, Students, CASBHC, DPH, DSS, NHPS Board of Education, Local Health Department, School Nurses, School Administrators and Faculty,

How Much Did We Do?

Access and Utilization



Story behind the baseline:

In 2015-2016, the total population of the 3 schools was 2,964 the total enrolled in the School Based Health Centers (SBHCs) was 2,305 (78% of population). The number of students who received mental health services was 247 (11% of the total enrolled and 8% of the school population). There was an increase of 27% in the number of students served from 2014-2015 (194) to 2015-2016 (247). The average number of visits was 8.3 per student (2,058 visits for 247 served).

Of the 247 students with a mental health visit, 153 (62%) had public insurance, 23 (9%) had private insurance, and 71 (29%) were uninsured.

It is imperative that students have access to mental health services regardless of their insurance status. In 2015-2016, the number of uninsured students who received mental health service doubled.

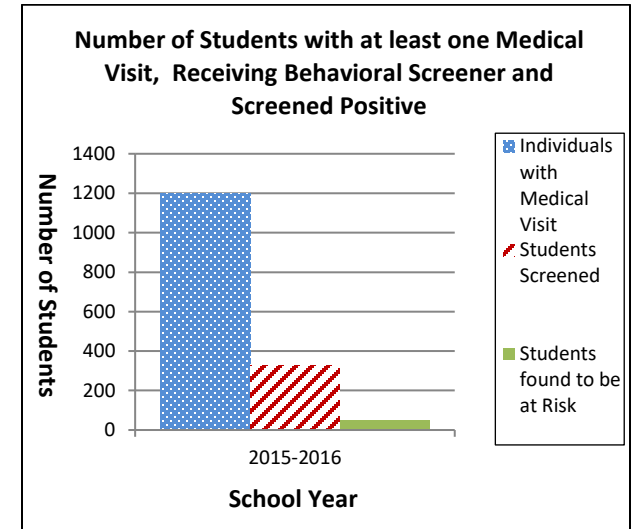
Uninsured patients' families are offered appointments with Health Insurance Care Coordinators at Fair Haven Community Health Center's main site to assess their eligibility for Medicaid and/or qualified health plans through AccessHealthCT.

Students' Population, Enrollment, Mental Health Visits and Students Served at FHCHC's 3 DPH funded SBHCs				
Schools	Population	Enrolled	MH Visits	MH Served
Wilbur Cross High School	1,610	981	678	111
Fair Haven School K-8	827	800	894	94
Clinton Avenue School K-8	527	524	486	42
Total	2,964	2,305	2,058	247

Trend: [▲]

How Well Did We Do?

Screen All Students for Mental/Behavioral Health Issues that received a Medical Visit.



Story behind the baseline:

In 2015-2016 medical clinicians implemented mental/behavioral health screeners during relevant medical visits.

Of the 1,200 students that had a medical visit, 325 (27%) had a mental/behavioral health screening at

2015-2016, New Haven Public Schools - School Based Health Centers, Mental Health Services (Grades K-12)

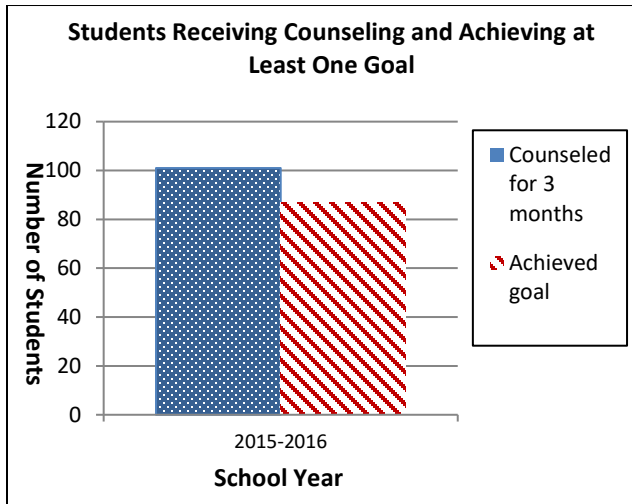
Wilbur Cross High School, Clinton Avenue School, and Fair Haven School

the time of the visit. Of those 47 (14%) were found to be at risk. Since 2015-2016 is the first year reporting this information, the data is considered baseline.

Trend: [◀▶]

Is Anyone Better Off?

Students Receiving Counseling Meeting their Goals



Story behind the baseline:

Of the 247 students receiving mental health visits in the 2015-2016 school year, 101 (41%) students received counseling for 3 months or more. Of those, 87 (86%) students met at least one goal. The 14 (14%) students who had not yet met at least one goal were still working on meeting the goal when this report was created. All students are provided information for either Clifford Beers or Fair Haven Community Health Care to continue their counseling over the summer when the SBHC is closed.

Trend: [◀▶]

Notes:

* Reflects funding and reimbursement provided to all of the SBHC for Medical and Mental Health Services.

Proposed Actions to Turn the Curve:

How Much Did We Do:

SBHC staff will work diligently to contact enrolled students to have annual health screening/assessment.

How Well Did We Do:

Expand the use of mental/behavioral health screeners at all schools. Screening tools have been identified based on age and cultural appropriateness. All medical providers have been trained on the use of the tools.

Is Anyone Better Off:

Monitor the rate of students who have met set goals and the reasons why goals are not met and track students who went elsewhere for counseling. Explore ways to use our EHR to better capture goal setting and progress.

Data Development Agenda:

1. Epic (electronic health record) optimization to capture trending data over time to help clinicians track student health outcomes.
2. Work with EHR to generate lists of students by chronic condition to proactively address health needs and utilization.
3. Continue to collaborate with local hospitals, specialists and primary care providers through a shared EHR to better coordinate care for all students served at the SBHCs.
4. Work to ensure EHR data can be extracted and sent to DPH.

Trend Going in Right Direction? ▲ Yes; ▼ No; ◀▶ Flat/ No Trend