

2015-2016, Meriden – School Based Health Centers, Dental Services (grades K-5)

Hanover Elementary, Casimir Pulaski Elementary, Benjamin Franklin Elementary, Israel Putnam Elementary, John Barry Elementary, Nathan Hale Elementary, Roger Sherman Elementary, Thomas Hooker Elementary

Quality of Life Result: All Connecticut children will grow up in a stable environment, safe, healthy and ready to succeed.

Contribution to the Result: School Based Health Centers provide healthcare for school age students, so that they are healthy and ready to learn.

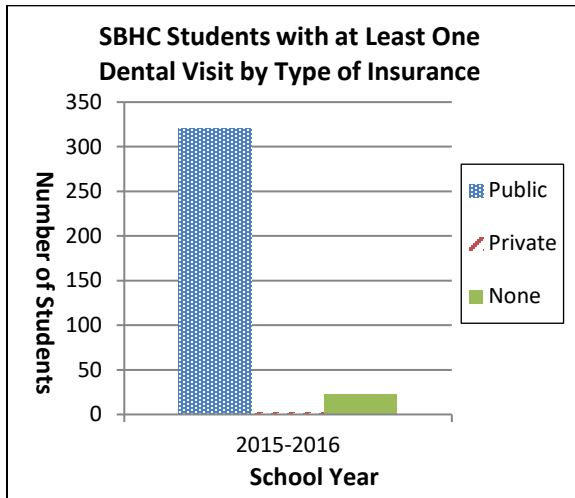
Program Expenditures	DPH SBHC Funding	Other State Funding	Federal Funding (MCHBG, ACA)	Total Other Funding (Other federal, Local, Private)	Reimbursement Generated	Total Site Funding
Actual SFY 16	\$265,082	\$0	\$0	\$0	\$78,084	\$343,166
Estimated SFY 17	\$265,066	\$0	\$0	\$0	\$78,084	\$343,150

Sponsoring Agency: Community Health Center Inc.

Partners: Parents, Students, CASBHC, DPH, DCF, School Administrators and Faculty.

How Much Did We Do?

Access and Utilization



visits. This is approximately 1.8 visits per student. Of students with at least one dental visit, 321 (93%) had public insurance, 2 (1%) had private insurance, and 23 (6%) had no insurance.

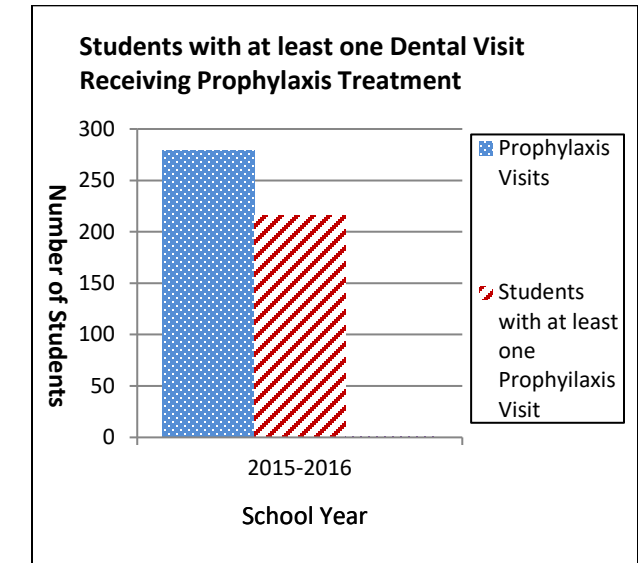
All students presenting for dental services get oral health screenings and dental education, including oral hygiene instruction. Routine services include prophylaxis, fluoride, x-rays, and sealants. Services that cannot be performed in the school are referred to CHC Dental in Meriden.

Student Population, Enrollment, Number of Dental Visits and Number Served in 2015-2016				
Schools	Population	Enrolled	Dental Visits	Dental Served
Hanover	616	45	82	42
Casimir Pulaski	557	108	215	106
Benjamin Franklin	346	30	23	20
Israel Putnam	588	59	91	46
John Barry	476	101	141	73
Nathan Hale	630	50	15	15
Roger Sherman	559	59	32	31
Thomas Hooker	421	14	18	13
Total	4,193	466	617	346

Trend: [◀ ▶]

How Well Did We Do?

Students Receiving Prophylaxis Treatment



Story behind the baseline:

In 2015-2016 the total student population for Hanover, Casimir Pulaski, Benjamin Franklin, Israel Putnam, John Barry, Nathan Hale, Roger Sherman, and Thomas Hooker Elementary Schools was 4,193. The total enrolled in Dental services at the schools was 466 (11%).

The number of students receiving dental services was 346 (74% of enrolled), with a total of 617 dental

Story behind the baseline:

The number of students who received at least one prophylaxis treatment in the 2015-2016 school year was 279. This was 81% of the number of students with a dental visit. The number of prophylaxis visits totaled 216 out of 617 total dental visits (35%). There was approximately 1 prophylaxis visit per student.

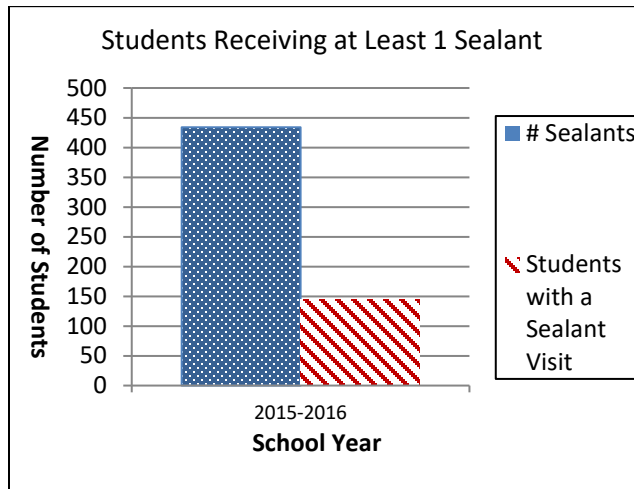
Trend: [◀ ▶]

2015-2016, Meriden – School Based Health Centers, Dental Services (grades K-5)

Hanover Elementary, Casimir Pulaski Elementary, Benjamin Franklin Elementary, Israel Putnam Elementary, John Barry Elementary, Nathan Hale Elementary, Roger Sherman Elementary, Thomas Hooker Elementary

Is Anyone Better Off?

Students Receiving Dental Sealants



Story behind the baseline:

The number of students who received at least one sealant treatment totaled 144 out of the 346 students with at least one dental visit (42%). The SBHCs place 434 sealants during the 2015-2106 school year. Sealants are placed on any six or 12 year molar that has not been sealed. Students needing sealants are prioritized by results of a Caries Risk Assessment. High risk students are prioritized first, followed by medium and low risk.

Trend: [◀▶]

Proposed Actions to Turn the Curve:

How Much Did We Do:

- To assist in outreach, staff will attend school functions, including Parents Nights, provide presentations to health classes, and enhance the publicity of school based services in a variety of

mediums including: websites, newsletters, and electronic communications.

- To improve and increase efficiency, forms will be available on an electronic platform and posted on district wide websites.

How Well Did We Do:

- A planned care dashboard has been developed to track students due for a prophylaxis treatment visit. The dashboard pulls information from Medicaid and CHC records to inform hygienists when students are due for services.

Is Anyone Better Off:

- Dental Clinical Manager will attend DPH Sealant Advisory meetings to share best practices in identifying students in need of sealants.
- Hygienists will receive sealant calibration.

Data Development Agenda:

- To align EHR (eClinical Works) generated reports to meet DPH requirements.
- The follow up work conducted by staff in gathering insurance information and referring clients to www.insurekids.gov and CHC's Access to Care is currently not in a reportable format within the EHR. School based staff will continue work with Business Intelligence (BI) team members to develop a tracking system that will allow accurate reporting that clearly demonstrates the work being conducted in this area.
- Tracking methods for current and historical enrollment are being developed. A planned care dashboard has been developed, which will allow staff to monitor and track patients that are in need of sealants.

Trend Going in Right Direction? ▲ Yes; ▼ No; ▶ Flat/ No Trend