

2015-2016 Hartford Public Schools- School Based Health Centers, Dental Services (Grades K-12)

Hartford Public High, Sanchez Elementary, Clark Elementary, Bellizzi, and MD Fox Elementary

Quality of Life Result: All Connecticut children will grow up in a stable environment, safe, healthy and ready to succeed.

Contribution to the Result: School Based Health Centers provide healthcare for school age students, so that they are healthy and ready to learn.

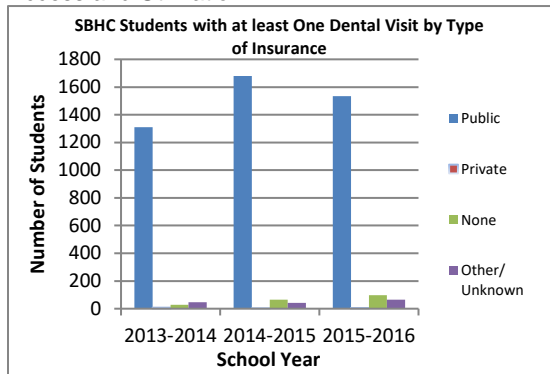
Program Expenditures	DPH SBHC Funding	Other State Funding	Federal Funding (MCHBG, ACA)	Total Other Funding (Other federal, Local, Private)	Reimbursement Generated	Total Site Funding
Actual SFY 16	\$155,389	*\$15,000	\$0	\$0	\$1,394,339	\$1,564,728
Estimated SFY 17	\$155,000	*\$15,000	\$0	\$0	\$1,350,000	\$1,520,000

Sponsoring Agency: Hartford Board of Education

Partners: Parents, Students, CASBHC, DPH, DSS, School Based Health Alliance, Board of Education, Hartford Health Department, CT Department of Child and Family, Charter Oak Health Center, Community Health Services, UCONN Health, Hartford Hospital, CT Health Center, St. Francis Hospital, Tunxis Community College, School Administrators and Faculty, Goodwin College, CT State Dental Association, Greater Hartford Lions Club, AMR CPR Training, and private Endodontists/Orthodontists.

How Much Did We Do?

Access and Utilization



Story behind the baseline:

In 2013-2014, the total student population for the clinic sites providing dental services was 3,798. The total student population increased to 4,491 students in 2014-2015 and decreased to 3,613 in 2015-2016. The total number of students enrolled within the clinic sites increased from 2,854 (75% of student population enrolled) in 2013-2014 to 4,144 (92%) in 2014-2015 and decreased to 3,334 (92%) in 2015-2016.

The total number of users with at least one visit was 1,393 (49% of enrolled students) in 2013-2014, 1,792 (43%) in 2014-2015, and 1,704 (51%) in 2015-2016. This was an increase of 8% in users from 2014-2015 despite the decrease in student population and enrollment.

While there was an increase in unduplicated users, there was also an increase in the number of visits: 3,145 in 2013-2014, 3,837 in 2014-2015, and 3,720 in 2015-2016. There was an average of 2.2 visits per student in 2015-2016.

The total number of users with at least one visit amounted to 1393 in 2013-2014, which is 49% of the enrolled students. The total number of users with at least one visit increased to 1792 in 2014-2015, which is 43% of the enrolled students. This is an increase of 399 students. The total number of users with at least one visit in 2015-2016 decreased to 1704; however this is 51% of the enrolled student population. Thus, there was an increase of 8% from 2014-2015 despite the reduction of users with at least one visit by 88 users.

In 2015-2016 there was considerable effort made to acquire public insurance for students who qualified. There were 1,535 (90%) students with public insurance, 6 (0.4%) students with private insurance, 97 (6%) students with no insurance, and 66 (4%) students with other/unknown insurance status.

Student Population, Enrollment, Users, and Users with at least one dental visit serviced in HPS's schools 2015-2016

SBHC Site	School Population	# Enrolled	# Visits	Users with at least 1 visit
Clark	240	225	146	74
Sanchez	485	479	1,251	475
JMA	208	168	0	0
HPHS	1,258	1,206	282	134
Bellizzi	703	647	1,098	534
MD Fox	719	609	943	487
Totals	3,613	3,334	3,720	1,704

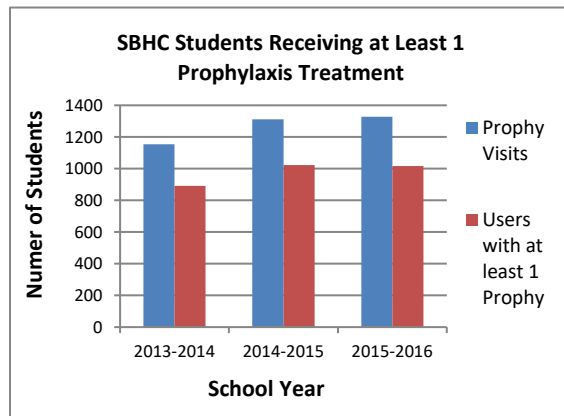
Trend: [▲]

2015-2016 Hartford Public Schools- School Based Health Centers, Dental Services (Grades K-12)

Hartford Public High, Sanchez Elementary, Clark Elementary, Bellizzi, and MD Fox Elementary

How Well Did We Do?

Students receiving dental prophylaxis.



Story behind the baseline:

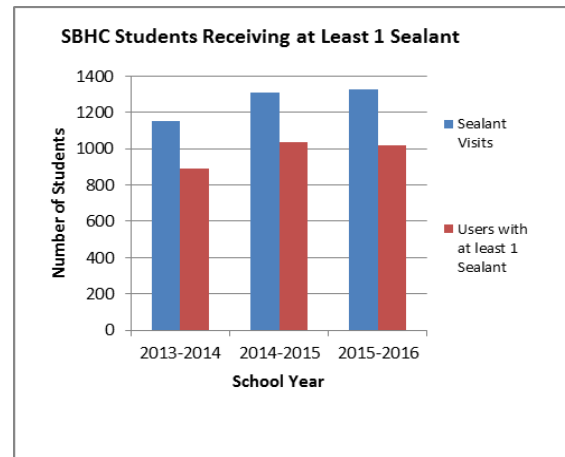
In 2015-2016, there were 1,328 prophylaxis treatment visits (36% of total dental visits) made by 1,017 students (60% of students with a dental visit). The number of visits and users who received at least one prophylaxis treatment increased from 2013-2014 when there were 1,154 visits made by 891 students but slightly decreased in the number of users from 2014-2015 when there were 1,312 visits made by 1,022 students.

SBHC Site	Prophy Visits	Prophy Users	Sealant Visits	Sealant Users
Clark	21	18	21	18
Sanchez	321	300	323	301
JMA	0	0	0	0
HPHS	104	103	104	104
Bellizzi	460	320	455	318
MD Fox	422	276	424	279
Totals	1,328	1,017	1,327	1,020

Trend: [▲]

Is Anyone Better Off?

Students receiving Sealants



Story behind the baseline:

In 2015-2016, there were 1,020 students that received at least 1 dental sealant. Sixty percent of students who had at least one dental visit received at least one dental sealant. Those students made 1,327 visits to receive dental sealants (36% of total dental visits). This was an increase from 2013-2014 when only 889 students received at least 1 dental sealant during 1,151 visits.

Trend: [▲]

Notes:

*\$15,000-SEALANT Grant through DPH

Proposed Actions to Turn the Curve

How Much Did We Do:

The dental staff worked vigorously to increase the number of insured users and decrease the number of uninsured students. However, decreasing enrollment and thus school populations throughout the district has

impacted their efforts. The dental staff will continue to strive for this goal as well as maintaining/increasing dental registrations and dental visits. One step that the dental staff is taking is to collaborate with school administrators and teachers to send forms home with every student and have forms handed to families during initial registration in the main office or district welcome center. A second step is to collaborate with the medical and mental health School-Based Health Center staff to have them additionally hand out registration forms and flyers to students that come in for services. If the school where the dental clinic is located does not have an SBHC, the dental staff is working with the school nurse's office.

How well Did We Do:

The number of prophylaxis treatments has been increasing over the past three years, despite decreasing numbers of users from last school year. The dental staff will continue this trend, which can be accomplished by ensuring that prophylaxis treatments are performed twice a year, which is done through reviewing charts and a log of all students in the school by grade and homeroom with prophy dates that is created at the beginning of every school year.

Is Anyone Better Off:

The number of sealant treatments have increased over the past three years despite decreasing numbers of user from last school year. The dental staff will continue to strive for increasing the number of sealant visits. Screenings are performed at every School-Based clinic site. The Dental Staff is additionally working on expanding screenings to non-clinic sites and the SEALANT Program under a separate grant. This will increase both the number of students screened and number receiving sealant treatment.

Data Development Agenda:

The Health Services Department for Hartford Public Schools is currently working on a possible transition to an EHR system. This would house dental records, streamline the program, and allow for easily extractable data for reporting.