

2015-2016, Groton - School Based Health Centers, Medical Services (Grades K-12)

Fitch High, Cutler Middle, West Side Middle, Catherine Kolnaski Elementary, Claude Chester Elementary

Quality of Life Result: All Connecticut children will grow up in a stable environment, safe, healthy and ready to succeed.

Contribution to the Result: School Based Health Centers provide healthcare for school age students, so that they are healthy and ready to learn.

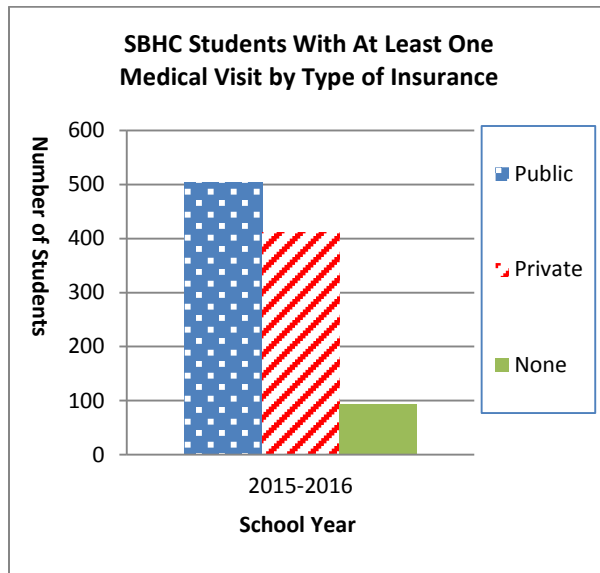
Program Expenditures	DPH SBHC Funding	Other State Funding	Federal Funding (MCHBG, ACA)	Total Other Funding (Other federal, Local, Private)	Reimbursement Generated	Total Site Funding
Actual SFY 16	\$617,464*	0	\$5,157**	\$1,883***	\$162,407	\$786,911
Estimated SFY 17	\$653,969*	0	\$5,732**	\$7,114***	\$157,601	\$824,416

Sponsoring Agency: Child & Family Agency of Southeastern CT., Inc.

Partners: Parents, Students, CASBHC, DPH, DSS, CT Chapter of the AAP, School Based Health Alliance, Board of Education, LedgeLight Health Department, School Nurses, School Administrators and Faculty, Planned Parenthood, Lawrence and Memorial Hospital

How Much Did We Do?

Access and Utilization



Story behind the baseline:

In 2015-2016, the total school populations of all 5 schools was 2,708, and the total enrolled in the SBHCs was 1,849 (68% of the student population). The number of students with at least one medical visit was 1,010 (55% of enrolled and 37% of total school population). The average number of visits per student was 2.2 (1,010 of 2,249).

Of the 1,010 students that had at least one medical visit in 2015-2016, 505 (50%) of students were publically insured, 412 (41%) were privately insured and 93 (9%) had no insurance.

All students enrolled in the SBHC receive care regardless of insurance status. Students/families identified as eligible for public insurance coverage are directed to one of community-based Access to Care programs.

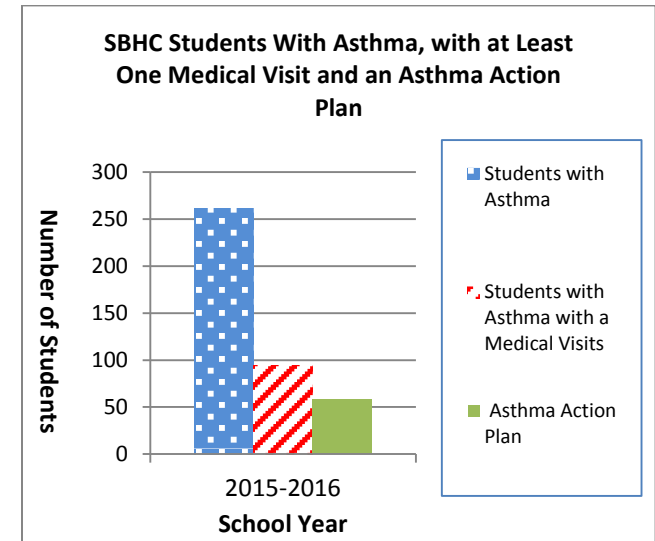
The SBHC nurse practitioners made presentations at faculty meetings and met with parents at Back to School Nights to inform them of the mental health and medical services that are offered at the SBHC

Student Population, Enrollment, Number of Medical Visits And Number Served in Groton Schools 2015-2016				
Schools	Population	Enrolled	Medical Visits	Medical Unduplicated Users
Fitch	1,076	743	1,047	405
Cutler	501	298	504	205
West Side	436	306	218	126
Chester	323	246	237	137
Kolnaski	372	256	243	137
TOTAL	2,708	1,849	2,249	1,010

Trend: [◀▶]

How Well Did We Do?

Reduce the severity and frequency of asthma symptoms among students who utilize the SBHC.



Story behind the baseline:

In 2015-2016, 261 (26%) students that utilized the SBHCs had an asthma diagnosis. Of those, 94 (36%) had at least one medical visit. Of those, 58 (62%) had an Asthma Action Plan.

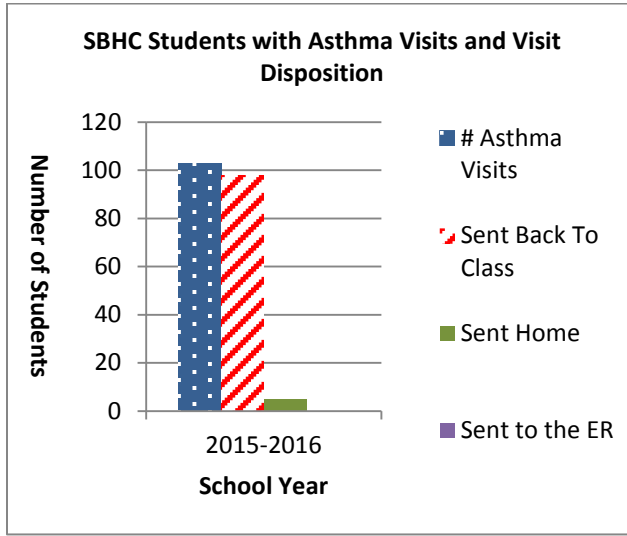
Trend: [◀▶]

2015-2016, Groton - School Based Health Centers, Medical Services (Grades K-12)

Fitch High, Cutler Middle, West Side Middle, Catherine Kolnaski Elementary, Claude Chester Elementary

Is Anyone Better Off?

Reduction of visits to an Emergency Department for asthma exacerbations.



Story behind the baseline:

In 2015-2016, the SBHC began tracking the disposition of the asthma visits that students made to the SBHC.

A total of 103 asthma visits (5% of total visits) were made to the SBHC in 2015-2016. Of those, 98 (95%) visits resulted in the student returning to class, 5 (5%) visit resulted in the student being sent home, and none (0%) resulted in a trip to the Emergency Room.

This is the first year this data is being reported and is considered baseline.

Trend: [◀▶]

Notes:

*Reflects funding provided to all of the SBHCs for Medical and Mental Health Services

**Maternal and Child Block Grant

*** United Way

Proposed Actions to Turn the Curve:

How Much Did We Do:

- Information and registration forms in English and Spanish will be provided to Welcome Center/registrar at the school for all incoming students. Information and forms will be on Agency and school websites.

How Well Did We Do:

- SBHC APRNs will identify any new SBHC users with asthma to determine if they have an Asthma Action Plan in place and, if one is needed, will ensure that one is developed and implemented.

Is Anyone Better Off:

- SBHC staff will track the disposition of asthma visits of new enrollees with an asthma diagnosis, making asthma visits to the SBHCs.

Data Development Agenda:

- Align eClinicalWorks generated reports to meet DPH requirements
- Streamline the process of exporting our data from eClinicalWorks to DPH
- Further refine data collection capability of eClinicalWorks for better identification and management of specific conditions (ex. students who have participated in select programs, students who have an asthma action plan on record, etc.)