

2015-2016, East Haven School Based Health Center, Medical Services (grades k-5)

Momauguin Elementary School

Quality of Life Result: All Connecticut children will grow up in a stable environment, safe, healthy and ready to succeed.

Contribution to the Result: School Based Health Centers provide healthcare for school age students, so that they are healthy and ready to learn.

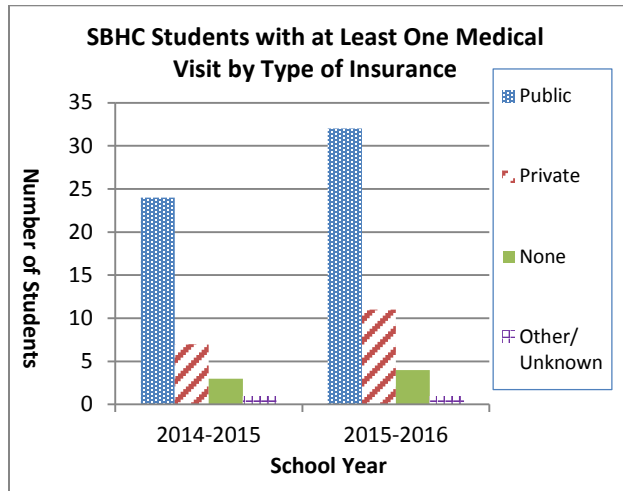
Program Expenditures	DPH SBHC Funding	Other State Funding	Federal Funding (MCHBG, ACA)	Total Other Funding (Other federal, Local, Private)	Reimbursement Generated	Total Site Funding
Actual SFY 16	\$145,623*	\$0	\$0	\$0	\$2,002,142*	\$2,147,765*
Estimated SFY 17	\$145,806*	\$0	\$0	\$0	\$1,709,500*	\$1,855,306*

Sponsoring Agency: Community Health Center Inc.

Partners: Parents, Students, CASBHC, DPH, DCF, School Administrators and Faculty.

How Much Did We Do?

Access and Utilization



Story behind the baseline:

School-Based Medical Services opened at Momauguin Elementary School in February of 2015. In 2014-2015 the total student population for Momauguin Elementary School was 147, which increased to 180 in 2015-2016. The total medical patients enrolled in the SBHCs was 35 (24% of population) in 2014-2015 and increased to 48 (26% of population) in 2015-2016. There were 68 medical visits made by these students in 2014-2015, which is an average of 1.9 visits per enrolled student. Visits

increased to 164, or an average of 3.5 visits per enrolled student, in 2015-2016.

Of students served in 2014-2015, 24 (69%) had public insurance, 7 (20%) had private insurance, 3 (9%) were uninsured, and 1 (3%) had another or unknown insurance type. In 2015-2016, public insurance increased slightly to 32 (68%), private insurance increased slightly to 11 (23%), uninsured remained the same at 4 (9%), and 1 (2%) had another or unknown insurance type. All uninsured students were referred to CHC's Access to Care department to assist in acquiring insurance.

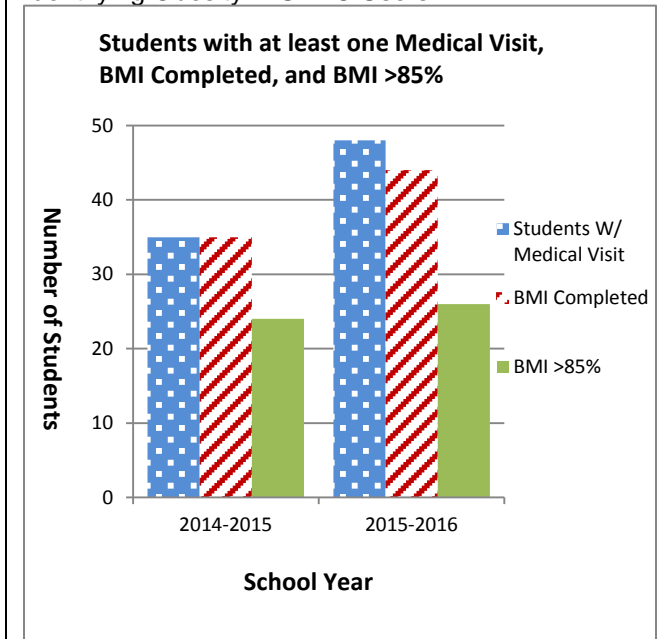
The SBHC Clinician attended outreach events such as parent-teacher nights and faculty meetings to inform parents and teachers of the available services and the importance of enrolling students.

Student Population, Enrollment, Number of Medical Visits and Number Served at Momauguin ES 2015-2016				
Schools	Population	Enrolled	Medical Visits	Medical Served
Momauguin	180	47	164	48

Trend: [▲]

How Well Did We Do?

Identifying Obesity in SBHC Users.



Story behind the baseline:

Starting in 2014-2015 all students that had a medical visit were required to get a Body Mass Index (BMI) calculated. Therefore, a BMI was recorded for all 35 (100%) students seen at the SBHC. Of the 35 seen, 24 (69%) were identified as having a BMI greater than 85%. In the 2015-2016 school year, of the 48

2015-2016, East Haven School Based Health Center, Medical Services (grades k-5)

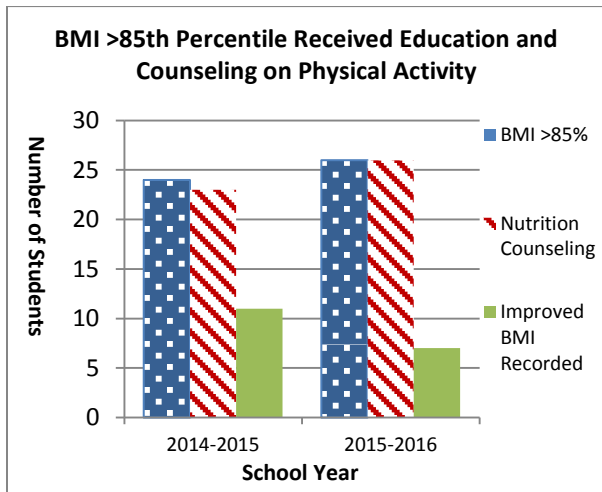
Momauguin Elementary School

students with at least one medical visit, 44 (92%) had a BMI completed. Of those, 26 (59%) had a BMI greater than 85%.

Trend: [◀▶]

Is Anyone Better Off?

BMI > 85th percentile and Counseling on Nutrition and Physical Activity



Story behind the baseline:

All students with a BMI >85% were offered counseling in both nutrition and physical activity on an individual basis as well as in a group setting. In 2014-2015, 23 (96%) of the students with a BMI greater than 85% received nutritional and physical activity counseling and guidance. Eleven (48%) of the students who received this counseling saw improvement in their BMI. In 2015-2016, 26 (100%) of students with a BMI greater than 85% received nutritional and physical activity counseling and guidance. Seven (27%) of the students who received this counseling saw improvement in their BMI.

Trend: [◀▶]

* Reflects funding provided to all of the SBHC for Medical and Mental Health Services.

Proposed Actions to Turn the Curve:

How Much Did We Do:

- Letters for permission to give the flu vaccine will be distributed to students at the beginning of the school year.
- To assist in outreach, staff will attend school functions, including Parents Nights, provide presentations to health classes, and enhance the publicity of school based services in a variety of mediums including: websites, newsletters, and electronic communications.
- To improve and increase efficiency, forms will be available on an electronic platform and posted on district wide websites.

How Well Did We Do:

- Staff will track BMIs through our electronic health record and identify students with at-risk BMI's.

Is Anyone Better Off:

- Staff will provide one-on-one nutrition counseling.
- Classroom presentations on healthy eating will be offered.

Data Development Agenda:

1. Staff will continue to work with the CHC Business Intelligence (BI) team, to gather data:
 - To align the EClinical Works (ECW) generated reports to meet DPH requirements.
 - To streamline the process of exporting our data from EHR to DPH.
 - To further refine data collection capability of the electronic record to define parameters for better identification and management of specific conditions (ex. students who have participated in select programs, students who have an asthma

action plan on record, and obesity counseling data, etc.).

2. The school based team will work closely with the BI team in the development of a dashboard which will provide need data and trends in the moment.