

2015-2016, East Haven School Based Health Center, Mental Health Services (grades k-5)

Momauguin Elementary School

Quality of Life Result: All Connecticut children will grow up in a stable environment, safe, healthy and ready to succeed.

Contribution to the Result: School Based Health Centers provide healthcare for school age students, so that they are healthy and ready to learn.

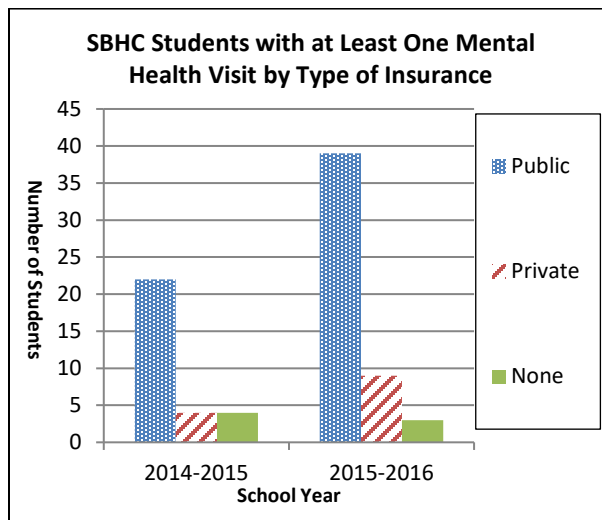
Program Expenditures	DPH SBHC Funding	Other State Funding	Federal Funding (MCHBG, ACA)	Total Other Funding (Other federal, Local, Private)	Reimbursement Generated	Total Site Funding
Actual SFY 16	\$65,234	\$0	\$0	\$0	\$85,811	\$151,045
Estimated SFY 17	\$118,728	\$0	\$0	\$0	\$85,811	\$204,539

Sponsoring Agency: Community Health Center Inc.

Partners: Parents, Students, CASBHC, DPH, DCF, School Administrators and Faculty.

How Much Did We Do?

Access and Utilization



Story behind the baseline:

In 2014-2015 the total student population for Momauguin Elementary School was 147, which increased to 180 in 2015-2016. The total behavioral health patients enrolled in the School Based Health Centers (SBHCs) was 30 (20% of population) in 2014-2015 and increased to 51 (28% of population) in 2015-2016. There were 525 behavioral visits made by these students in 2014-2015, which is an average of 17.5 visits per enrolled student. Visits increased to

803, or an average of 15.7 visits per enrolled student, in 2015-2016.

All uninsured students are referred to CHC's Access to Care department to assist in acquiring insurance, which likely led to a decrease in uninsured patients. Of students served in 2014-2015, 73.3% (22) had public insurance, 13.3% (4) had private insurance, and 13.3% (4) were uninsured. In 2015-2016, public insurance increased to 76.5% (39), private insurance increased to 17.6% (9), and uninsured decreased to 5.9% (3).

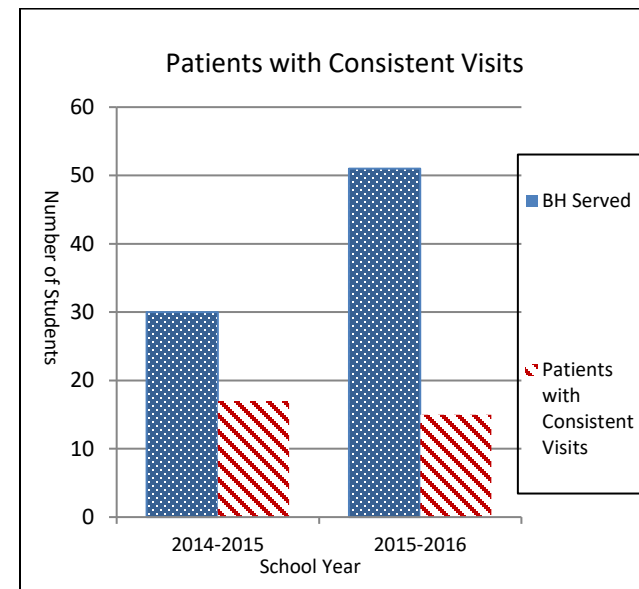
The SBHC Clinician attended outreach events such as parent-teacher nights and faculty meetings to inform parents and teachers of the available services and the importance of enrolling students.

Student Population, Enrollment, Number of Behavioral Health Visits and Number Served at Momauguin ES 2015-2016				
Schools	Population	Enrolled	BH Visits	BH Served
Momauguin	180	51	803	51

Trend: [▲]

How Well Did We Do?

Increase Number of Patients with Consistent Visits



Story behind the baseline:

The school based health centers define "consistent" as 12 visits over a 3-month period. Per that definition, the Momauguin behavioral health clinician served 17 patients with consistent visits out of the 30 enrolled patients, or 57 percent of enrolled students, for the 14-15 year. In 2015-16, this number decreased to 15 students, or 29%.

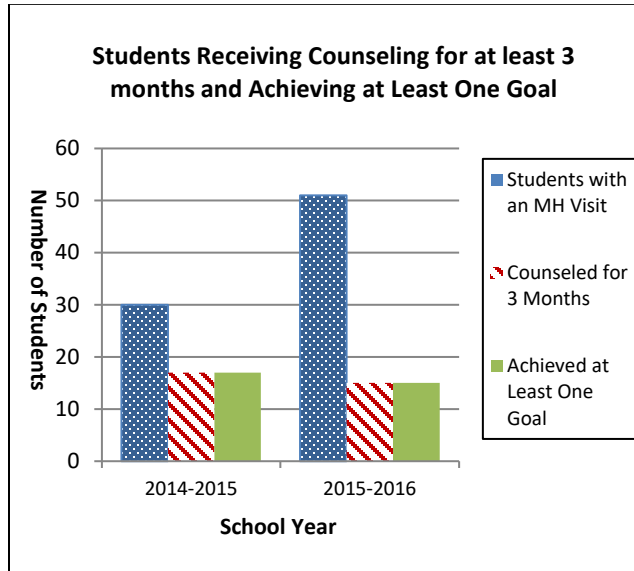
Trend: [▼]

Trend Going in Right Direction? ▲ Yes; ▼ No; ◀▶ Flat/ No Trend

2015-2016, East Haven School Based Health Center, Mental Health Services (grades k-5)
Momauguin Elementary School

Is Anyone Better Off?

Students Achieving at Least One Treatment Goal



Story behind the baseline:

In the 2015-2016 school year, 51 students had at least one mental health visit. There were 15 (29.4%) students who were counseled for at least 3 months. Students who received ongoing mental health services were assigned a clinically appropriate goal as part of their treatment plan. Students who attended therapy consistently over a 3-month period were counted as achieving at least one treatment goal. In 2015-2016, 100% (15) of the students who were counseled for 3 or more months met at least one treatment goal. This is consistent with the previous school year when 17 students were counseled for 3 or more months and all met at least one treatment goal.

Trend: [◀ ▶]

Proposed Actions to Turn the Curve:

How Much Did We Do:

- To assist in outreach, staff will attend school functions, including Parents Nights, provide presentations to health classes, and enhance the publicity of school based services in a variety of mediums including: websites, newsletters, and electronic communications.
- To improve and increase efficiency, enrollment forms will now be available on an electronic platform and posted on district wide websites.

How Well Did We Do:

- Medical staff will complete mental health assessments at each visit.

Is Anyone Better Off:

- Clinical staff will set consistent visit goals for each student as therapeutically appropriate.
- Staff will track the visits through our electronic health record.
- Clinicians will be expected to provide evidence of their efforts and outreach to keep patients engaged in treatment when appropriate.

Data Development Agenda:

Staff will continue to work with the CHC Business Intelligence (BI) team, to gather data:

- To align Eclinical Works generated reports to meet DPH requirements.
- To streamline the process of exporting our data from EHR to DPH.
- To further refine data collection capability of the electronic record to define parameters for better identification and management of specific conditions (ex. students who have participated in select programs, students who have an asthma action plan on record, and obesity counseling data, etc.). The school based team is working closely with the BI team in the development of a

dashboard which will provide need data and trends in the moment.

Trend Going in Right Direction? ▲ Yes; ▼ No; ◀▶ Flat/ No Trend