

2015-2016, Branford - School Based Health Centers, Medical Services (Grades PreK-12)

Mary T. Murphy Elementary, Walsh Intermediate, Branford High School

Quality of Life Result: All Connecticut children will grow up in a stable environment, safe, healthy and ready to succeed.

Contribution to the Result: School Based Health Centers provide healthcare for school age students, so that they are healthy and ready to learn.

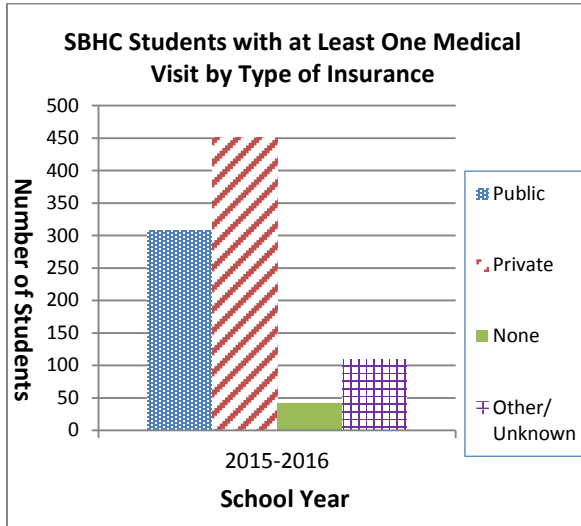
Program Expenditures	DPH SBHC Funding	Other State Funding	Federal Funding (MCHBG, ACA)	Total Other Funding (Other federal, Local, Private)	Reimbursement Generated	Total Program Funding
Actual SFY 16	\$328,828*	\$0	\$0	\$4500 **	\$118,561*	\$451,889
Estimated SFY 17	\$307,578*	\$0	\$0	\$4500**	\$120,000*	\$453,328

Sponsoring Agency: Branford Board of Education

Partners: Parents, Students, CASBHC, DPH, Yale New Haven Hospital, Yale Child Study Center, School Based Health Alliance, Board of Education, Branford Counseling Center, Fairhaven Health Clinic, East Shore Health Center, Community Diningroom, Branford Cares, End Hunger, Soundview YMCA, Branford Parks and Recreation, School Administrators and Faculty and New York State Coalition for School-Based Health Center, Montefiore Medical Center's School Health Program.

How Much Did We Do?

Access and Utilization



Story behind the baseline:

In 2015-2016 the total student population for all 3 schools was 2,280, and the total enrolled in the School Based Health Centers (SBHCs) was 1,573 (69% of population). The number of students served was 911 or 58% of the total enrolled population. The average number of visits was 2.9 per student.

In 2015-2016, of the students that had at least one medical visit, 308 (34%) had public insurance, 451

(50%) had private insurance, 42 (5%) were uninsured, and 110 (12%) were students with "other" insurance plans. There was a greater push to ensure that all insurance statuses were updated when billing during this school year. If a student was uninsured, staff reached out to the families, provided written and verbal information about ACCESSCT, and offered to assist in working through the online program one on one. Families who held concerns about documentation and citizenship were also referred to the Branford Counseling Center's outreach staff, who would work one on one to establish eligibility and update all records.

Student Population, Enrollment, Number of Medical Visits and Number Served in Branford's 3 schools 2015-2016				
Schools	Population	Enrolled	Medical Visits	Medical Served
Murphy	422	392	609	225
Walsh	907	649	1,155	434
BHS	951	532	883	252
Total	2,280	1,573	2,647	911

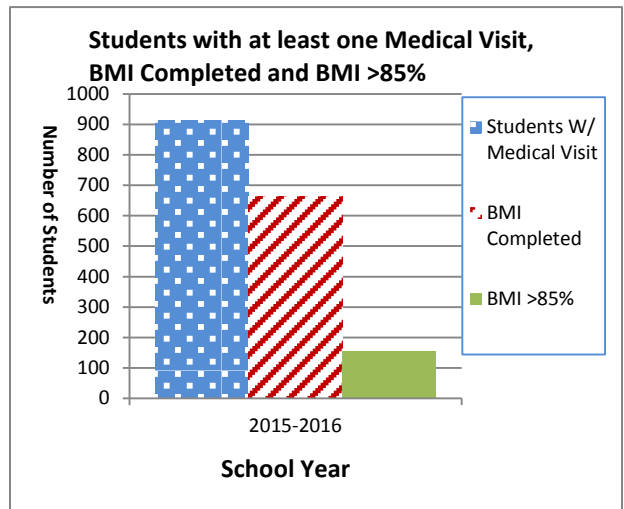
The SBHC clinician visited every health class to inform the students about the medical and mental health services offered at the SBHC.

Since 2015-2016 was the first year that information was reported by community, the data provided is baseline data.

◀▶ Flat/ No Trend

How Well Did We Do?

Identifying Obesity in SBHC Users.



Story behind the baseline:

Beginning in 2015-2016 all students having a medical visit were required to have a BMI calculated. During

Trend Going in Right Direction? ▲ Yes; ▼ No; ◀▶ Flat/ No Trend

2015-2016, Branford - School Based Health Centers, Medical Services (Grades PreK-12)

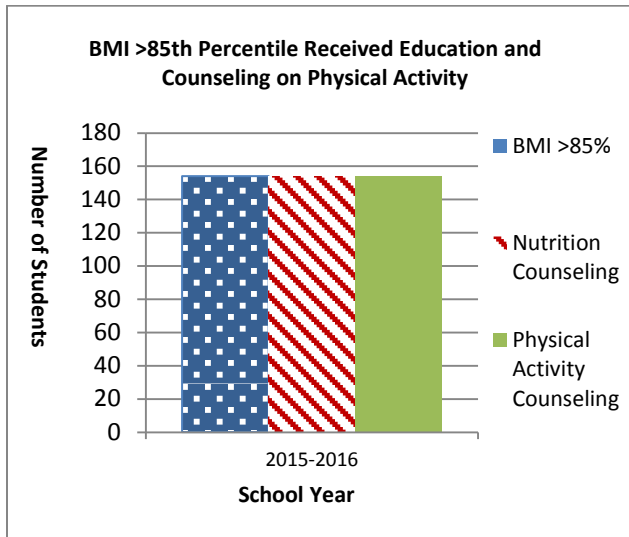
Mary T. Murphy Elementary, Walsh Intermediate, Branford High School

the school year 2015-2016, 911 students had at least one medical visit and 663 (73%) had a BMI completed during one of these medical visits. Of the 663 students with a completed BMI, 154 (23%) were found to have a BMI greater than the 85 percentile.

◀▶ Flat/ No Trend

Is Anyone Better Off?

BMI > 85th percentile and Counseling on Nutrition and Physical Activity



Story behind the baseline:

All students with a BMI >85% (154) were offered counseling in both nutrition and physical activity. All of the students were provided both nutritional and physical activity counseling during at least one visit. Pre and post tests were not conducted during the nutrition and physical activity counseling; however, materials were disseminated as needed and according to the specific need of the student.

The SBHC at the Intermediate school partnered with the local YMCA to offer students the opportunity to participate in an 8 week nutrition and fitness program

with certified instructors. Twenty students participated during the 2015-2016 academic year.

◀▶ Flat/ No Trend

Notes:

* Reflects funding provided to all of the SBHC for Medical and Mental Health Services.

** Funding was provided to the SBHC by the Connecticut Association of School Based Health Centers (CASBHC) as a stipend for participating in a PC-SBHC project that was grant funded to CASBHC by the Connecticut Health Foundation.

Proposed Actions to Turn the Curve:

How Much Did We Do:

- SBHC staff will attend school functions, including parent nights, conferences, and back to school nights to promote the SBHC.
- Increase access to enrollment forms by posting them on the district and individual websites.

How Well Did We Do:

- SBHC will conduct a BMI at every medical visit during the school year 2016-2017. Any student with a BMI greater than the 85th percentile will be offered physical activity and nutrition counseling.

Is Anyone Better Off:

- Providers will provide and code physical activity and nutrition counseling in all physicals and sports physicals when a BMI is greater than the 85th percentile.
- The SBHC and YMCA will discuss the possibility for pre and post tests for students participating in the Y Be Fit Program.

Data Development Agenda:

1. Document in EPIC (EHR) at each visit for counseling on nutrition and physical health.
2. Document on EHR BMIs on each student at each visit.
3. Work to ensure EHR data can be extracted and sent to DPH.