Rate of Opioid Medications Prescribed per 1,000 Residents, by Local Health Department/District, Connecticut, April 1-June 30, 2023

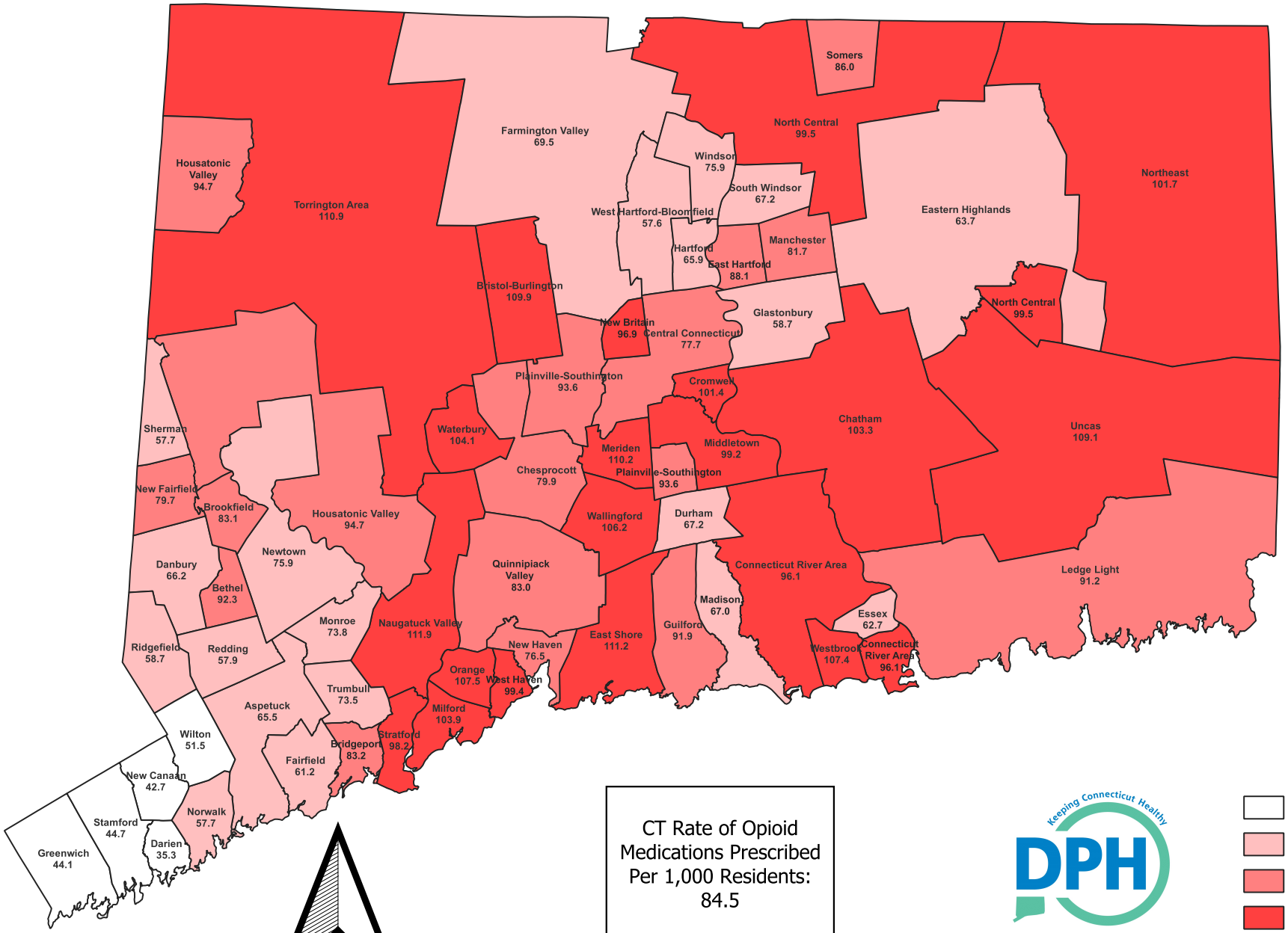

Nicholas Cortes, Injury and Violence Surveillance, CT Dept. of Public Health, 2023

Data Source: CT Dept. of Consumer Protection, Prescription Monitoring Program, 2023

Created on 10/24/23

Substances Included in Opioid Classification: portal.ct.gov/DCP/Prescription-Monitoring-Program/CTPMP-Statistics

Rate of Opioid Medications Dispensed per 1,000 Residents, by Local Health Department/District, Connecticut, April 1-June 30, 2023

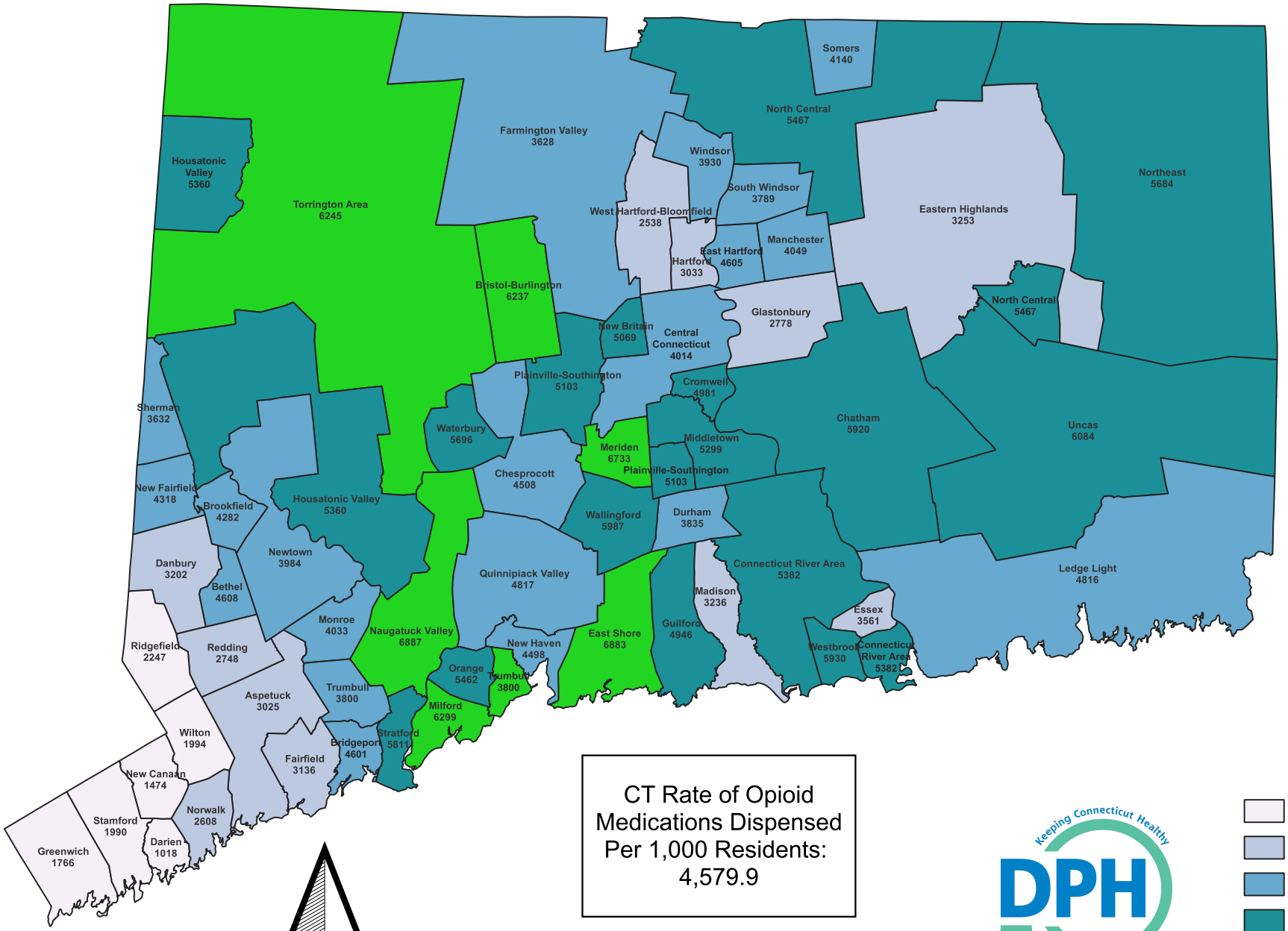

CT Rate of Opioid Medications Dispensed Per 1,000 Residents: 4,579.9

0 10 20 mi

Legend

- 824 - 2300
- 2301 - 3600
- 3601 - 4900
- 4901 - 6200
- 6201 - 8376

* Rate = Opioid Medication Pills Dispensed

Keeping Connecticut Healthy

DPH

Connecticut Department of Public Health

Nicholas Cortes, Injury and Violence Surveillance, CT Dept. of Public Health, 2023

Data Source: CT Dept. of Consumer Protection, Prescription Monitoring Program, 2023

Created on 10/24/23

Substances Included in Opioid Classification: portal.ct.gov/DCP/Prescription-Monitoring-Program/CTPMP-Statistics

Opioid Medication Pills Dispensed Per Prescription, by Local Health Department/District, Connecticut, April 1-June 30, 2023

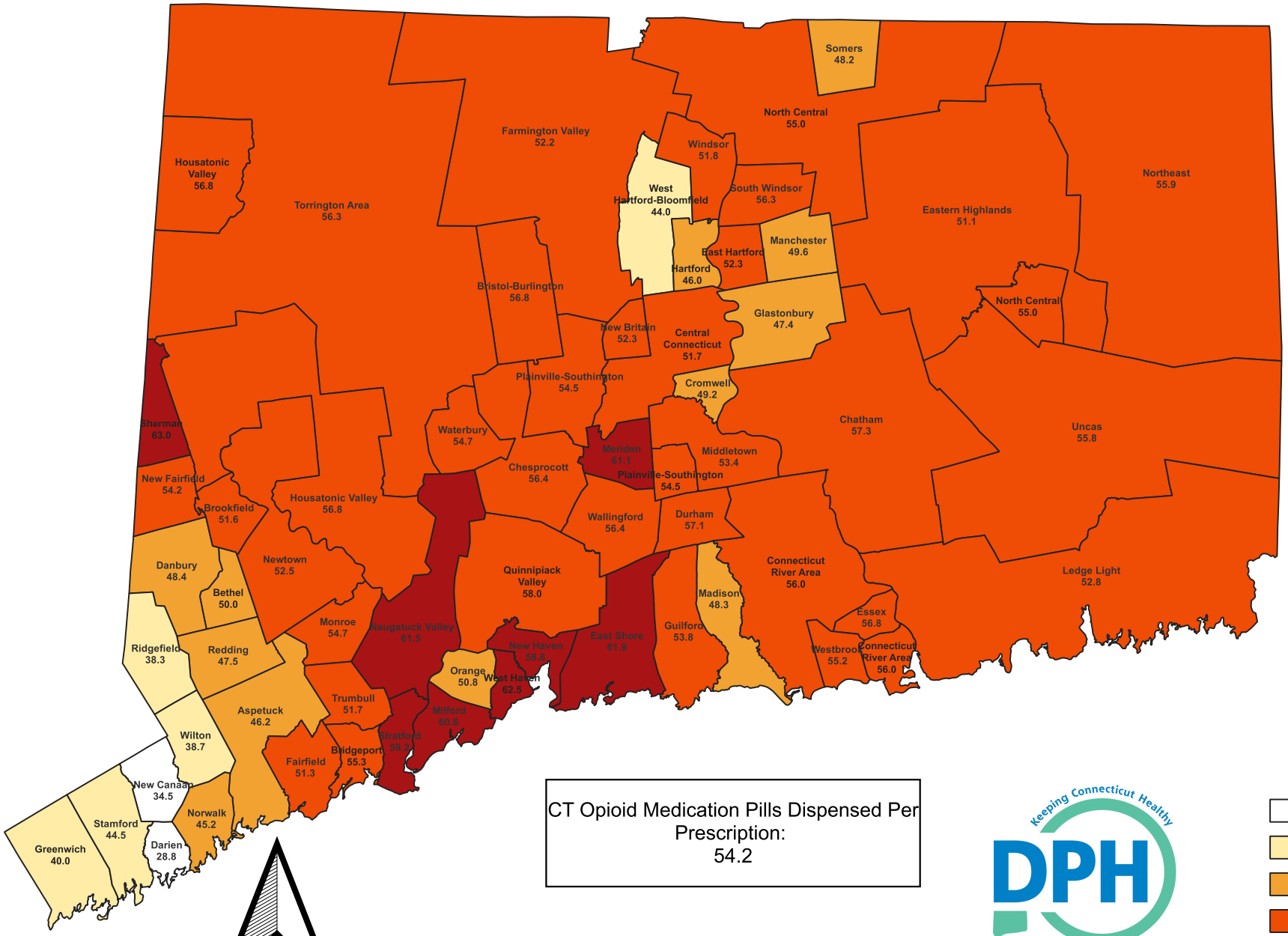

Nicholas Cortes, Injury and Violence Surveillance, CT Dept. of Public Health, 2023

Data Source: CT Dept. of Consumer Protection, Prescription Monitoring Program, 2023

Created on 11/01/23

Substances Included in Opioid Classification: portalct.gov/DCP/Prescription-Monitoring-Program/CTPMP-Statistics

* Pills Dispensed Per Prescription = Pills Dispensed / Number of Prescriptions