



# INJURY IN CONNECTICUT A FACT SHEET – 2021 UPDATE



INJURY AND VIOLENCE SURVEILLANCE UNIT • OCTOBER 2022

## What We Know About Injury In Connecticut:

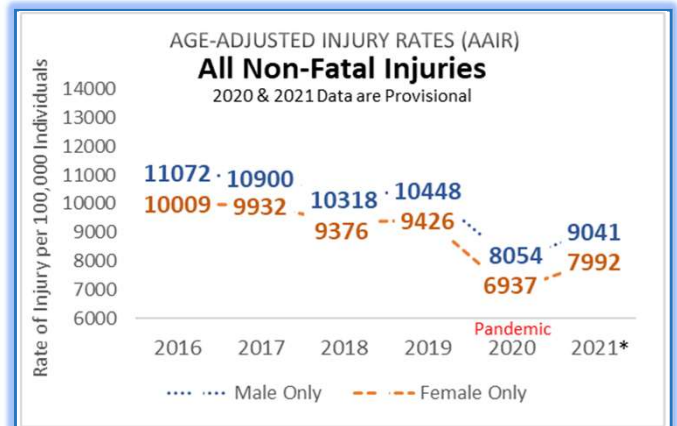
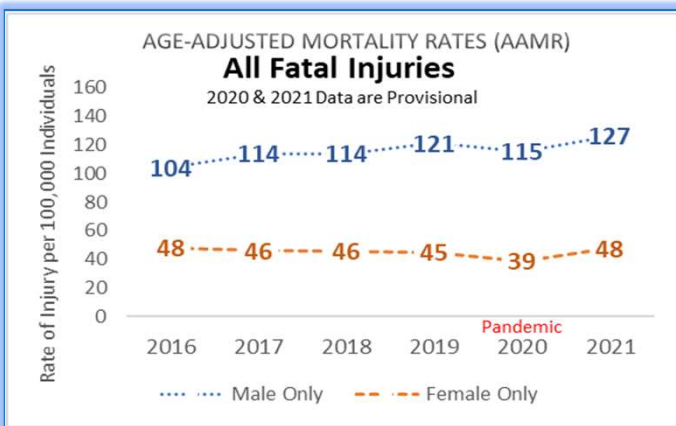
Injuries are a major cause of death and disability across the entire lifespan of Connecticut residents. The type, frequency, and degree of risk for a specific injury differs by age, sex, and race. Social, environmental, and economic factors of an injured resident are typically not reported with the injury outcome, making analysis of socioeconomic inequities difficult to assess.

Intentional injuries are violence-related and include the categories of homicides, suicides, suicide attempts, assaults, domestic violence, sexual violence, and abuse of both adults and children. Intentional injuries account for 1.6% of injury-related deaths and 4.6% of injury-related hospital care.

Unintentional injuries are often referred to as accidental events that include the categories of drug overdose, motor vehicle crashes, falls, drownings, poisonings, burns, and sports-related injuries like concussions and broken bones. Intentional injuries can also be classified by some of these means and methods and can be excluded from analysis.

## Key Points:

- 3,169 Connecticut residents died from a fatal injury in 2021.
- Nearly 295,000 Connecticut residents were treated at an area hospital for a non-fatal injury in 2021.
- Non-Hispanic Blacks carry a disproportionate burden of risk for fatal and non-fatal injury compared to Hispanics and Non-Hispanic Whites.
- CDC estimated the injury-related medical, work loss, and quality of life costs in Connecticut exceeded 1.9 trillion dollars in 2020; \$28 billion from deaths, \$660 billion from hospital admissions, and \$1.2 trillion from emergency department treatment and release.
- It is too soon to tell how the pandemic years of 2020 and 2021 may have contributed to changes in current injury-related trends. We do know the total number of injury records reported by Connecticut hospitals dropped 24% from 2019 to 2020.

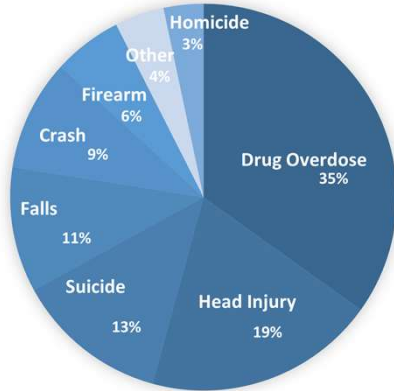


Data Sources: Fatalities reported from CT Vital Records data and Non-Fatalities reported from Connecticut Hospital Discharge data

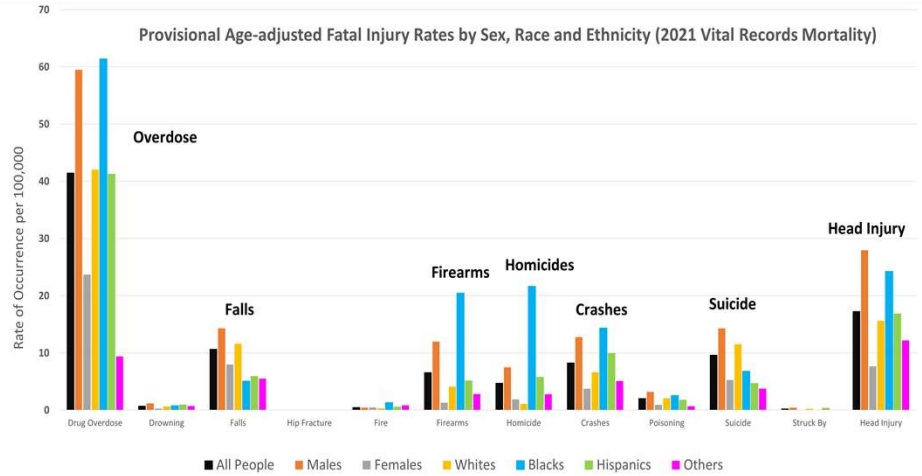
Connecticut Department of Public Health  
410 Capitol Avenue, Hartford, CT 06134  
[www.ct.gov/dph/injuryprevention](http://www.ct.gov/dph/injuryprevention)

## INJURY AND VIOLENCE SURVEILLANCE UNIT • OCTOBER 2022

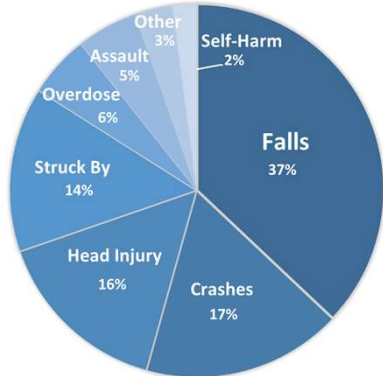
### LETHAL MEANS OF FATAL INJURIES -2021



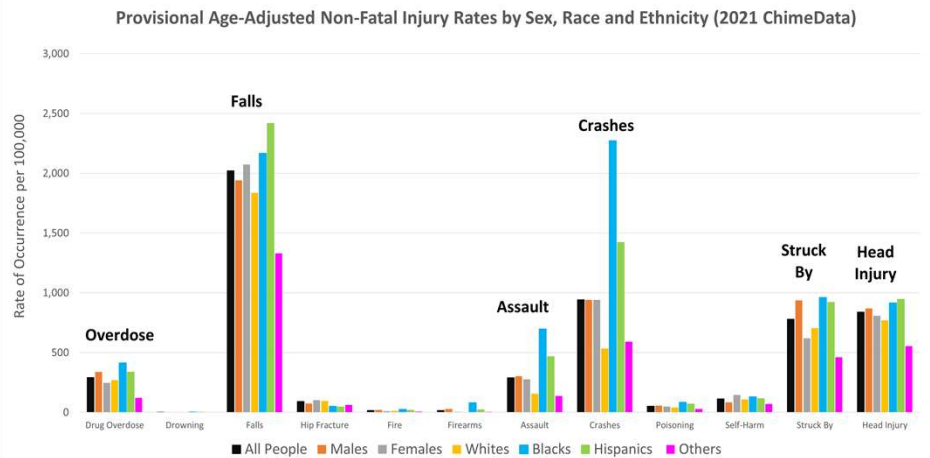
Lethal means of injury are not mutually exclusive per person.



### MECHANISMS OF NON-FATAL INJURIES - 2021



Mechanisms of injury are not mutually exclusive per person.



### How to reduce your risk for injury:

- Become knowledgeable about the risks for various types of injury and practice safety.
  - Think ahead.
  - Follow directions.
  - Be first-aid ready.
  - Slow down and pay attention.
  - Avoid dangerous situations.
  - Be aware of your surroundings.
  - Plan for the unexpected.
  - Let others know what you are doing.
  - Report suspected/potential violence.
  - Know where to get help.

For specific information on injury prevention, see topic-related injury fact sheets.