

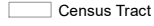
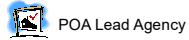
# Putting on AIRS (POA) Regions, Lead POA Agency and Emergency Department Rate per 10,000 Population by Census Tracts. Connecticut 2015-2019.

## MANAGE ASTHMA

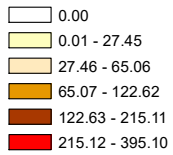


## Connecticut Asthma Program

### Legend

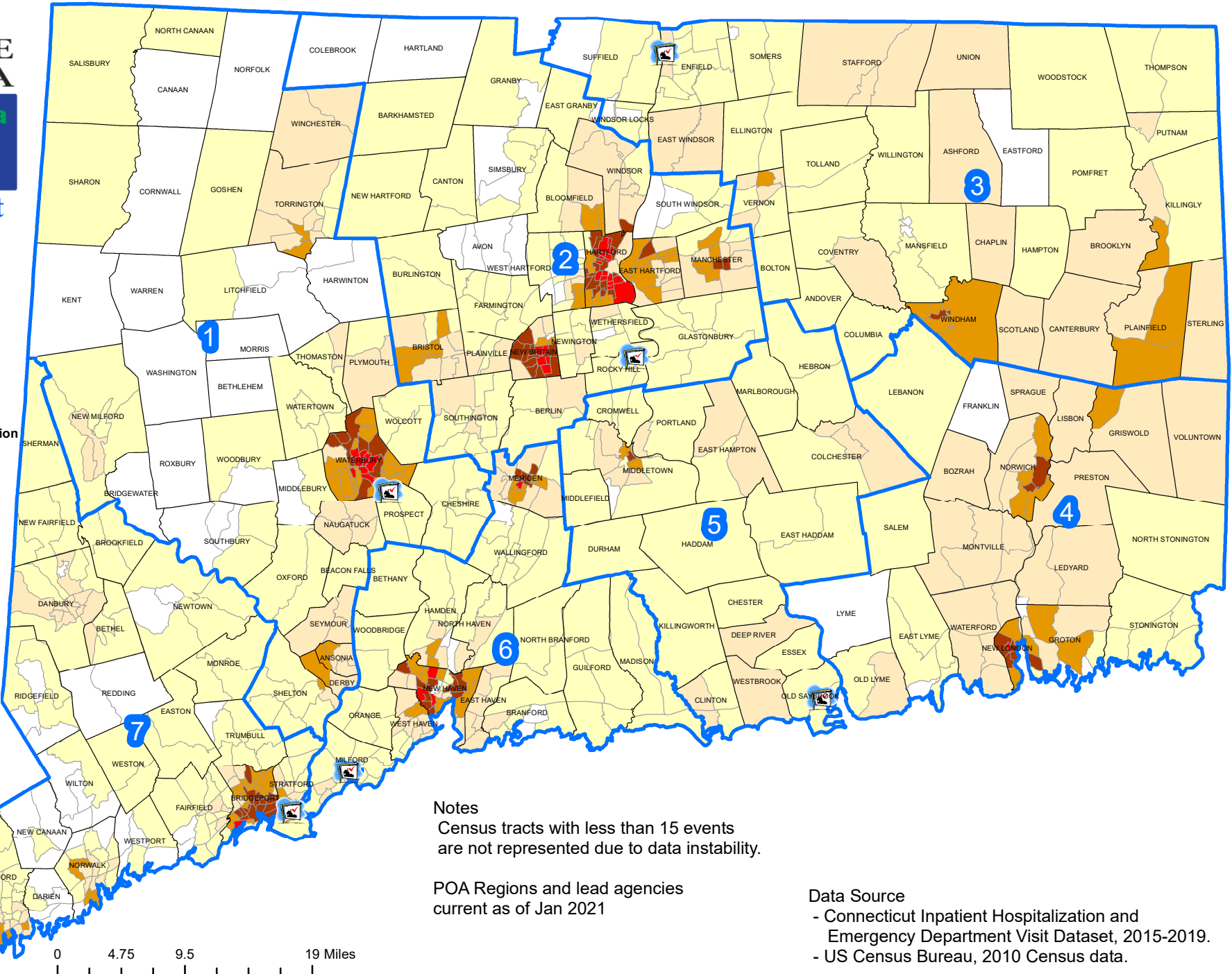


### ED Rate per 10,000 Population



### Region - Lead Agency

- Region 1 - St. Mary's Hospital
- Region 2 - Central CT HD
- Region 3 - North Central HD
- Region 4 - TBD
- Region 5 - CT River Area HD
- Region 6 - Milford HD Region
- Region 7 - Stratford HD



### Notes

Census tracts with less than 15 events are not represented due to data instability.

POA Regions and lead agencies current as of Jan 2021

### Data Source

- Connecticut Inpatient Hospitalization and Emergency Department Visit Dataset, 2015-2019.
- US Census Bureau, 2010 Census data.