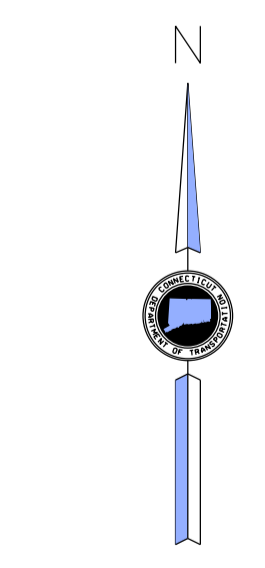
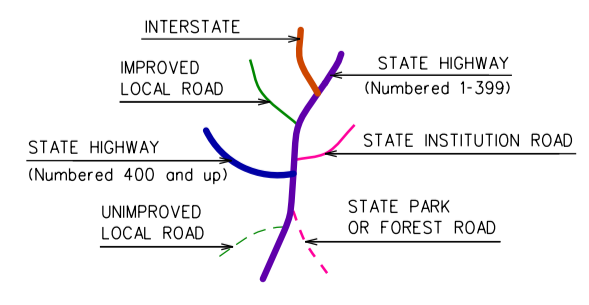


Town Location

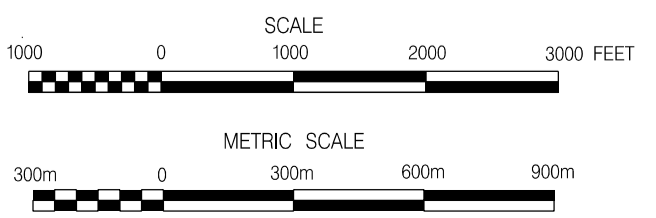


This map developed for internal  
use only. It is not intended  
for use in any legal  
proceeding or as evidence in  
any court of law.



### LEBANON CONNECTICUT

PREPARED BY THE  
CONNECTICUT DEPARTMENT OF TRANSPORTATION  
IN COOPERATION WITH THE  
U.S. DEPARTMENT OF TRANSPORTATION  
FEDERAL HIGHWAY ADMINISTRATION



ACCEPTED AS OF DEC. 31, 2022