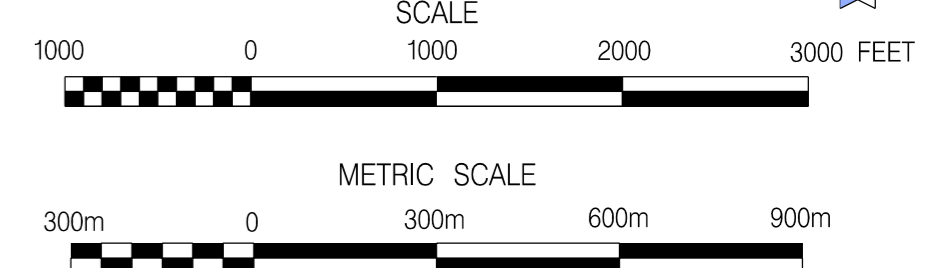


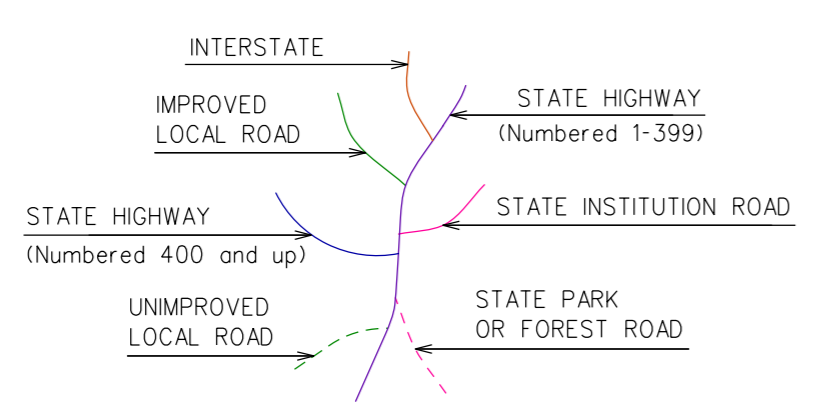
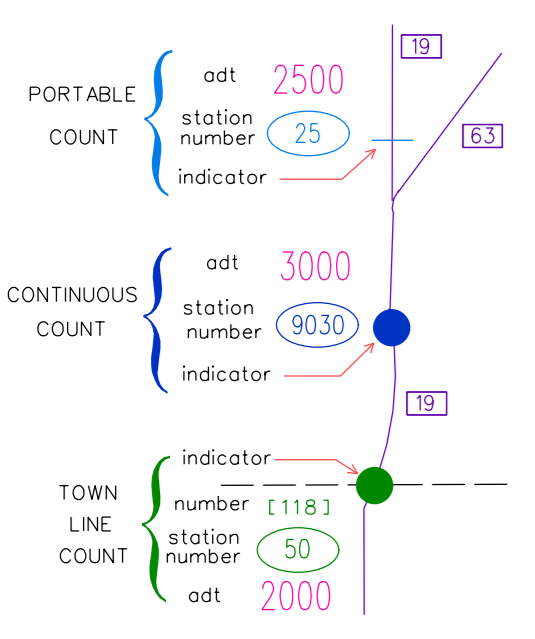
**MACHINE LOCATIONS (34)**  
**2010 ADT**  
**COUNTED: OCTOBER**

**EAST GRANBY**  
**CONNECTICUT**

PREPARED BY THE  
 CONNECTICUT DEPARTMENT OF TRANSPORTATION  
 IN COOPERATION WITH THE  
 U.S. DEPARTMENT OF TRANSPORTATION  
 FEDERAL HIGHWAY ADMINISTRATION



ACCEPTED AS OF DEC. 31, 2009



This map, developed for internal ConDOT use, is a cartographic rendering of DOT roadway records. It should not be referenced or incorporated in any manner in any legal document or proceedings.