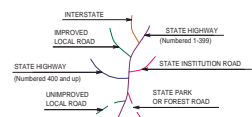
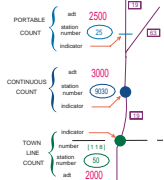
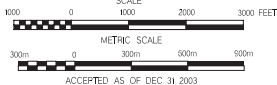


**MACHINE LOCATIONS (12)
2004 ADT
COUNTED; SEPTEMBER
CHAPLIN
CONNECTICUT**

PREPARED BY THE
CONNECTICUT DEPARTMENT OF TRANSPORTATION
IN COOPERATION WITH THE
U.S. DEPARTMENT OF TRANSPORTATION
FEDERAL HIGHWAY ADMINISTRATION



This map, developed for internal use, is a copyrighted work of the Connecticut Department of Transportation. It should not be reproduced or incorporated in any manner in any legal document or proceedings.

*** ACF 0.94 APPLIED TO US 6
FROM ROUTE 66 IN WINDHAM TO ROUTE 12 IN KILLINGLY
(BASED ON STATION 5011 BROOKLYN 2004)**