STATUTORY CHECKLIST [§58.35(a) activities]

for Categorical Exclusions and Environmental Assessments

Note: Review of the items on this checklist is required for both Categorical Exclusions under Sec. 58.35(a) and projects requiring an Environmental Assessment under Sec. 58.36. If no compliance with any of the items is required, a Categorical Exclusion [58.35(a)] may become "exempt" under the provisions of Sec. 58.34 (a) (12). In such cases attach the completed Statutory Checklist to a written determination of the exemption. Projects requiring an Environmental Assessment under Sec. 58.36 cannot be determined to be exempt even if no compliance with Statutory Checklist items is found. Three items listed at Sec. 58.6 are applicable to all projects, including those determined to be exempt.

Project Name and Identification/Location: Labas Residence / #1773
369 Hubbard Rd. Higganum, Connecicut

Area of Statutory or Regulatory Compliance	Not Applicable to This Project	Consultation Required*	Review Required*	Permits Required*	Determination of consistency Approvals, Permits Obtained*	Conditions and/or Mitigation Actions Required	Provide compliance documentation. Additional material may be attached.
Document Laws and authorities listed at 24 CFR Sec. 58.5							
1. Historic Properties [58.5(a)] [Section 106 of NHPA]	☒	☐	☐	☐	☐	☐	Building built in 1974. SHPO review not required – property is less than 50 years old and is not located in historic district.
2. Floodplain Management [58.5(b)] [EO 11988] [24 CFR 55]	☒	☐	☐	☐	☐	☐	Located in Flood Zone X based on FEMA – Map Number 09007C0233G Revised August 28, 2008. See attached FIRMLET.
3. Wetland Protection [58.5 (b)]	☒	☐	☐	☐	☐	☐	Anticipated impacts on wetlands minimal due to majority of activities limited to pre-storm building footprint. Consulted Town of Higganum Inland Wetlands. No mapped wetlands. See National Wetlands Inventory Map.
4. Coastal Zone Management [58.5(c)] [CGS 22a-100(b)]	☒	☐	☐	☐	☐	☐	Site is not located within the Coastal Boundary as mapped by DEEP.
5. Water Quality – Aquifers [58.5(d)] [40 CFR 149] Clean Water Act 1977 Safe Drinking Water Act 1974	☒	☐	☐	☐	☐	☐	Water Quality – N/A Project does not involving on-site water and sewer facilities nor is it in a sole source acquifer zone.
6. Endangered Species [58.5(e)] [16 U.S.C. 1531 et seq.] [CGS 26-310]	☒	☐	☐	☐	☐	☐	NOT LOCATED AT WATERFRONT PROPERTIES WITH SANDY BEACHES - consulted with Department of Interior Fish and Wildlife Database – No critical habitats within the project area. See attached Department of Interior Fish and Wildlife report dated February 20, 2017.
7. Wild and Scenic Rivers [58.5 (f)] [16 U.S.C. 1271 et seq.]	☒	☐	☐	☐	☐	☐	Eightmile River is only designated wild & scenic river within program area running through Lyme, Salem and East Haddam, CT (rivers.gov; November 2012)
8. Air Quality [58.5(g)] [42 U.S.C. 7401 et seq.]	☒	☐	☐	☐	☐	☐	Clean Air Act, State Implementation Plan, HUD & EPA Regulations; in general, residential rehabilitation exempted w/no quantifiable increase in air pollution.

Area of Statutory or Regulatory Compliance	Not Applicable to This Project	Consultation Required*	Review Required*	Permits Required*	Determination of consistency Approvals, Permits Obtained*	Conditions and/or Mitigation Actions Required	Provide compliance documentation. Additional material may be attached.
9. Farmland Protection [58.5(h)]	☒	☐	☐	☐	☐	☐	Agricultural land use conversion not anticipated. Adverse effects to agricultural resources are not anticipated; clearly defined urban areas . Location not considered protected farmland
Manmade Hazards: 10 A. Thermal Explosive [58.5(i)]	☒	☐	☐	☐	☐	☐	N/A for projects that do not add density
10 B. Noise [58.5(i)]	☒	☐	☐	☐	☐	☐	Not applicable to project – restoration of structure substanitially as it existed prior to Super Storm Sandy.
10 C. Airport Clear Zones [58.5 (i)]	☒	☐	☐	☐	☐	☐	Not applicable - Two (2) FAA designated Commercial Service airports in program area: Tweed New Haven Regional and Groton-New London. This property is not located in an Airport Clear Zone. Property does not involve the purchase or sale of an existing property in an airport zone.
10 D. Toxic Sites [58.5 (i)(2)(i)]	☒	☐	☐	☐	☐	☐	The site has no known toxic history based on the attached Toxix Site Certification. The site: 1) is not listed on EPA Superfund National Prioritiyies or CERCLA list. 2) is not located within 3,000ft of a toxic or solid waste landfill. 3) is not known to have an undergroud storage tank (which is not an undergroud storage fuel tank). 4) Is not known or suspected to be contaminated by radioactive chemicals or radioactive materials.
11. Environmental Justice [58.5(j)]	☒	☐	☐	☐	☐	☐	Executive Order 12898 Program activities do not anticipate high & adverse human health and environmental effects on minority or low-income populations;
Document Laws and authorities listed at Sec. 58.6 and other potential environmental concerns							
12 A. Flood Insurance [58.6(a) & (b)]	☒	☐	☐	☐	☐	☐	Located in Zone X – Map Number 09007C0233G Revised August 28, 2008. See attached FIRMLET
12 B. Coastal Barriers [58.6(c)]	☒	☐	☐	☐	☐	☐	Property is not located in a Coastal Barrier Resource Zone. See attach map.
12 C. Airport Clear Zone Notification [58.6(d)]	☒	☐	☐	☐	☐	☐	Not applicable - Two (2) FAA designated Commercial Service airports in program area: Tweed New Haven Regional and Groton-New London. This property is not located in an Airport Clear Zone. Property does not involve the purchase or sale of an existing property in an airport zone.

Area of Statutory or Regulatory Compliance	Not Applicable to This Project	Consultation Required*	Review Required*	Permits Required*	Determination of consistency Approvals, Permits Obtained*	Conditions and/or Mitigation Actions Required	Provide compliance documentation. Additional material may be attached.
13. A Solid Waste Disposal [42 U.S.C. S3251 et seq.] and [42 U.S.C. 6901-6987 eq seq.]	☒	☐	☐	☐	☐	☐	Resource Conservation and Recovery Act and Solid Waste Disposal Act; Residential Exemption
13 B. Fish and Wildlife [U.S.C. 661-666c]	☒	☐	☐	☐	☐	☐	Fish and Wildlife Coordination Act: Program activities will not result in impounding, diverting, deepening, channelizing or modification of any stream or body of water; not a water control project.
13 C. Lead-Based Paint [24 CFR Part 35] and [40 CFR 745.80 Subpart E]	☐	☒	☒	☐	☐	☐	Lead paint found - See attached Limited Hazardous Materials Inspection Report from Tighe & Bond dated June 30, 2017. Give tenant Notice about Lead.
13 D. Asbestos	☒	☐	☐	☐	☐	☐	No Asbestos found – See attached Limited Hazardous Materials Inspection Report from Tighe & Bond dated June 30, 2017. Compliance will include measures to minimize risk of exposure and when necessary abate any hazardous materials.
13 E. Radon [50.3 (i) 1]	☒	☐	☐	☐	☐	☐	Radon concentration less than 4 picocuries per liter of air. See attached Limited Hazardous Materials Inspection Report from Tighe & Bond dated June 30, 2017. No action required.
13 F. Mold	☒	☐	☐	☐	☐	☐	No Mold Found - See attached Limited Hazardous Materials Inspection Report from Tighe & Bond dated June 30, 2017.
Other: State or Local 14 A. Flood Management Certification [CGS 25-68]	☒	☐	☐	☐	☐	☐	Property inside Flood Zone X on FEMA map 09007C0233G Revised August 28, 2008. No action required.
14 B. Structures, Dredging & Fill Act [CGS 22a-359 through 22a-363f]	☒	☐	☐	☐	☐	☐	Not applicable – this project is not waterward of the Coastal Jurisdiction Line.
14 C. Tidal Wetlands Act [CGS 22a-28 through 22a-35]	☒	☐	☐	☐	☐	☐	Not located in Tidal wetland area.
14 D. Local inland wetlands/watercourses [CGS 22a-42]	☒	☐	☐	☐	☐	☐	Not located in wetlands - see attached See National Wetlands Inventory Map.
14 E. Various Municipal Zoning Approvals	☐	☒	☐	☐	☐	☐	Approvals required by Planning/Zoning Commission or ZBA if any work outside original building footprint.

DETERMINATION:

☐ This project converts to Exempt, per ss58.349a)(12), because it does not require any mitigation for compiance with any listed statutes or authorities, nor requires any formal permit or license. Funds may be drawn down for this (now) EXEMPT project; **OR**

☒ This project cannot convert to Exempt because one or more statutes/authories requires consultation or itigation. Complete consultation/mitigation requirements, publish NOI/RROF and obtain Authority to Use Grant Funds (HUD 7015.16) per ss58.70 and 58.71 before drawing down funds; **OR**

☐ The unusual circumstances of this project may reasult in a significant environmental impact. This project requires preparation of an Environmental Assessment (EA). Prepare the EA according to 24 CFR Part 58 Subpart E.

Prepared by:

Name: Stephen Ball — Date: 7/31/17

Responsible Entity or designee Signature:

Hermia Delaire, CDBG-DR Program Manager — Date

Google Maps 369 Hubbard Rd

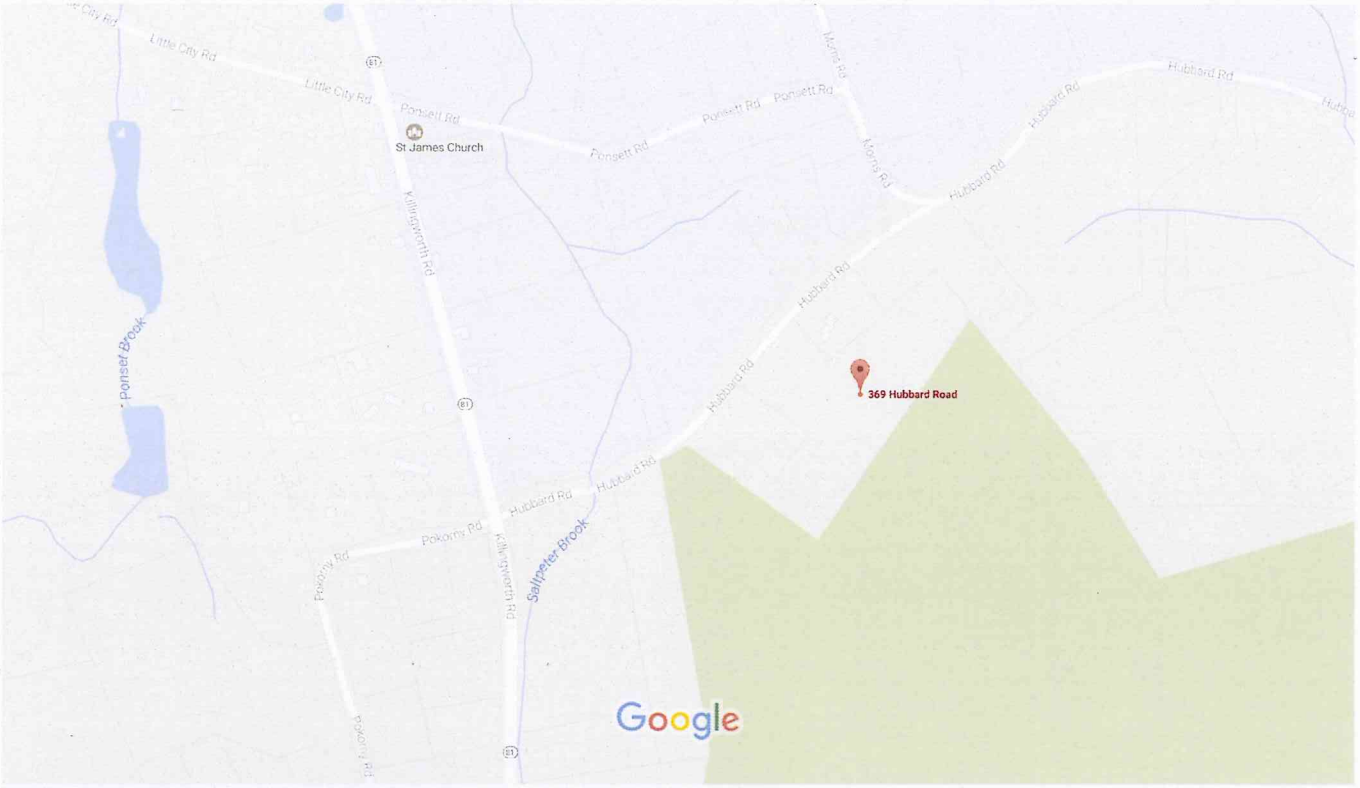

Map data ©2017 Google 200 ft

369 Hubbard Rd

Higganum, CT 06441

1:3312
1"=276'

369 Hubbard Road

2/20/2017 8:33:26 AM

The information depicted on this map is for planning purposes only.
It is not adequate for legal boundary definition, regulatory interpretation, or parcel-level analyses.

Property Location: 369 HUBBARD RD | MAP ID: 44/ 033/ / / | Bldg Name: | State Use: 101

Vision ID: 1116 | Account # H0249400 | Bldg #: 1 of 1 | Sec #: 1 of 1 | Card 1 of 2 | Print Date: 06/10/2016 15:53

CURRENT OWNER	TOPO.	UTILITIES	STRT./ROAD	LOCATION
LABAS PETER R & GLADYS	03 Rolling	6	1	4 Bus. District
369 HUBBARD RD	08 Above Grade	7		
HIGGANUM, CT 06441				
Additional Owners:				

SUPPLEMENTAL DATA

Other ID:			
Dev Lot		7.3	
Census Tract	5901	R-2A	
490 Penalty		Town Line?	
Section	4	Callback Ltr	
GIS ID:		ASSOC PID#	

CURRENT ASSESSMENT

Description	Code	Appraised Value	Assessed Value
RES LAND	1-1	98,010	68,610
RES EXCES	1-2	16,960	11,870
DWELLING	1-3	181,990	127,390
RES OUTBL	1-4	30,560	21,400
Total		327,520	229,270

6061
HADDAM, CT

VISION

RECORD OF OWNERSHIP

	BK-VOL/PAGE	SALE DATE	q/u	v/i	SALE PRICE	V.C.
LABAS PETER R & GLADYS	272/ 152	11/24/2003	U	V		29
LABAS AMY	266/ 405	07/31/2003				
LABAS PETER R & GLADYS B	159/ 148	03/13/1987				

PREVIOUS ASSESSMENTS (HISTORY)

Yr.	Code	Assessed Value	Yr.	Code	Assessed Value	Yr.	Code	Assessed Value
2015	1-1	68,610	2014	1-1	68,610	2013	1-1	68,610
2015	1-2	11,870	2014	1-2	11,870	2013	1-2	11,870
2015	1-3	127,390	2014	1-3	131,590	2013	1-3	131,590
2015	1-4	21,400	2014	1-4	16,430	2013	1-4	16,430
	Total:	229,270		Total:	228,500		Total:	228,500

EXEMPTIONS

Year	Type	Description	Amount
		Total:	

OTHER ASSESSMENTS

Code	Description	Number	Amount	Comm. Int.

This signature acknowledges a visit by a Data Collector or Assessor

ASSESSING NEIGHBORHOOD

NBHD/ SUB	NBHD Name	Street Index Name	Tracing	Batch
0001/A				

NOTES

10/2006-SHED/BARN PER NEIGHBOR AND BLDG INSPECTOR**SEE 2 OF 2 FOR ADDITIONAL OUT BUILDINGS.**FAMILY ROOM IN BASEMENT GENERATOR

FBM=STORAGE

D+L=1 RM

APPRAISED VALUE SUMMARY

Appraised Bldg. Value (Card)	181,990
Appraised XF (B) Value (Bldg)	0
Appraised OB (L) Value (Bldg)	30,560
Appraised Land Value (Bldg)	114,970
Special Land Value	0
Total Appraised Parcel Value	327,520
Valuation Method:	C
Adjustment:	0
Net Total Appraised Parcel Value	327,520

BUILDING PERMIT RECORD

Permit ID	Issue Date	Type	Description	Amount	Insp. Date	% Comp.	Date Comp.	Comments

VISIT/ CHANGE HISTORY

Date	Type	IS	ID	Cd.	Purpose/Result
08/17/2015			VA	20	Field Review
05/05/2015			VA	77	2015 DM - Change
08/04/2010			GM	00	Measure & Listed
08/04/2010			GM	99	Vacant Land - Inspected
09/30/2000			DB	70	Prior Inspection

LAND LINE VALUATION SECTION

B #	Use Code	Use Description	Zone	D	Front	Depth	Units		Unit Price	I. Factor	S.A.		C. Factor	ST. Idx	Adj.	Notes- Adj	Special Pricing Spec Use	Special Pricing Spec Calc	S Adj Fact	Adj. Unit Price	Land Value
1	101	Res Dwelling	R-2A				2.00	AC	91,000.00	0.5385	5		1.00	400	1.00				1.00		98,010
1	101	Res Dwelling					5.30	AC	3,200.00	1.0000	0		1.00		0.00				1.00		16,960

Total Card Land Units: 7.30 AC | Parcel Total Land Area: 7.3 AC | Total Land Value: 114,970

Property Location: 369 HUBBARD RD **MAP ID:** 44/ 033/ / / **Bldg Name:** **State Use:** 101

Vision ID: 1116 **Account #** H0249400 **Bldg #:** 1 of 1 **Sec #:** 1 of 1 **Card** 1 of 2 **Print Date:** 06/10/2016 15:53

CONSTRUCTION DETAIL

Element	Cd.	Ch.	Description
Style	01		Ranch
Model	01		Residential
Grade	05		B-
Stories	1		
Occupancy	1		
Exterior Wall 1	20		Brick
Exterior Wall 2	25		Vinyl Siding
Roof Structure	03		Gable
Roof Cover	03		Asphalt
Interior Wall 1	05		Drywall
Interior Wall 2			
Interior Flr 1	06		Linoleum
Interior Flr 2	12		Hardwood
Heat Fuel	02		Oil
Heat Type	05		Hot Water
AC Type	01		None
Total Bedrooms	03		3 Bedrooms
Full Bthrms	1		
Half Baths	1		
Extra Fixtures	1		
Total Rooms	7		
Bath Style	02		Average
Kitchen Style	02		Average
Extra Kitchens			
Fireplace(s)	1		
Extra Opening(s)			
Gas Fireplace(s)	1		
Blocked FPL(s)			
Woodstove(s)			
Bsmt Garage(s)	1		
SF Fin Bsmt	350		
FBM Quality	1		

CONSTRUCTION DETAIL (CONTINUED)

Element	Cd.	Ch.	Description
Whirlpool			
Hot Tub			
Sauna			
Foundation	1		Poured Conc

MIXED USE

Code	Description	Percentage
101	Res Dwelling	100

COST/MARKET VALUATION

Adj. Base Rate:	94.20
Replace Cost	239,454
AYB	1974
Dep Code	A
Remodel Rating	
Year Remodeled	
Dep %	24
Functional Obslnc	
External Obslnc	
Cost Trend Factor	
Condition	
% Complete	
Overall % Cond	76
Apprais Val	181,990
Dep % Ovr	0
Dep Ovr Comment	
Misc Imp Ovr	0
Misc Imp Ovr Comment	
Cost to Cure Ovr	0
Cost to Cure Ovr Comment	

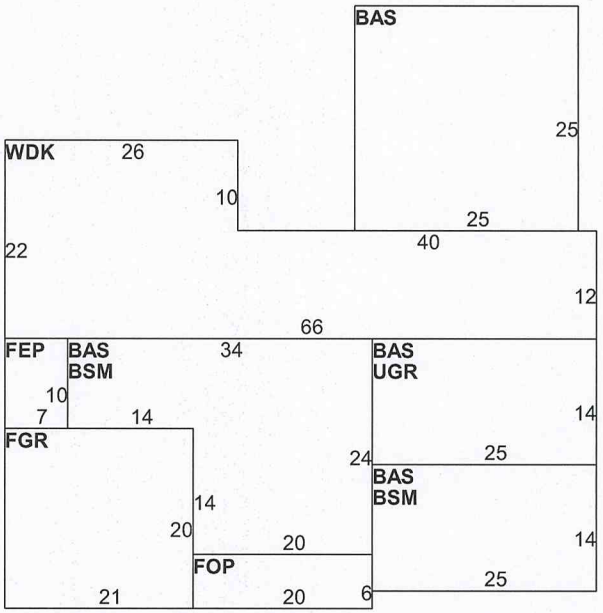

OB-OUTBUILDING & YARD ITEMS(L) / XF-BUILDING EXTRA FEATURES(B)

Code	Description	Sub	Sub Descript	L/B	Units	Unit Price	Yr	Gde	Dp Rt	Cnd	%Cnd	Apr Value
BRN1	1 Story Barn			L	640	16.00	1979		0		30	3,070
BRN1	1 Story Barn			L	192	16.00	2006		0		60	1,840
LNT	Lean To			L	440	5.00	1979		0		10	220
SHD1	Shed	FR	Frame	L	144	12.00	1990		0		90	1,560
SHD1	Shed	FR	Frame	L	100	12.00	1987		0		75	900
SHD1	Shed	FR	Frame	L	216	12.00	1987		0		75	1,940
SHD1	Shed	FR	Frame	L	108	12.00	1975		0		75	970
SHD1	Shed	FR	Frame	L	208	12.00	1990		0		90	2,250
SHD1	Shed	FR	Frame	L	192	12.00	1979		0		75	1,730

BUILDING SUB-AREA SUMMARY SECTION

Code	Description	Living Area	Gross Area	Eff. Area	Unit Cost	Undeprec. Value
BAS	First Floor	1,945	1,945		94.20	183,217
BSM	Basement	0	970		18.84	18,275
FEP	Finished Enclosed Porch	0	70		56.52	3,956
FGR	Garage	0	420		37.68	15,825
FOP	Open Porch	0	120		14.13	1,696
UGR	Garage Under	0	350		18.84	6,594
WDK	Deck	0	1,052		9.40	9,891
	Ttl. Gross Liv/Lease Area:	1,945	4,927			239,454

Property Location: 369 HUBBARD RD | MAP ID: 44/ 033/ / / | Bldg Name: | State Use: 101

Vision ID: 1116 | Bldg #: 1 of 1 | Sec #: 1 of 1 | Card 2 of 2 | Print Date: 06/10/2016 15:53

CURRENT OWNER	TOPO.	UTILITIES	STRT./ROAD	LOCATION
LABAS PETER R & GLADYS				
369 HUBBARD RD				
HIGGANUM, CT 06441				

Additional Owners:

SUPPLEMENTAL DATA

Other ID:

GIS ID: | ASSOC PID#

CURRENT ASSESSMENT

Description	Code	Appraised Value	Assessed Value
Total		327,520	229,270

6061
HADDAM, CT

VISION

RECORD OF OWNERSHIP	BK-VOL/PAGE	SALE DATE	q/u	v/i	SALE PRICE	V.C.

PREVIOUS ASSESSMENTS (HISTORY)

Yr.	Code	Assessed Value	Yr.	Code	Assessed Value	Yr.	Code	Assessed Value
Total:			Total:			Total:		

EXEMPTIONS

Year	Type	Description	Amount
Total:			

OTHER ASSESSMENTS

Code	Description	Number	Amount	Comm. Int.

This signature acknowledges a visit by a Data Collector or Assessor

ASSESSING NEIGHBORHOOD

NBHD/ SUB	NBHD Name	Street Index Name	Tracing	Batch
0001/A				

NOTES

APPRAISED VALUE SUMMARY

Appraised Bldg. Value (Card)	181,990
Appraised XF (B) Value (Bldg)	0
Appraised OB (L) Value (Bldg)	30,560
Appraised Land Value (Bldg)	114,970
Special Land Value	0
Total Appraised Parcel Value	327,520
Valuation Method:	C
Adjustment:	0
Net Total Appraised Parcel Value	**327,520**

BUILDING PERMIT RECORD

Permit ID	Issue Date	Type	Description	Amount	Insp. Date	% Comp.	Date Comp.	Comments

VISIT/ CHANGE HISTORY

Date	Type	IS	ID	Cd.	Purpose/Result

LAND LINE VALUATION SECTION

B #	Use Code	Use Description	Zone	D	Front	Depth	Units		Unit Price	I. Factor	S.A.		C. Factor	ST. Idx	Adj.	Notes- Adj	Special Pricing Spec Use		Special Pricing Spec Calc		S Adj Fact	Adj. Unit Price	Land Value

Total Card Land Units: 0.00 AC | Parcel Total Land Area: 7.3 AC | Total Land Value: 0

CONSTRUCTION DETAIL

Element	Cd.	Ch.	Description

CONSTRUCTION DETAIL (CONTINUED)

Element	Cd.	Ch.	Description

MIXED USE

Code	Description	Percentage
101	Res Dwelling	100

COST/MARKET VALUATION

Cost Trend Factor

OB-OUTBUILDING & YARD ITEMS(L) / XF-BUILDING EXTRA FEATURES(B)

Code	Description	Sub	Sub Descript	L/B	Units	Unit Price	Yr	Gde	Dp Rt	Cnd	%Cnd	Apr Value
SPL1	Inground Pool	UH	Unheated	L	800	25.00	1975		0		75	15,000
PTO	Patio	CN	Concrete	L	360	4.00	2010		0		75	1,080

BUILDING SUB-AREA SUMMARY SECTION

Code	Description	Living Area	Gross Area	Eff. Area	Unit Cost	Undeprec. Value
	Ttl. Gross Liv/Lease Area:	0	0			239,454

No Photo On Record

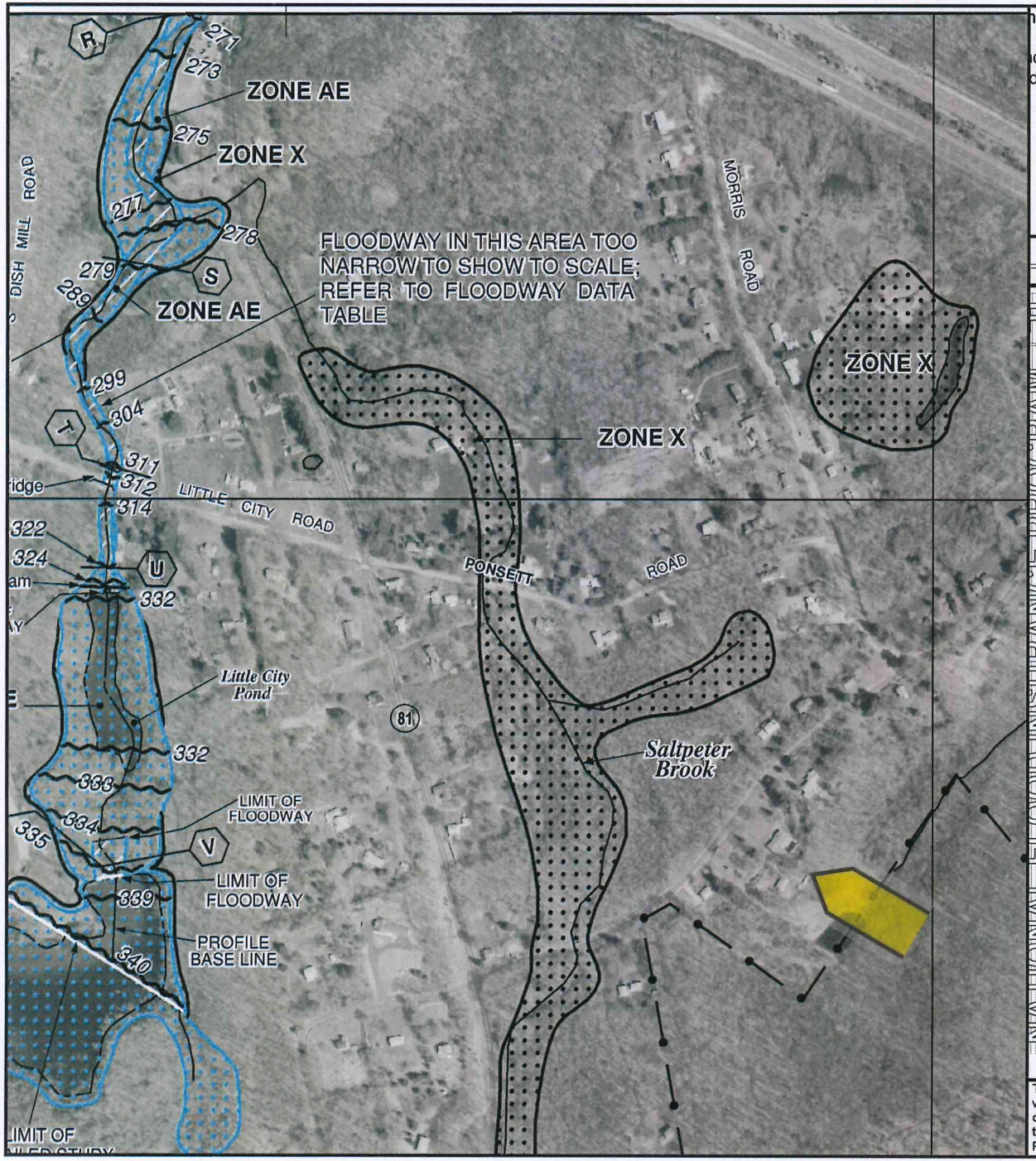

he Flood Insurance Study report for this jurisdiction.

ce is available in this community, contact your insurance
d Insurance Program at 1-800-638-6620.

MAP SCALE 1" = 500'

METERS
0 150 300

NATIONAL FLOOD INSURANCE PROGRAM

PANEL 0233G

FIRM
FLOOD INSURANCE RATE MAP
MIDDLESEX COUNTY, CONNECTICUT
(ALL JURISDICTIONS)

PANEL 233 OF 450
(SEE MAP INDEX FOR FIRM PANEL LAYOUT)

CONTAINS:

COMMUNITY	NUMBER	PANEL	SUFFIX
HADDAM, TOWN OF	090066	0233	G

Notice to User: The **Map Number** shown below should be used when placing map orders; the **Community Number** shown above should be used on insurance applications for the subject community.

MAP NUMBER
09007C0233G

EFFECTIVE DATE
AUGUST 28, 2008

Federal Emergency Management Agency

This is an official copy of a portion of the above referenced flood map. It was extracted using F-MIT On-Line. This map does not reflect changes or amendments which may have been made subsequent to the date on the title block. For the latest product information about National Flood Insurance Program flood maps check the FEMA Flood Map Store at www.msc.fema.gov

U.S. Fish and Wildlife Service

National Wetlands Inventory

Labas - 369 Hubbaed Road Higganum, C

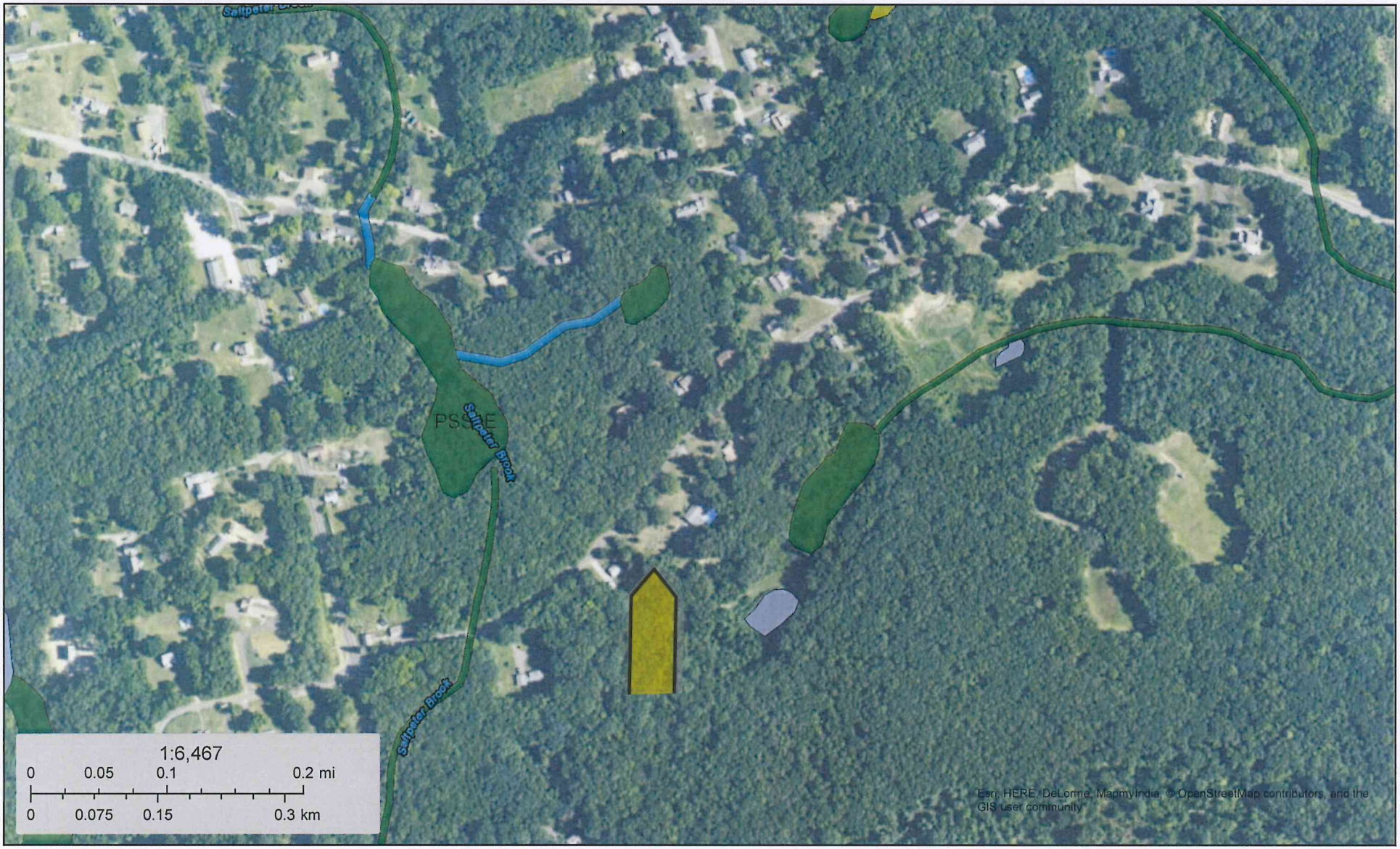

February 20, 2017

- Estuarine and Marine Deepwater
- Estuarine and Marine Wetland
- Freshwater Emergent Wetland
- Freshwater Forested/Shrub Wetland
- Freshwater Pond
- Lake
- Other
- Riverine

This map is for general reference only. The US Fish and Wildlife Service is not responsible for the accuracy or currentness of the base data shown on this map. All wetlands related data should be used in accordance with the layer metadata found on the Wetlands Mapper web site.

National Wetlands Inventory (NWI)
This page was produced by the NWI mapper

JOHN H. CHAFEE COASTAL BARRIER RESOURCES SYSTEM

CONNECTICUT

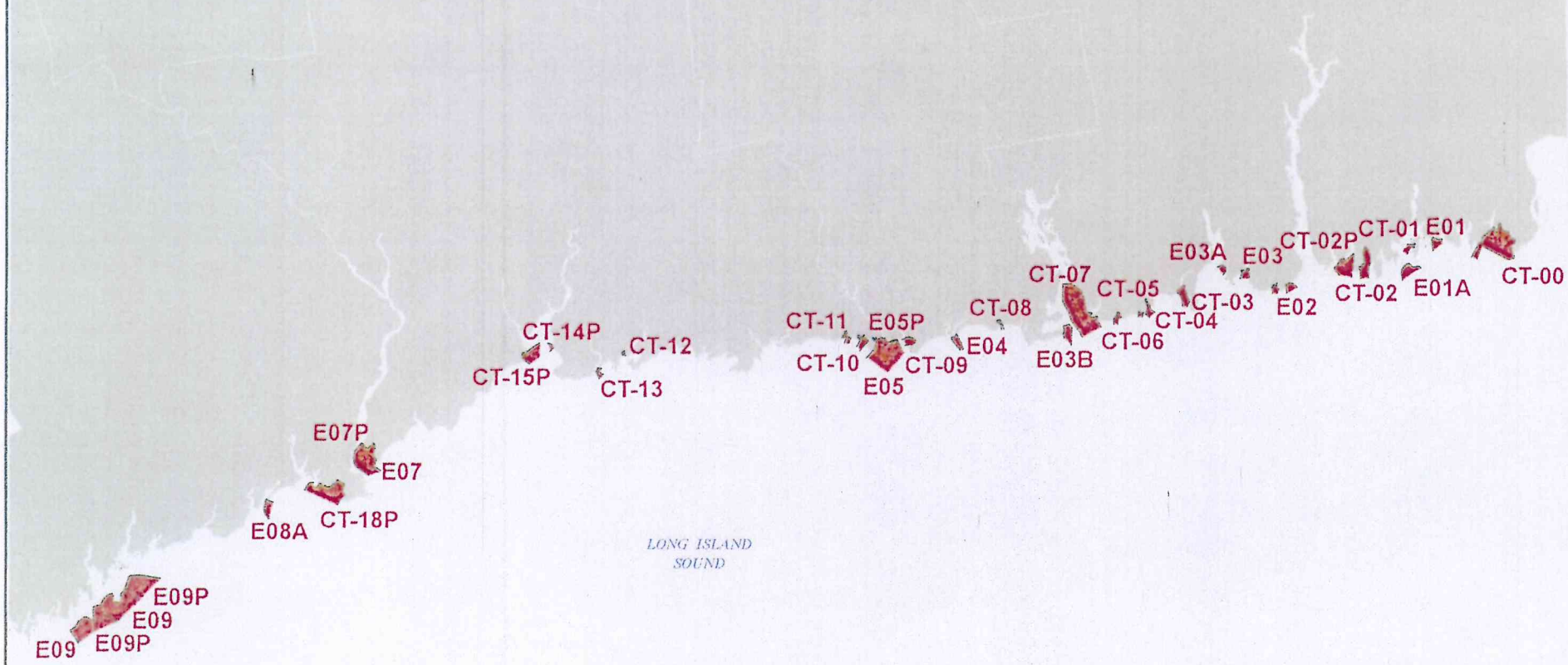

Number of CBRS Units:	32
Number of System Units:	*25*
Number of Otherwise Protected Areas:	*7*
Total Acres:	9,245
Upland Acres:	*1,130*
Associated Aquatic Habitat Acres:	*8,115*
Shoreline Miles:	22

Boundaries of the John H. Chafee Coastal Barrier Resources System (CBRS) shown on this map were transferred from the official CBRS maps for this area and are depicted on this map (in red) for informational purposes only. The official CBRS maps are enacted by Congress via the Coastal Barrier Resources Act, as amended, and are maintained by the U.S. Fish and Wildlife Service. The official CBRS maps are available for download at http://www.fws.gov/habitatconservation/coastal_barrier.html.

United States Department of the Interior

FISH AND WILDLIFE SERVICE
New England Ecological Services Field Office
70 COMMERCIAL STREET, SUITE 300
CONCORD, NH 03301
PHONE: (603)223-2541 FAX: (603)223-0104
URL: www.fws.gov/newengland

Consultation Code: 05E1NE00-2017-SLI-0873 February 20, 2017
Event Code: 05E1NE00-2017-E-01556
Project Name: Labas - 369 Hubbard Road Higganum, CT

Subject: List of threatened and endangered species that may occur in your proposed project location, and/or may be affected by your proposed project

To Whom It May Concern:

The enclosed species list identifies threatened, endangered, proposed and candidate species, as well as proposed and final designated critical habitat, that may occur within the boundary of your proposed project and/or may be affected by your proposed project. The species list fulfills the requirements of the U.S. Fish and Wildlife Service (Service) under section 7(c) of the Endangered Species Act (Act) of 1973, as amended (16 U.S.C. 1531 *et seq.*).

New information based on updated surveys, changes in the abundance and distribution of species, changed habitat conditions, or other factors could change this list. Please feel free to contact us if you need more current information or assistance regarding the potential impacts to federally proposed, listed, and candidate species and federally designated and proposed critical habitat. Please note that under 50 CFR 402.12(e) of the regulations implementing section 7 of the Act, the accuracy of this species list should be verified after 90 days. This verification can be completed formally or informally as desired. The Service recommends that verification be completed by visiting the ECOS-IPaC website at regular intervals during project planning and implementation for updates to species lists and information. An updated list may be requested through the ECOS-IPaC system by completing the same process used to receive the enclosed list.

The purpose of the Act is to provide a means whereby threatened and endangered species and the ecosystems upon which they depend may be conserved. Under sections 7(a)(1) and 7(a)(2) of the Act and its implementing regulations (50 CFR 402 *et seq.*), Federal agencies are required to utilize their authorities to carry out programs for the conservation of threatened and endangered species and to determine whether projects may affect threatened and endangered species and/or designated critical habitat.

A Biological Assessment is required for construction projects (or other undertakings having similar physical impacts) that are major Federal actions significantly affecting the quality of the human environment as defined in the National Environmental Policy Act (42 U.S.C. 4332(2)(c)). For projects other than major construction activities, the Service suggests that a biological evaluation similar to a Biological Assessment be prepared to determine whether the project may affect listed or proposed species and/or designated or proposed critical habitat. Recommended contents of a Biological Assessment are described at 50 CFR 402.12.

If a Federal agency determines, based on the Biological Assessment or biological evaluation, that listed species and/or designated critical habitat may be affected by the proposed project, the agency is required to consult with the Service pursuant to 50 CFR 402. In addition, the Service recommends that candidate species, proposed species and proposed critical habitat be addressed within the consultation. More information on the regulations and procedures for section 7 consultation, including the role of permit or license applicants, can be found in the "Endangered Species Consultation Handbook" at:

http://www.fws.gov/endangered/esa-library/pdf/TOC-GLOS.PDF

Please be aware that bald and golden eagles are protected under the Bald and Golden Eagle Protection Act (16 U.S.C. 668 *et seq.*), and projects affecting these species may require development of an eagle conservation plan (http://www.fws.gov/windenergy/eagle_guidance.html). Additionally, wind energy projects should follow the wind energy guidelines (http://www.fws.gov/windenergy/) for minimizing impacts to migratory birds and bats.

Guidance for minimizing impacts to migratory birds for projects including communications towers (e.g., cellular, digital television, radio, and emergency broadcast) can be found at: http://www.fws.gov/migratorybirds/CurrentBirdIssues/Hazards/towers/towers.htm; http://www.towerkill.com; and http://www.fws.gov/migratorybirds/CurrentBirdIssues/Hazards/towers/comtow.html.

We appreciate your concern for threatened and endangered species. The Service encourages Federal agencies to include conservation of threatened and endangered species into their project planning to further the purposes of the Act. Please include the Consultation Tracking Number in the header of this letter with any request for consultation or correspondence about your project that you submit to our office.

Attachment

United States Department of Interior
Fish and Wildlife Service

Project name: Labas - 369 Hubbard Road Higganum, CT

Official Species List

Provided by:

New England Ecological Services Field Office
70 COMMERCIAL STREET, SUITE 300
CONCORD, NH 03301
(603) 223-2541
http://www.fws.gov/newengland

Consultation Code: 05E1NE00-2017-SLI-0873
Event Code: 05E1NE00-2017-E-01556

Project Type: Federal Grant / Loan Related

Project Name: Labas - 369 Hubbard Road Higganum, CT
Project Description: storm repair work – mainly roof repairs from tree damage

Please Note: The FWS office may have modified the Project Name and/or Project Description, so it may be different from what was submitted in your previous request. If the Consultation Code matches, the FWS considers this to be the same project. Contact the office in the 'Provided by' section of your previous Official Species list if you have any questions or concerns.

United States Department of Interior
Fish and Wildlife Service

Project name: Labas - 369 Hubbard Road Higganum, CT

Project Location Map:

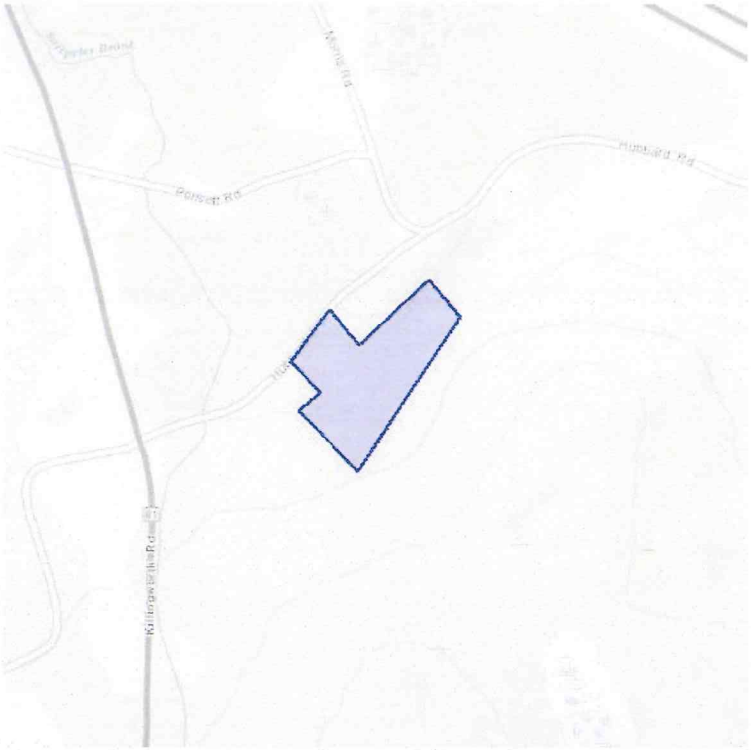

Project Coordinates: MULTIPOLYGON (((-72.55205869674684 41.46120948948766, -72.55151689052583 41.460787375810575, -72.55191922187807 41.46053008612632, -72.55081951618196 41.459689867391546, -72.54895806312562 41.46180848418023, -72.54952669143678 41.46232305238401, -72.55078732967378 41.46143863576174, -72.55133986473085 41.46191300617709, -72.55205869674684 41.46120948948766)))

Project Counties: Middlesex, CT

United States Department of Interior
Fish and Wildlife Service

Project name: Labas - 369 Hubbard Road Higganum, CT

Endangered Species Act Species List

There are a total of 1 threatened or endangered species on your species list. Species on this list should be considered in an effects analysis for your project and could include species that exist in another geographic area. For example, certain fish may appear on the species list because a project could affect downstream species. Critical habitats listed under the **Has Critical Habitat** column may or may not lie within your project area. See the **Critical habitats within your project area** section further below for critical habitat that lies within your project. Please contact the designated FWS office if you have questions.

Mammals	Status	Has Critical Habitat	Condition(s)
Northern long-eared Bat *(Myotis septentrionalis)* Population: Wherever found	Threatened		

United States Department of Interior
Fish and Wildlife Service

Project name: Labas - 369 Hubbard Road Higganum, CT

Critical habitats that lie within your project area

There are no critical habitats within your project area.


THE LEAD-SAFE CERTIFIED GUIDE TO
RENOVATE
RIGHT
WARNIN
LEAD WORK AF
POISON
NO SMOKING
OR EATING
AUTION CAUTION CAUTION CAUTION CAUTION CA CA
U.S. DEPARTMENT OF HOUSING AND URBAN DEVELOPMENT
EPA
1-800-424-LEAD (5323)
www.epa.gov/getleadsafe
EPA-740-K-10-001
April 2010
Important lead hazard information for families, child care providers and schools.
EPA
LEAD-SAFE EPA CERTIFIED FIRM

IT'S THE LAW!

Federal law requires contractors that disturb painted surfaces in homes, child care facilities and schools, built before 1978 to be certified and follow specific work practices to prevent lead contamination. Always ask to see your contractor's certification.

Federal law requires that individuals receive certain information before renovating more than six square feet of painted surfaces in a room for interior projects or more than twenty square feet of painted surfaces for exterior projects or window replacement or demolition in housing, child care facilities and schools built before 1978.

- Homeowners and tenants: renovators must give you this pamphlet before starting work.
- Child care facilities, including preschools and kindergarten classrooms, and the families of children under six years of age that attend those facilities: renovators must provide a copy of this pamphlet to child care facilities and general renovation information to families whose children attend those facilities.

WHO SHOULD READ THIS PAMPHLET?

This pamphlet is for you if you:

- Reside in a home built before 1978.
- Own or operate a child care facility, including preschools and kindergarten classrooms, built before 1978, or
- Have a child under six years of age who attends a child care facility built before 1978.

You will learn:

- Basic facts about lead and your health.
- How to choose a contractor, if you are a property owner.
- What tenants, and parents/guardians of a child in a child care facility or school should consider.
- How to prepare for the renovation or repair job.
- What to look for during the job and after the job is done.
- Where to get more information about lead.

This pamphlet is not for:

- **Abatement projects.** Abatement is a set of activities aimed specifically at eliminating lead or lead hazards. EPA has regulations for certification and training of abatement professionals. If your goal is to eliminate lead or lead hazards, contact the National Lead Information Center at **1-800-424-LEAD (5323)** for more information.
- **"Do-it-yourself"** projects. If you plan to do renovation work yourself, this document is a good start, but you will need more information to complete the work safely. Call the National Lead Information Center at **1-800-424-LEAD (5323)** and ask for more information on how to work safely in a home with lead-based paint.
- **Contractor education.** Contractors who want information about working safely with lead should contact the National Lead Information Center at **1-800-424-LEAD (5323)** for information about courses and resources on lead-safe work practices.

RENOVATING, REPAIRING, OR PAINTING?

- Is your home, your building, or the child care facility or school your children attend being renovated, repaired, or painted?
- Was your home, your building, or the child care facility or school where your children under six years of age attend built before 1978?

If the answer to these questions is YES, there are a few important things you need to know about lead-based paint.

This pamphlet provides basic facts about lead and information about lead safety when work is being done in your home, your building or the child care facility or school your children attend.

The Facts About Lead

- Lead can affect children's brains and developing nervous systems, causing reduced IQ, learning disabilities, and behavioral problems. Lead is also harmful to adults.
- Lead in dust is the most common way people are exposed to lead. People can also get lead in their bodies from lead in soil or paint chips. Lead dust is often invisible.
- Lead-based paint was used in more than 38 million homes until it was banned for residential use in 1978.
- Projects that disturb painted surfaces can create dust and endanger you and your family. Don't let this happen to you. Follow the practices described in this pamphlet to protect you and your family.

LEAD AND YOUR HEALTH

Lead is especially dangerous to children under six years of age.

Lead can affect children's brains and developing nervous systems, causing:

- Reduced IQ and learning disabilities.
- Behavior problems.

Even children who appear healthy can have dangerous levels of lead in their bodies.

Lead is also harmful to adults. In adults, low levels of lead can pose many dangers, including:

- High blood pressure and hypertension.
- Pregnant women exposed to lead can transfer lead to their fetuses. Lead gets into the body when it is swallowed or inhaled.
- People, especially children, can swallow lead dust as they eat, play, and do other normal hand-to-mouth activities.
- People may also breathe in lead dust or fumes if they disturb lead-based paint. People who sand, scrape, burn, brush or blast or otherwise disturb lead-based paint risk unsafe exposure to lead.

What should I do if I am concerned about my family's exposure to lead?

- Call your local health department for advice on reducing and eliminating exposures to lead inside and outside your home, child care facility or school.
- Always use lead-safe work practices when renovation or repair will disturb painted surfaces.
- A blood test is the only way to find out if you or a family member already has lead poisoning. Call your doctor or local health department to arrange for a blood test.

For more information about the health effects of exposure to lead, visit the EPA lead website at **www.epa.gov/lead/pubs/leadinfo.htm** or call **1-800-424-LEAD (5323)**.

There are other things you can do to protect your family every day.

- Regularly clean floors, window sills, and other surfaces.
- Wash children's hands, bottles, pacifiers, and toys often.
- Make sure children eat a healthy, nutritious diet consistent with the USDA's dietary guidelines, that helps protect children from the effects of lead.
- Wipe off shoes before entering house.

WHERE DOES THE LEAD COME FROM?

Dust is the main problem.

The most common way to get lead in the body is from dust. Lead dust comes from deteriorating lead-based paint and lead-contaminated soil that gets tracked into your home. This dust may accumulate to unsafe levels. Then, normal hand to-mouth activities, like playing and eating (especially in young children), move that dust from surfaces like floors and window sills into the body.

Home renovation creates dust.

Common renovation activities like sanding, cutting, and demolition can create hazardous lead dust and chips.

Proper work practices protect you from the dust.

The key to protecting yourself and your family during a renovation, repair or painting job is to use lead-safe work practices such as containing dust inside the work area, using dust-minimizing work methods, and conducting a careful cleanup, as described in this pamphlet.

Other sources of lead.

Remember, lead can also come from outside soil, your water, or household items (such as lead-glazed pottery and lead crystal). Contact the National Lead Information Center at **1-800-424-LEAD (5323)** for more information on these sources.



CHECKING YOUR HOME FOR LEAD-BASED PAINT

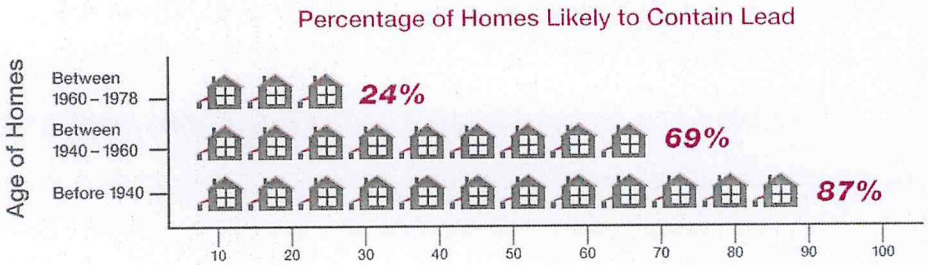

Older homes, child care facilities, and schools are more likely to contain lead-based paint.

Homes may be single-family homes or apartments. They may be private, government-assisted, or public housing. Schools are preschools and kindergarten classrooms. They may be urban, suburban, or rural.

You have the following options:

You may decide to assume your home, child care facility, or school contains lead. Especially in older homes and buildings, you may simply want to assume lead-based paint is present and follow the lead-safe work practices described in this brochure during the renovation, repair, or painting job.

You can hire a certified professional to check for lead-based paint. These professionals are certified risk assessors or inspectors, and can determine if your home has lead or lead hazards.

- A certified inspector or risk assessor can conduct an inspection telling you whether your home, or a portion of your home, has lead-based paint and where it is located. This will tell you the areas in your home where lead-safe work practices are needed.
- A certified risk assessor can conduct a risk assessment telling you if your home currently has any lead hazards from lead in paint, dust, or soil. The risk assessor can also tell you what actions to take to address any hazards.
- For help finding a certified risk assessor or inspector, call the National Lead Information Center at **1-800-424-LEAD (5323)**.

You may also have a certified renovator test the surfaces or components being disturbed for lead using a lead test kit. Test kits must be EPA-recognized and are available at hardware stores. They include detailed instructions for their use.

FOR PROPERTY OWNERS

You have the ultimate responsibility for the safety of your family, tenants, or children in your care.

This means properly preparing for the renovation and keeping persons out of the work area (see p. 8). It also means ensuring the contractor uses lead-safe work practices.

Federal law requires that contractors performing renovation, repair and painting projects that disturb painted surfaces in homes, child care facilities, and schools built before 1978 be certified and follow specific work practices to prevent lead contamination.

Make sure your contractor is certified, and can explain clearly the details of the job and how the contractor will minimize lead hazards during the work.

- You can verify that a contractor is certified by checking EPA's website at **epa.gov/getleadsafe** or by calling the National Lead Information Center at **1-800-424-LEAD (5323)**. You can also ask to see a copy of the contractor's firm certification.
- Ask if the contractor is trained to perform lead-safe work practices and to see a copy of their training certificate.
- Ask them what lead-safe methods they will use to set up and perform the job in your home, child care facility or school.
- Ask for references from at least three recent jobs involving homes built before 1978, and speak to each personally.

Always make sure the contract is clear about how the work will be set up, performed, and cleaned.

- Share the results of any previous lead tests with the contractor.
- You should specify in the contract that they follow the work practices described on pages 9 and 10 of this brochure.
- The contract should specify which parts of your home are part of the work area and specify which lead-safe work practices will be used in those areas. Remember, your contractor should confine dust and debris to the work area and should minimize spreading that dust to other areas of the home.
- The contract should also specify that the contractor will clean the work area, verify that it was cleaned adequately, and re-clean it if necessary.

If you think a worker is not doing what he is supposed to do or is doing something that is unsafe, you should:

- Direct the contractor to comply with regulatory and contract requirements.
- Call your local health or building department, or
- Call EPA's hotline **1-800-424-LEAD (5323)**.

If your property receives housing assistance from HUD (or a state or local agency that uses HUD funds), you must follow the requirements of HUD's Lead-Safe Housing Rule and the ones described in this pamphlet.

FOR TENANTS AND FAMILIES OF CHILDREN UNDER SIX YEARS OF AGE IN CHILD CARE FACILITIES AND SCHOOLS

You play an important role ensuring the ultimate safety of your family.

This means properly preparing for the renovation and staying out of the work area (see p. 8).

Federal law requires that contractors performing renovation, repair and painting projects that disturb painted surfaces in homes built before 1978 and in child care facilities and schools built before 1978, that a child under six years of age visits regularly, to be certified and follow specific work practices to prevent lead contamination.

The law requires anyone hired to renovate, repair, or do painting preparation work on a property built before 1978 to follow the steps described on pages 9 and 10 unless the area where the work will be done contains no lead-based paint.

If you think a worker is not doing what he is supposed to do or is doing something that is unsafe, you should:

- Contact your landlord.
- Call your local health or building department, or
- Call EPA's hotline **1-800-424-LEAD (5323)**.

If you are concerned about lead hazards left behind after the job is over, you can check the work yourself (see page 10).

PREPARING FOR A RENOVATION

The work areas should not be accessible to occupants while the work occurs.

The rooms or areas where work is being done may need to be blocked off or sealed with plastic sheeting to contain any dust that is generated. Therefore, the contained area may not be available to you until the work in that room or area is complete, cleaned thoroughly, and the containment has been removed. Because you may not have access to some areas during the renovation, you should plan accordingly.

You may need:

- Alternative bedroom, bathroom, and kitchen arrangements if work is occurring in those areas of your home.
- A safe place for pets because they too can be poisoned by lead and can track lead dust into other areas of the home.
- A separate pathway for the contractor from the work area to the outside in order to bring materials in and out of the home. Ideally, it should not be through the same entrance that your family uses.
- A place to store your furniture. All furniture and belongings may have to be moved from the work area while the work is being done. Items that can't be moved, such as cabinets, should be wrapped in plastic.
- To turn off forced-air heating and air conditioning systems while the work is being done. This prevents dust from spreading through vents from the work area to the rest of your home. Consider how this may affect your living arrangements.

You may even want to move out of your home temporarily while all or part of the work is being done.

Child care facilities and schools may want to consider alternative accommodations for children and access to necessary facilities.

DURING THE WORK

Federal law requires contractors that are hired to perform renovation, repair and painting projects in homes, child care facilities, and schools built before 1978 that disturb painted surfaces to be certified and follow specific work practices to prevent lead contamination.

The work practices the contractor must follow include these three simple procedures, described below:

1. **Contain the work area.** The area must be contained so that dust and debris do not escape from that area. Warning signs must be put up and plastic or other impermeable material and tape must be used as appropriate to:
   - Cover the floors and any furniture that cannot be moved.
   - Seal off doors and heating and cooling system vents.

These will help prevent dust or debris from getting outside the work area.

2. **Avoid renovation methods that generate large amounts of lead-contaminated dust.** Some methods generate so much lead-contaminated dust that their use is prohibited. They are:
   - Open flame burning or torching.
   - Sanding, grinding, planing, needle gunning, or blasting with power tools and equipment not equipped with a shroud and HEPA vacuum attachment.
   - Using a heat gun at temperatures greater than 1100°F.



There is no way to eliminate dust, but some renovation methods make less dust than others. Contractors may choose to use various methods to minimize dust generation, including using water to mist areas before sanding or scraping; scoring paint before separating components; and prying and pulling apart components instead of breaking them.

3. **Clean up thoroughly.** The work area should be cleaned up daily to keep it as clean as possible. When all the work is done, the area must be cleaned up using special cleaning methods before taking down any plastic that isolates the work area from the rest of the home. The special cleaning methods should include:
   - Using a HEPA vacuum to clean up dust and debris on all surfaces, followed by
   - Wet wiping and wet mopping with plenty of rinse water.

When the final cleaning is done, look around. There should be no dust, paint chips, or debris in the work area. If you see any dust, paint chips, or debris, the area must be re-cleaned.

FOR PROPERTY OWNERS: AFTER THE WORK IS DONE

When all the work is finished, you will want to know if your home, child care facility, or school has been cleaned up properly. Here are some ways to check.

Ask about your contractor's final cleanup check. Remember, lead dust is often invisible to the naked eye. It may still be present even if you cannot see it. The contractor must use disposable cleaning cloths to wipe the floor of the work area and compare them to a cleaning verification card to determine if the work area was adequately cleaned.

To order a cleaning verification card and detailed instructions visit the EPA lead website at **www.epa.gov/lead** or contact the National Lead Information Center at **1-800-424-LEAD (5323)** or visit their website at **www.epa.gov/lead/nlic.htm**.

You also may choose to have a lead-dust test. Lead-dust tests are wipe samples sent to a laboratory for analysis.

- You should specify in your contract that a lead-dust test will be done. In this case, make it clear who will do the testing.
- Testing should be done by a lead professional.

If you choose to do the testing, some EPA-recognized lead laboratories will send you a kit that allows you to collect samples and send them back to the lab for analysis.

Contact the National Lead Information Center at **1-800-424-LEAD (5323)** for lists of qualified professionals and EPA-recognized lead labs.

If your home, child care facility, or school fails the dust test, the area should be re-cleaned and tested again.

Where the project is done by contract, it is a good idea to specify in the contract that the contractor is responsible for re-cleaning if the home, child care facility, or school fails the test.

FOR ADDITIONAL INFORMATION

You may need additional information on how to protect yourself and your children while a job is going on in your home, your building, or child care facility.

The National Lead Information Center at **1-800-424-LEAD (5323)** or **www.epa.gov/lead/nlic.htm** can tell you how to contact your state, local, and/or tribal programs or get general information about lead poisoning prevention.

- State and tribal lead poisoning prevention or environmental protection programs can provide information about lead regulations and potential sources of financial aid for reducing lead hazards. If your state or local government has requirements more stringent than those described in this pamphlet, you must follow those requirements.
- Local building code officials can tell you the regulations that apply to the renovation work that you are planning.
- State, county, and local health departments can provide information about local programs, including assistance for lead-poisoned children and advice on ways to get your home checked for lead.

The National Lead Information Center can also provide a variety of resource materials, including the following guides to lead-safe work practices. Many of these materials are also available at **www.epa.gov/lead/pubs/brochure.htm**.

- Steps to Lead Safe Renovation, Repair and Painting.
- Protect Your Family from Lead in Your Home
- Lead in Your Home: A Parent's Reference Guide



For the hearing impaired, call the Federal Information Relay Service at 1-800-877-8339 to access any of the phone numbers in this brochure.

EPA CONTACTS

EPA Regional Offices

EPA addresses residential lead hazards through several different regulations. EPA requires training and certification for conducting abatement and renovations, education about hazards associated with renovations, disclosure about known lead paint and lead hazards in housing, and sets lead-paint hazard standards.

Your Regional EPA Office can provide further information regarding lead safety and lead protection programs at **epa.gov/lead**.

Region 1
(Connecticut, Massachusetts, Maine, New Hampshire, Rhode Island, Vermont)
Regional Lead Contact
U.S. EPA Region 1
Suite 1100
One Congress Street
Boston, MA 02114-2023
(888) 372-7341

Region 2
(New Jersey, New York, Puerto Rico, Virgin Islands)
Regional Lead Contact
U.S. EPA Region 2
2890 Woodbridge Avenue
Building 205, Mail Stop 225
Edison, NJ 08837-3679
(732) 321-6671

Region 3
(Delaware, Maryland, Pennsylvania, Virginia, Washington, DC, West Virginia)
Regional Lead Contact
U.S. EPA Region 3
1650 Arch Street
Philadelphia, PA
19103-2029
(215) 814-5000

Region 4
(Alabama, Florida, Georgia, Kentucky, Mississippi, North Carolina, South Carolina, Tennessee)
Regional Lead Contact
U.S. EPA Region 4
61 Forsyth Street, SW
Atlanta, GA 30303-8960
(404) 562-9900

Region 5
(Illinois, Indiana, Michigan, Minnesota, Ohio, Wisconsin)
Regional Lead Contact
U.S. EPA Region 5
77 West Jackson Boulevard
Chicago, IL 60604-3507
(312) 886-6003

Region 6
(Arkansas, Louisiana, New Mexico, Oklahoma, Texas)
Regional Lead Contact
U.S. EPA Region 6
1445 Ross Avenue,
12th Floor
Dallas, TX 75202-2733
(214) 665-6444

Region 7
(Iowa, Kansas, Missouri, Nebraska)
Regional Lead Contact
U.S. EPA Region 7
901 N. 5th Street
Kansas City, KS 66101
(913) 551-7003

Region 8
(Colorado, Montana, North Dakota, South Dakota, Utah, Wyoming)
Regional Lead Contact
U.S. EPA Region 8
1595 Wynkoop Street
Denver, CO 80202
(303) 312-6312

Region 9
(Arizona, California, Hawaii, Nevada)
Regional Lead Contact
U.S. Region 9
75 Hawthorne Street
San Francisco, CA 94105
(415) 947-8021

Region 10
(Alaska, Idaho, Oregon, Washington)
Regional Lead Contact
U.S. EPA Region 10
1200 Sixth Avenue
Seattle, WA 98101-1128
(206) 553-1200

OTHER FEDERAL AGENCIES

CPSC

The Consumer Product Safety Commission (CPSC) protects the public from the unreasonable risk of injury or death from 15,000 types of consumer products under the agency's jurisdiction. CPSC warns the public and private sectors to reduce exposure to lead and increase consumer awareness. Contact CPSC for further information regarding regulations and consumer product safety.

CPSC
4330 East West Highway
Bethesda, MD 20814
Hotline 1-(800) 638-2772
www.cpsc.gov

CDC Childhood Lead Poisoning Prevention Branch

The Centers for Disease Control and Prevention (CDC) assists state and local childhood lead poisoning prevention programs to provide a scientific basis for policy decisions, and to ensure that health issues are addressed in decisions about housing and the environment. Contact CDC Childhood Lead Poisoning Prevention Program for additional materials and links on the topic of lead.

CDC Childhood Lead Poisoning Prevention Branch
4770 Buford Highway, MS F-40
Atlanta, GA 30341
(770) 488-3300
www.cdc.gov/nceh/lead

HUD Office of Healthy Homes and Lead Hazard Control

The Department of Housing and Urban Development (HUD) provides funds to state and local governments to develop cost-effective ways to reduce lead-based paint hazards in America's privately-owned low-income housing. In addition, the office enforces the rule on disclosure of known lead paint and lead hazards in housing, and HUD's lead safety regulations in HUD-assisted housing, provides public outreach and technical assistance, and conducts technical studies to help protect children and their families from health and safety hazards in the home. Contact the HUD Office of Healthy Homes and Lead Hazard Control for information on lead regulations, outreach efforts, and lead hazard control research and outreach grant programs.

U.S. Department of Housing and Urban Development
Office of Healthy Homes and Lead Hazard Control
451 Seventh Street, SW, Room 8236
Washington, DC 20410-3000
HUD's Lead Regulations Hotline
(202) 402-7698
www.hud.gov/offices/lead/

SAMPLE PRE-RENOVATION FORM

This sample form may be used by renovation firms to document compliance with the Federal pre-renovation education and renovation, repair, and painting regulations.

Occupant Confirmation

Pamphlet Receipt

❑ I have received a copy of the lead hazard information pamphlet informing me of the potential risk of the lead hazard exposure from renovation activity to be performed in my dwelling unit. I received this pamphlet before the work began.

_____

Printed Name of Owner-occupant

_____ _____

Signature of Owner-occupant Signature Date

Renovator's Self Certification Option (for tenant-occupied dwellings only)

Instructions to Renovator: If the lead hazard information pamphlet was delivered but a tenant signature was not obtainable, you may check the appropriate box below.

❑ **Declined** – I certify that I have made a good faith effort to deliver the lead hazard information pamphlet to the rental dwelling unit listed below at the date and time indicated and that the occupant declined to sign the confirmation of receipt. I further certify that I have left a copy of the pamphlet at the unit with the occupant.

❑ **Unavailable for signature** – I certify that I have made a good faith effort to deliver the lead hazard information pamphlet to the rental dwelling unit listed below and that the occupant was unavailable to sign the confirmation of receipt. I further certify that I have left a copy of the pamphlet at the unit by sliding it under the door or by (fill in how pamphlet was left).

_____ _____

Printed Name of Person Certifying Delivery Attempted Delivery Date

_____

Signature of Person Certifying Lead Pamphlet Delivery

_____

_____

_____

Unit Address

Note Regarding Mailing Option — As an alternative to delivery in person, you may mail the lead hazard information pamphlet to the owner and/or tenant. Pamphlet must be mailed at least seven days before renovation. Mailing must be documented by a certificate of mailing from the post office.

Tighe&Bond
Engineers | Environmental Specialists

12-5015-002
June 30, 2017

Mr. Jeff Jahnke
Senior Project Manager
Quisenberry Arcari Architects, LLC
318 Main Street
Farmington, CT 06032

Re: **Hazardous Building Materials Assessment**
369 Hubbard Street, Higganum, Connecticut

Dear Mr. Jahnke:

In accordance with our agreement dated May 18, 2017, with Quisenberry Arcari Architects, LLC (the "Client"), Tighe & Bond, Inc. (Tighe & Bond) has completed a Hazardous Materials Building Materials Assessment (HBMA) at 369 Hubbard Road in Higganum, Connecticut (the "site").

Assessment Summary

The HBMA was conducted in response to the proposed renovation project at the site being conducted through the State of Connecticut Department of Housing (CTDOH) Owner Occupied Rehabilitation and Rebuilding Program. The HBMA was performed in accordance with CTDOH environmental requirements.

The site is a residential structure reportedly constructed in 1974 and consists of approximately 1,945 square feet (SF) of floor space. The Client provided construction drawings indicating the proposed renovation project included roof replacement and multiple locations of ceiling renovations throughout the residence.

The HMBA included the following:

- Asbestos-Containing Materials (ACM) sampling;
- Lead-based paint (LBP) determination;
- Lead in dust sampling;
- Lead in drinking water sampling;
- Airborne radon gas sampling;
- PCB-containing light ballasts assessment;
- Mercury-containing devices assessment; and
- Mold-contaminated building materials assessment.

Field work was conducted by Tighe & Bond representative, Mr. Philip Hutter, a State of Connecticut-licensed Asbestos Consultant – Inspector and Certified Lead-Paint Inspector/Risk Assessor. See Appendix A for State Licenses/Certifications and United States Environmental Protection Agency (EPA) Accreditations.

The sections below provide a description of field activities conducted by Tighe & Bond, as well as findings and summary and recommendations.

Sampling Protocols

Suspect Asbestos-Containing Material Sampling

In accordance with EPA National Emissions Standard for Hazardous Air Pollutants (NESHAP) regulations (Title 40 CFR, Part 61, Subpart M) for a thorough inspection prior to building renovation, sampling of visible and accessible suspect asbestos-containing materials (ACM) anticipated to be impacted by the proposed renovation were conducted.

The sampling conducted at the site did not include selective exploratory demolition to access and observe concealed areas suspected to contain suspect ACM. Selective exploratory demolition was not performed due to destructive sampling methods required. Typical inaccessible locations not inspected during the HBMA include the following:

- Void spaces within walls;
- Void spaces above fixed ceilings;
- Areas below ceramic tile;
- Areas below hardwood flooring;
- Areas behind exterior brick and/or vinyl siding;
- Subsurface suspect cementitious pipe,
- Subsurface foundation dampproofing, and;
- Under slab vapor barrier and/or dampproofing.

The EPA recommends collecting suspect ACM samples in a manner sufficient to determine asbestos content and to segregate each suspect type of homogenous (similar in color, texture, and date of application) material. The EPA NESHAP regulation does not specifically identify a minimum number of samples to be collected for each homogeneous material, but the NESHAP regulation does recommend the use of sampling protocols outlined in the EPA Asbestos Hazard Emergency Response Act (AHERA) (Title 40 CFR, Part 763, Subpart E). Up to seven samples were collected of each suspect homogeneous material observed during the supplemental inspection in accordance with EPA requirements for asbestos identification.

Materials sampled were logged on proper chain-of-custody forms for transmission of the bulk samples to EMSL Analytical Inc. (EMSL), of Cinnaminson, New Jersey, for analysis. EMSL is a Connecticut-licensed and American Industrial Hygiene Association (AIHA)-accredited asbestos laboratory. Initial asbestos sample analysis was conducted using the EPA Interim Method for the Determination of Asbestos in Bulk Building Materials (EPA/600/R-93/116) via Polarized Light Microscopy with Dispersion Staining (PLM/DS) in accordance with the accreditation of the National Institute of Standards and Technology (NIST). Additionally, in accordance with EPA guidance documents, non-friable organically bound materials (NOB) (e.g., asphaltic-based materials, adhesives, etc.) were further analyzed by Transmission Electron Microscopy (TEM) to confirm PLM analysis.

The EPA, the Occupational Safety and Health Administration (OSHA), and the State of Connecticut Department of Public Health (CTDPH) define a material that contains >1% asbestos, utilizing PLM/DS, as being an ACM. Materials that are identified as "none detected" are specified as not containing asbestos. Materials containing <1% asbestos are regulated by OSHA related to work practices, worker exposure, and waste containerization.

During the asbestos portion of the HBMA, the sample locations, types of material, and quantities were recorded. Additionally, homogenous materials were noted when observed.

Lead-Based Paint Determination

Tighe & Bond conducted comprehensive testing of surfaces at the site. The testing was conducted as required for compliance with the EPA Renovation, Repair, and Painting Rule (RRP; Title 40 CFR, Parts 745.80 through 92) and United States Department of Housing and Urban Development (HUD) Lead-Safe Housing Rule (Title 24 CFR, Part 35, Subparts B-R).

A direct reading X-ray fluorescence (XRF) analyzer, Olympus Innov-X Delta Model (Serial Number 500788), was used to perform the testing in accordance with generally accepted industry practices and procedures. Calibration of the instrument was checked prior to use, as detailed by the manufacturer and the Performance Characteristic Sheet (PCS) developed for the instruments.

For the purpose of this testing, representative interior and exterior building components were systematically evaluated on a room-by-room basis in accordance with EPA and HUD requirements. As required, each interior wall surface per room was evaluated.

The building is a one-story structure, with interior construction consisting primarily of wood flooring, gypsum board walls and ceilings, with wood doors and wood window systems. The exterior is brick and vinyl siding, with asphalt roof shingles and concrete foundation. The building was occupied at the time of the testing with no children under the age of six.

Lead in Dust Sampling

In accordance with HUD Lead-Safe Housing Rule requirements, representative lead in dust wipe sampling was conducted at the site in accordance with the generally accepted industry practices and procedures. Dust wipe samples were collected from representative floors and window sills at the site structure. Samples were submitted for analysis by Atomic Absorption Spectrometry (AAS) at EMSL. As required by HUD, quality control field blank samples were included in the analysis.

The following wipe standards for lead in dust have been established by HUD:

Floors	40 micrograms per square foot ($\mu g/ft^2$)
Window sills	250 $\mu g/ft^2$

Lead in Drinking Water Sampling

Representative lead in drinking water samples (first draw and two-minute flush) were collected from the half bathroom faucet to evaluate whether a lead in drinking water hazard exists at the site structure. Drinking water samples were submitted for analysis by EPA Method 200.5/E200.7 to Phoenix Laboratories, Inc. (Phoenix) in Manchester, Connecticut.

The EPA has established a standard for lead in drinking water of 0.015 milligrams per liter (mg/L).

Airborne Radon Gas Sampling

Passive radon collection was conducted within the residential structure. The canisters were retrieved at least 48-hours, but not later than 96-hours after the initiation of the sampling. Radon Testing Corporation of America (RTCA) of Elmsford, New York, supplied the canisters.

It is recommended that such canisters be placed at least 20-inches from the floor and 12-inches away from exterior walls. Also, it is recommended that the canisters not be placed near drafts resulting from heating, ventilating and air conditioning (HVAC) intakes and returns, doors, and at least 36-inches from windows. Also, canisters should not be exposed to direct sunlight, be covered up, or otherwise disturbed during the testing period. A closed

building condition is also utilized for 12-hours prior to testing being conducted. To the best of Tighe & Bond's knowledge, canisters were not exposed to direct sunlight, covered, or otherwise disturbed during the sampling period.

EPA studies have determined that radon concentrations in outdoor air average approximately 0.4 picoCuries per liter of air (pCi/L). However, radon and its decay products can accumulate to a much higher concentration inside a building. The EPA has adopted a recommended action level of 4.0 pCi/L; equal to or above which the EPA recommends that building owners act to reduce the level of airborne radon gas within the building.

EPA strongly recommends that quality assurance measurements are included in radon measurement studies. Quality assurance measurements include side-by-side canisters (duplicates), and unexposed control canisters (blanks).

Duplicates are pairs of canisters deployed in the same location, side-by-side, for the same measurement period. Duplicates are placed in at least ten percent of all sampling locations. These duplicate canisters are stored, deployed, removed, and shipped to the laboratory for analysis in the same manner as the other canisters. If either or both of the analysis in a duplicate pairing is above the EPA recommended action level of 4.0 pCi/L the relative percent difference (RPD) between the two tests must be determined. If the allowable difference is exceeded, the test is determined to be invalid and a new duplicate test must be conducted. If both canister results are below the EPA standard, then the RPD is not calculated since, despite any disparity, both results are below the EPA standard.

Blanks are utilized to determine whether the manufacturing, shipping, storage, and processing of the canisters has affected the accuracy of airborne radon gas sampling procedures. Blanks are unopened, unexposed canisters that are deployed with and shipped with the exposed canisters, so the processing laboratory treats them without bias. The number of blanks is at least five percent of the total number of canisters deployed, up to a maximum of 25 canisters.

Sample analysis was performed by RTCA of Elmsford, NY.

Polychlorinated Biphenyl-Containing Fluorescent Light Ballasts Assessment

Fluorescent light ballasts manufactured prior to 1985 may contain capacitors that contain PCBs. Fluorescent light ballasts that are not labeled as "No-PCBs" must be assumed to contain PCBs unless proven otherwise by quantitative analytical testing. Capacitors in fluorescent light ballasts labeled as non-PCB-containing may contain Diethylhexl Phthalate (DEHP).

DEHP was the primary substitute to replace PCBs for small capacitors in fluorescent lighting ballasts in use until 1991. DEHP is a toxic substance, a suspected carcinogen and is listed under EPA RCRA and the Superfund law as a hazardous waste. Therefore, Superfund liability exists for land-filling both PCB- and DEHP-containing light ballasts. These listed materials are considered hazardous waste under EPA Resource Conservation and Recovery Act (RCRA), and require special handling and disposal requirements.

A visual inspection of representative fluorescent light fixtures to identify possible PCB-containing ballasts was conducted at the site. The inspection involved visually inspecting labels on representative light ballasts to identify dates of manufacture and labels indicating "No PCB's".

Ballasts without a label indicating "No PCBs" are presumed to be PCB waste, and must be segregated for proper removal, packaging, transport and disposal as PCB waste. Ballasts with date labels indicating manufacture prior to 1991 that indicate "No PCB's" are presumed to contain DEHP and must be segregated for proper removal, packaging, transport, and disposal as non-PCB hazardous waste. The disposal requirements are slightly varied, and costs are slightly less for DEHP than for PCB-containing light ballasts.

Ballasts with labels indicating manufacturing dates after 1991, were not quantified for disposal, as ballasts manufactured after 1991, do not contain PCB and/or DEHP.

Mercury-Containing Devices Assessment

Fluorescent lamps/tubes are presumed to contain mercury vapor, which is a hazardous substance to both human health and the environment. Thermostatic controls and electrical switch gear may contain a vial or bulb of mercury associated with the control. Mercury-containing equipment is regulated for proper disposal by the EPA RCRA hazardous waste regulations. Mercury lamps per the EPA are considered a universal waste requiring all fluorescent lamps/tubes to be recycled or disposed as hazardous waste.

A visual in-place inventory of mercury lamps/tubes, thermostats, and mercury switches was performed at the site.

Mold-Contaminated Building Materials Assessment

A visual assessment for the presence of suspect mold growth and/or water intrusion within the residential structure was conducted by Tighe & Bond.

Findings

Asbestos-Containing Material Sampling Results

During the sampling conducted, samples of suspect ACM anticipated to be impacted by the proposed renovation project were collected. Materials observed to be homogeneous within several rooms (i.e. gypsum wallboard, floor tile, concrete, etc.) were sampled as sets in accordance with EPA regulations and analyzed by PLM based on the "stop on first positive" request to the laboratory. NOB materials determined to be negative by PLM analysis were analyzed by the NOB TEM method to confirm PLM analysis.

In accordance with EPA sampling protocols, no sampled materials were determined to be ACM.

Refer to Table 1 (Appendix B) for a summary of sampled materials found to be non-ACM. The laboratory analytical report and chain-of-custody forms for asbestos sampling conducted by Tighe & Bond are in Appendix C.

Lead-Based Paint Determination Results

The coated building component testing indicated consistent painting trends throughout the building interior and exterior. Exterior painted building components, limited to wood door frames, shutters, and window casings, sills, mullions, and sashes, were determined to contain toxic levels of lead (equal to or greater than 1.0 milligram of lead per square centimeter [mg/cm^2] of paint).

Refer to Table 2 for a summary of LBP XRF results.

Lead in Dust Sampling Results

Representative dust wipe samples were collected inside the residential structure to evaluate whether a lead dust hazard existed. The window sill within the family room was determined to contain lead in dust concentrations greater than 250 $\mu g/ft^2$.

Refer to Table 3 for a summary of lead in dust wipe sampling. The laboratory analytical report and chain-of-custody form for lead in dust wipe sampling conducted by Tighe & Bond are in Appendix E.

Lead in Drinking Water Testing Results

Representative drinking water samples (first draw and two-minute flush) were collected from the half bath faucet to evaluate whether a lead in drinking water hazard exists at the residential structure.

The analytical results of the two water samples indicate concentrations of lead below the EPA limit of 0.015 milligrams per liter (mg/L) for lead in drinking water.

Refer to Table 4 for a summary of lead in drinking water sampling. The lead in drinking water laboratory analytical report and chain-of-custody form are provided as Appendix F.

Airborne Radon Gas Sampling Results

Utilizing the afore-mentioned sampling protocol and criteria of 4.0 pCi/L, elevated concentrations of airborne radon gas was not identified in the locations tested.

Refer to the attached Table 5 for a summary of airborne radon gas sampling locations, canister numbers, and airborne radon gas concentrations. The laboratory analytical report and chain-of-custody forms for airborne radon sampling conducted by Tighe & Bond are provided in Appendix F.

PCB/DEHP-Containing Light Ballast and Mercury-Containing Devices

No light ballasts suspected of containing PCBs and/or DEHP were observed at the site. No mercury-containing bulbs and/or devices were observed at the site.

Mold-Contaminated Building Materials Assessment Results

Suspect mold growth and/or water intrusion were not identified within areas of the site assessed.

Summary and Recommendations

Asbestos-Containing Material

All sampled materials were determined to be non-ACM.

Note this asbestos assessment was limited to visible and accessible materials only. Tighe & Bond recommends conducting a supplemental assessment of hidden and inaccessible areas (behind walls/beneath fixed floors, etc.) prior to the renovation activities once construction documents are finalized and scope of selective demolition to access inaccessible can be clearly identified.

Suspect materials encountered during renovation that are not identified in this report as being non-ACM should be presumed to be ACM until sample collection and laboratory analysis indicate otherwise.

Lead-Based Paint

Defective LBP was identified on the following coated surfaces:

- White Wood Exterior Garage Door Frame;
- White Wood Exterior Shutter; and
- White Wood Exterior Window Casing.

The defective LBP is required to be removed and the remediated surface encapsulated with a CTDPH-approved encapsulant by a RRP-Certified Renovator using HUD and/or RRP trained

workers. If building components coated with LBP are to be disposed of during renovations, a sample of the proposed waste stream must be collected and submitted to an analytical laboratory for Toxic Characteristic Leaching Procedure (TCLP) analysis to characterize the waste for disposal.

Contractors must be made aware that OSHA has not established a level of lead in a material below which Title 29 CFR, Part 1926.62 does not apply. Contractors shall comply with exposure assessment criteria, interim worker protection, and other requirements of the regulation as necessary to protect workers during renovation work that will impact lead paint.

This assessment was performed as a comprehensive assessment of all representative surfaces within the residence that are scheduled to be disturbed and can be utilized to determine applicability requirements for the RRP rule on surfaces tested.

Tighe & Bond recommends that a comprehensive scope of work and technical specification for defective LBP remediation be developed as part of renovation plans for the site.

Lead in Dust

Lead in dust hazards were identified during this assessment. Lead dust hazards located on the window sills within the family room must be cleaned by a RRP-Certified Renovator using HUD and/or RRP-trained workers to below the CTDPH clearance standard of 250 $\mu g/ft^2$. Window sills not tested should be assumed to contain lead dust hazards and be remediated or lead in dust wipe samples should be collected and analyzed to determine lead in dust concentrations.

Tighe & Bond recommends that a comprehensive scope of work and technical specification for lead in dust hazards remediation be developed as part of renovation plans for the site.

Lead in Drinking Water

Water testing indicates total lead in drinking water at concentrations below 0.010 mg/L. A lead in drinking water hazard does not exist on the date and time of the assessment at the residence.

Airborne Radon Gas

During the initial airborne radon gas sampling, three sampling canisters, including one duplicate and one blank, were placed in targeted locations within the residential structure. The analytical results of the samples were below EPA recommended action level of 4.0 pCi/L. No further action regarding radon gas is required at this time.

Tighe & Bond recommends airborne radon gas sampling be conducted following completion of renovation activities at the site if proposed renovations alter the building envelope, slab, and/or HVAC system. Alteration of building envelopes, slabs, and/or HVAC systems can have an impact on airborne radon gas concentrations.

PCB/DEHP-Containing Light Ballast and Mercury-Containing Devices

PCB and/or DEHP-containing light ballasts were not identified at the site. No further action regarding light ballasts is required at the site.

Mercury-containing bulbs and/or devices were not identified at the site. No further action regarding mercury-containing devices is required at the site.

Mold-Contaminated Building Materials

Suspect mold growth and/or water intrusion were not identified within areas of the site assessed.

If suspect mold growth is encountered during construction activities, the building materials to remain in areas of visible suspect mold growth should be cleaned and have a mold inhibitor directly applied to the affected areas, if possible. Prior to disturbance, visible suspect mold growth remediation and water-damaged building materials removal should be performed within a negative pressure enclosure, using properly trained and protected workers. Removal should comply with EPA and the Institute of Inspection, Cleaning and Restoration Certification (IICRC) guidance.

Limitations

This report is not intended to be utilized as a bidding document or as a project specification document. The report is designed to the building owner, architect, construction manager, general contractor, demolition contractor, and abatement contractor in locating identified hazardous building materials at the site.

If you have any questions regarding this letter report please contact us.

Very truly yours,

TIGHE & BOND, INC.

Kevin J. McCarthy
Project Manager
(860) 704-4785
kmccarthy@tighebond.com

James T. Olsen, LEP
Vice President
(860) 704-4761
jtolsen@tighebond.com

Enclosures:	Appendix A	CTDPH Licenses and EPA Accreditations
	Appendix B	Table 1. Summary of Non-Asbestos Containing Materials
		Table 2. Summary of Lead-Based Paint XRF Results
		Table 3. Summary of Lead in Dust Wipe Sampling
		Table 4 Summary of Lead in Drinking Water Sampling
		Table 5. Summary of Airborne Radon Gas Results
	Appendix C	Asbestos Laboratory Analytical Reports and Chain-of-Custody Forms
	Appendix D	Lead in Dust Wipe Laboratory Analytical Report and Chain-of-Custody Form
	Appendix E	Lead in Drinking Water Laboratory Analytical Report and Chain-of-Custody Form
	Appendix F	Airborne Radon Gas Laboratory Analytical Reports and Chain-of-Custody Forms

Tighe&Bond

APPENDIX A

WALLET CARD
STATE OF CONNECTICUT
DEPARTMENT OF PUBLIC HEALTH

NAME
PHILIP C HUTTER

VALIDATION NO
03-579501

CERTIFICATE NO
000916

CURRENT THROUGH
03/31/18

PROFESSION
ASBESTOS CONSULTANT-INSPECTOR

SIGNATURE

COMMISSIONER

CERTIFICATE OF ACHIEVEMENT

This certifies that

Phillip Hutter

has successfully completed the

4 Hour Asbestos Site Inspector Refresher Training
Asbestos Accreditation Under TSCA Title II
40 CFR Part 763

conducted by

ATC Group Services, LLC
73 William Franks Drive
West Springfield, MA 01089
(413) 781-0070

Gregory Morsch

Principal Instructor: Gregory Morsch

December 15, 2016
Date of Course

December 15, 2017
Expiration Date

Gregory Morsch

Regional Training Manager: Gregory Morsch

SIAR - 5610
Certificate Number

December 15, 2016
Examination Date

WALLET CARD

STATE OF CONNECTICUT
DEPARTMENT OF PUBLIC HEALTH

NAME
PHILIP C HUTTER

VALIDATION NO
03-579502

CERTIFICATE NO
002264

CURRENT THROUGH
03/31/18

PROFESSION
LEAD INSPECTOR RISK ASSESSOR

SIGNATURE

COMMISSIONER

CERTIFICATE OF ACHIEVEMENT

This certifies that

Philip Hutter

3 William Street, Middlefield, CT 06455

has successfully completed the

EPA Model Lead Risk Assessor Refresher Training

745.225 (c) (8) (i)

conducted by
ATC Group Services LLC
73 William Franks Drive
West Springfield, MA 01089
(413) 781-0070

Principal Instructor: Neal Freuden

December 9, 2016
Date of Course

December 9, 2016
Exam Date

Regional Training Director: Gregory Morsch

ELIRAR-676
Certificate Number

Tighe&Bond

APPENDIX B

TABLE 1
Summary of Non-Asbestos Containing Materials
369 Hubbard Road
Higganum, Connecticut

Asbestos Sampling Date: June 6, 2017

Sample ID	Material	Color	Location(s)	Result	Description/ Comment
060617-PCH-01	Troweled-on Ceiling Plaster	White	Dining Room	ND	
060617-PCH-02	Troweled-on Ceiling Plaster	White	Dining Room	ND	
060617-PCH-03	Troweled-on Ceiling Plaster	White	Garage	ND	
060617-PCH-04	Troweled-on Ceiling Plaster	White	Garage	ND	
060617-PCH-05	Troweled-on Ceiling Plaster	White	Den	ND	
060617-PCH-06	Ceiling Plaster Rough Coat	Brown	Dining Room	ND	
060617-PCH-07	Ceiling Plaster Rough Coat	Brown	Dining Room	ND	
060617-PCH-08	Ceiling Plaster Rough Coat	Brown	Garage	ND	
060617-PCH-09	Ceiling Plaster Rough Coat	Brown	Garage	ND	
060617-PCH-10	Ceiling Plaster Rough Coat	Brown	Den	ND	
060617-PCH-11	Plaster Skim Coat	White	Dining Room	ND	
060617-PCH-12	Plaster Skim Coat	White	Dining Room	ND	
060617-PCH-13	Plaster Skim Coat	White	Bedroom #3	ND	
060617-PCH-14	Plaster Skim Coat	White	Bedroom #2	ND	
060617-PCH-15	Plaster Skim Coat	White	Bedroom #1	ND	

TABLE 1
Summary of Non-Asbestos Containing Materials
369 Hubbard Road
Higganum, Connecticut

Sample ID	Material	Color	Location(s)	Result	Description/ Comment
060617-PCH-16	Plaster Rough Coat	Brown	Dining Room	ND	
060617-PCH-17	Plaster Rough Coat	Brown	Dining Room	ND	
060617-PCH-18	Plaster Rough Coat	Brown	Bedroom #3	ND	
060617-PCH-19	Plaster Rough Coat	Brown	Bedroom #2	ND	
060617-PCH-20	Plaster Rough Coat	Brown	Bedroom #1	ND	
060617-PCH-21	Joint Compound	White	Family Room	ND	Associated with Gypsum Board
060617-PCH-22	Joint Compound	White	Family Room	ND	
060617-PCH-23	Gypsum Board	White	Family Room	ND	
060617-PCH-24	Gypsum Board	White	Family Room	ND	
060617-PCH-25-Composite	Gypsum Board/Joint Compound	White	Family Room	ND	
060617-PCH-26-Composite	Gypsum Board/Joint Compound	White	Family Room	ND	
060617-PCH-27	Residual Sheet Flooring	Beige/Blue	Laundry Room	ND (PLM) ND (TEM)	
060617-PCH-28	Residual Sheet Flooring	Beige/Blue	Kitchen	ND	
060617-PCH-29	Sheet Flooring Adhesive	Yellow	Laundry Room	ND	Insufficient Material for TEM Confirmatory Analysis
060617-PCH-30	Sheet Flooring Adhesive	Yellow	Kitchen	ND	

TABLE 1
Summary of Non-Asbestos Containing Materials
369 Hubbard Road
Higganum, Connecticut

Sample ID	Material	Color	Location(s)	Result	Description/ Comment
060617-PCH-31	Asphalt Roof Shingle	Black	Roof	ND (PLM) ND (TEM)	
060617-PCH-32	Asphalt Roof Shingle	Black	Roof	ND	
060617-PCH-33	Roof Felt	Black	Roof (under shingle)	ND (PLM) ND (TEM)	
060617-PCH-34	Roof Felt	Black	Roof (under shingle)	ND	
060617-PCH-35	Gypsum Board	Gray	Dining Room (behind plaster)	ND	
060617-PCH-36	Gypsum Board	Gray	Garage (behind plaster)	ND	Located Behind Plaster
060617-PCH-37	Gypsum Board	Gray	Den (behind plaster)	ND	

TABLE 2
Summary of Lead-Based Paint XRF Results
369 Hubbard Road
Higganum, Connecticut

XRF Testing Date: June 6, 2017

		Calibration #1	Calibration #2	Calibration #3	Average
Calibration	**1st Check**	**1.04**	**1.04**	**1.04**	**1.04**
	2nd Check	**1.11**	**1.03**	**1.07**	**1.07**
	3rd Check				
	4th Check				

Component	Room	Side	Paint Color	Substrate	XRF Result (mg/cm²)
Wall		A	White	Gypsum Board	<0.01
Wall		B	White	Gypsum Board	<0.01
Wall	Family Room	C	White	Gypsum Board	<0.01
Wall		D	White	Gypsum Board	<0.01
Ceiling			White	Gypsum Board	<0.01
Door		B	White	Wood	<0.01
Door Frame		B	White	Wood	<0.01
Ceiling			White	Plaster	<0.01
Wall	Bathroom #1 (Half Bath)	A	White	Plaster	<0.01
Wall		B	White	Plaster	<0.01
Wall		C	White	Plaster	<0.01
Wall		D	White	Plaster	<0.01
Door Frame	Living Room	A	White	Wood	<0.01
Door Jamb		A	White	Wood	<0.01

TABLE 2
Summary of Lead-Based Paint XRF Results
369 Hubbard Road
Higganum, Connecticut

Wall		A	White	Gypsum Board	<0.01
Wall		B	White	Gypsum Board	<0.01
Wall		C	White	Gypsum Board	<0.01
Wall		D	White	Gypsum Board	<0.01
Beam			White	Wood	<0.01
Ceiling			White	Plaster	<0.01
Window Sill		C	Beige	Wood	<0.01
Window Sash		C	Beige	Wood	<0.01
	Living Room				
Window Casing		C	Beige	Wood	<0.01
Window Mullion		C	Beige	Wood	<0.01
Window Apron		C	Beige	Wood	<0.01
Casewood		C	Beige	Wood	<0.01
Mantel		C	Beige	Wood	<0.01
Baseboard		C	Beige	Wood	<0.01
Door		C	Beige	Wood	<0.01
Door Frame		C	Beige	Wood	<0.01
Wall		A	Green	Plaster	<0.01
Wall	Kitchen	B	Green	Plaster	<0.01
Wall		C	Green	Plaster	<0.01
Wall		D	Green	Plaster	<0.01

TABLE 2
Summary of Lead-Based Paint XRF Results
369 Hubbard Road
Higganum, Connecticut

Ceiling			White	Gypsum Board	<0.01
	Kitchen				
Door Frame		D	Beige	Wood	<0.01
Door Jamb		D	Beige	Wood	<0.01
Wall		A	White	Plaster	<0.01
Wall		B	White	Plaster	<0.01
Wall		C	White	Plaster	<0.01
Wall	Laundry Room	D	White	Plaster	<0.01
Door		A	Brown Stain	Wood	<0.01
Door Frame		A	Brown Stain	Wood	<0.01
Ceiling				Plaster	<0.01
Wall		A	White	Plaster	<0.01
Wall		B	White	Plaster	<0.01
Wall		C	White	Plaster	<0.01
Wall		D	White	Plaster	<0.01
	Hallway				
Ceiling			White	Plaster	<0.01
Door		B	Beige	Wood	<0.01
Door Frame		B	Beige	Wood	<0.01
Baseboard		A	Beige	Wood	<0.01
Baseboard		B	Beige	Wood	<0.01
Door		A	Beige	Wood	<0.01

TABLE 2
Summary of Lead-Based Paint XRF Results
369 Hubbard Road
Higganum, Connecticut

Door Frame		A	Beige	Wood	<0.01
Wall		A	White	Plaster	<0.01
Wall		B	White	Plaster	<0.01
Wall	Bedroom #1	C	White	Plaster	<0.01
Wall		D	White	Plaster	<0.01
Ceiling			White	Plaster	<0.01
Closet Door		B	Beige	Wood	<0.01
Closet Door Frame		B	Beige	Wood	<0.01
Shelf		B	Beige	Wood	<0.01
Wall		A	White	Plaster	<0.01
Wall		B	White	Plaster	<0.01
Wall	Bedroom #3	C	White	Plaster	<0.01
Wall		D	White	Plaster	<0.01
Ceiling			White	Plaster	<0.01
Ceiling			White	Plaster	<0.01
Door	Full Bathroom	A	White	Wood	<0.01
Door Frame		A	White	Wood	<0.01
Wall		A	White	Plaster	<0.01
Wall		B	White	Plaster	<0.01
Wall		C	White	Plaster	<0.01

TABLE 2
Summary of Lead-Based Paint XRF Results
369 Hubbard Road
Higganum, Connecticut

Wall	Bedroom #2	D	White	Plaster	<0.01
Door		C	Beige	Wood	<0.01
Door Frame		C	Beige	Wood	<0.01
Ceiling			White	Plaster	<0.01
Baseboard		C	Beige	Wood	<0.01
Wall	Garage	A	White	Plaster	<0.01
Wall		B	White	Plaster	<0.01
Wall		C	White	Plaster	<0.01
Wall		D	White	Plaster	<0.01
Ceiling			White	Plaster	<0.01
Wall	Den	A	White	Plaster	<0.01
Wall		B	White	Plaster	<0.01
Wall		C	White	Plaster	<0.01
Wall		D	White	Plaster	<0.01
Ceiling			White	Plaster	<0.01
Column			Silver	Metal	<0.01
Garage Door Frame		**B**	**White**	**Wood**	**1.65**
Shutter		**B**	**White**	**Wood**	**1.94**
Window Sash		B	White	Wood	0.84
Window Casing		**B**	**White**	**Wood**	**1.19**

TABLE 2
Summary of Lead-Based Paint XRF Results
369 Hubbard Road
Higganum, Connecticut

Window Casing		**A**	**White**	**Wood**	**1.33**
Window Sill		**A**	**White**	**Wood**	**1.23**
Window Mullion		**A**	**White**	**Wood**	**1.40**
	Exterior				
Window Sash		**A**	**White**	**Wood**	**1.22**
Kick Plate		A	White	Wood	0.77
Door		A	White	Wood	<0.01
Door Frame		A	White	Wood	<0.01
Door		C	White	Wood	<0.01
Door Frame		C	White	Wood	<0.01
Door Header		C	White	Wood	<0.01

LEGEND
Bolded Result = Paint considered "Lead-based" (≥ 1.0 mg/cm^2)
XRF = X-ray Fluorescence Analyzer

TABLE 3
Summary of Lead in Dust Wipe Sampling
369 Hubbard Road
Higganum, Connecticut

Asbestos Sampling Date: June 6, 2017

Sample ID	Sample Location	Component	Area Sampling	Result
060617-PCH-38	Laundry Room	Floor	144 in^2	<10 $\mu g/ft^2$
060617-PCH-39	Living Room	Floor	144 in^2	<10 µg/ft2
060617-PCH-40	Family Room	Floor	144 in^2	<10 $\mu g/ft^2$
060617-PCH-41	**Family Room**	**Window Sill**	**216 in^2**	**580 $\mu g/ft^2$**
060617-PCH-42	Family Room	Window Sill	144 in^2	<10 $\mu g/ft^2$
060617-PCH-43	Blank	--	--	<10 ug/wipe

LEGEND

Bolded Result - Lead in Dust Concentrations Above CTDPH and EPA Criteria
$\mu g/ft^2$ = micrograms per square foot

TABLE 4
Summary of Lead in Drinking Water Sampling
369 Hubbard Road
Higganum, Connecticut

Lead in Drinking Water Sampling Date: June 9, 2017

Sample ID	Sample Location	Draw	Result
060917-PCH-01	Half Bathroom Faucet	First Draw	<0.0010 mg/L
060617-PCH-02		Two-Minute Flush Draw	<0.0010 mg/L

LEGEND

Bolded Result - Lead in Drinking Water Concentrations Above EPA Criteria
mg/L = milligrams per liter

TABLE 5
Summary of Airborne Radon Gas Results
369 Hubbard Road
Higganum, Connecticut

Airborne Radon Sampling Date: June 6, 2017 - June 9, 2017

Canister ID	Canister Location	Result (pCi/L)
2565198	Blank	0.1
2565183	First Floor - Dining Room	1.6
2565184	Basement Den (Duplicate)	1.4

LEGEND
Bolded result indicates a level over the EPA Action Level of 4.0 pCi/L
pCi/L = picoCuries per Liter

Tighe&Bond

APPENDIX C

EMSL Analytical, Inc.

200 Route 130 North Cinnaminson, NJ 08077
Phone/Fax: (800) 220-3675 / (856) 786-5974
http://www.EMSL.com / cinnasblab@EMSL.com

EMSL Order ID:	041716136
Customer ID:	TIGH62
Customer PO:	
Project ID:	

Attn:	Kevin McCarthy Tighe & Bond 213 Court Street Suite 1100 Middletown, CT 06457	Phone: Fax: Collected: Received: Analyzed:	(860) 704-4760 (860) 704-4775 6/ 6/2017 6/07/2017 6/29/2017
Proj:	369 Hubbard Road, Higganum, CT / 26-0048-06 / Residence		

Summary Test Report for Asbestos Analysis of Bulk Material via EPA 600/R-93/116

Client Sample ID: 060617-PCH-01 ***Lab Sample ID:*** **041716136-0001**

Sample Description: Dining Room/White Troweled-on Ceiling Plaster

TEST	Analyzed Date	Color	Non-Asbestos Fibrous	Non-Asbestos Non-Fibrous	Asbestos	Comment
PLM	6/08/2017	White	0%	100%	None Detected	

Client Sample ID: 060617-PCH-02 ***Lab Sample ID:*** **041716136-0002**

Sample Description: Dining Room/White Troweled-on Ceiling Plaster

TEST	Analyzed Date	Color	Non-Asbestos Fibrous	Non-Asbestos Non-Fibrous	Asbestos	Comment
PLM	6/08/2017	White	0%	100%	None Detected	

Client Sample ID: 060617-PCH-03 ***Lab Sample ID:*** **041716136-0003**

Sample Description: Garage/White Troweled-on Ceiling Plaster

TEST	Analyzed Date	Color	Non-Asbestos Fibrous	Non-Asbestos Non-Fibrous	Asbestos	Comment
PLM	6/08/2017	White	0%	100%	None Detected	

Client Sample ID: 060617-PCH-04 ***Lab Sample ID:*** **041716136-0004**

Sample Description: Garage/White Troweled-on Ceiling Plaster

TEST	Analyzed Date	Color	Non-Asbestos Fibrous	Non-Asbestos Non-Fibrous	Asbestos	Comment
PLM	6/08/2017	White	0%	100%	None Detected	

Client Sample ID: 060617-PCH-05 ***Lab Sample ID:*** **041716136-0005**

Sample Description: Den/White Troweled-on Ceiling Plaster

TEST	Analyzed Date	Color	Non-Asbestos Fibrous	Non-Asbestos Non-Fibrous	Asbestos	Comment
PLM	6/09/2017	White	0%	100%	None Detected	

Client Sample ID: 060617-PCH-06 ***Lab Sample ID:*** **041716136-0006**

Sample Description: Dining Room/Brown Ceiling Plaster Rough Coat

TEST	Analyzed Date	Color	Non-Asbestos Fibrous	Non-Asbestos Non-Fibrous	Asbestos	Comment
PLM	6/08/2017	Brown	0%	100%	None Detected	

Client Sample ID: 060617-PCH-07 ***Lab Sample ID:*** **041716136-0007**

Sample Description: Dining Room/Brown Ceiling Plaster Rough Coat

TEST	Analyzed Date	Color	Non-Asbestos Fibrous	Non-Asbestos Non-Fibrous	Asbestos	Comment
PLM	6/08/2017	Brown	0%	100%	None Detected	

EMSL Analytical, Inc.

200 Route 130 North Cinnaminson, NJ 08077
Phone/Fax: (800) 220-3675 / (856) 786-5974
http://www.EMSL.com / cinnasblab@EMSL.com

EMSL Order ID: 041716136
Customer ID: TIGH62
Customer PO:
Project ID:

Summary Test Report for Asbestos Analysis of Bulk Material via EPA 600/R-93/116

Client Sample ID: 060617-PCH-08 ***Lab Sample ID:*** **041716136-0008**
Sample Description: Garage/Brown Ceiling Plaster Rough Coat

TEST	Analyzed Date	Color	Non-Asbestos Fibrous	Non-Asbestos Non-Fibrous	Asbestos	Comment
PLM	6/08/2017	Brown	0%	100%	None Detected	

Client Sample ID: 060617-PCH-09 ***Lab Sample ID:*** **041716136-0009**
Sample Description: Garage/Brown Ceiling Plaster Rough Coat

TEST	Analyzed Date	Color	Non-Asbestos Fibrous	Non-Asbestos Non-Fibrous	Asbestos	Comment
PLM	6/08/2017	Brown	0%	100%	None Detected	

Client Sample ID: 060617-PCH-10 ***Lab Sample ID:*** **041716136-0010**
Sample Description: Den/Brown Ceiling Plaster Rough Coat

TEST	Analyzed Date	Color	Non-Asbestos Fibrous	Non-Asbestos Non-Fibrous	Asbestos	Comment
PLM	6/09/2017	Brown	0%	100%	None Detected	

Client Sample ID: 060617-PCH-11 ***Lab Sample ID:*** **041716136-0011**
Sample Description: Dining Room/White Plaster Skim Coat

TEST	Analyzed Date	Color	Non-Asbestos Fibrous	Non-Asbestos Non-Fibrous	Asbestos	Comment
PLM	6/08/2017	White	0%	100%	None Detected	

Client Sample ID: 060617-PCH-12 ***Lab Sample ID:*** **041716136-0012**
Sample Description: Dining Room/White Plaster Skim Coat

TEST	Analyzed Date	Color	Non-Asbestos Fibrous	Non-Asbestos Non-Fibrous	Asbestos	Comment
PLM	6/08/2017	White	0%	100%	None Detected	

Client Sample ID: 060617-PCH-13 ***Lab Sample ID:*** **041716136-0013**
Sample Description: Bedroom #3/White Plaster Skim Coat

TEST	Analyzed Date	Color	Non-Asbestos Fibrous	Non-Asbestos Non-Fibrous	Asbestos	Comment
PLM	6/08/2017	White	0%	100%	None Detected	

Client Sample ID: 060617-PCH-14 ***Lab Sample ID:*** **041716136-0014**
Sample Description: Bedroom #2/White Plaster Skim Coat

TEST	Analyzed Date	Color	Non-Asbestos Fibrous	Non-Asbestos Non-Fibrous	Asbestos	Comment
PLM	6/08/2017	White	0%	100%	None Detected	

Client Sample ID: 060617-PCH-15 ***Lab Sample ID:*** **041716136-0015**
Sample Description: Bedroom #1/White Plaster Skim Coat

TEST	Analyzed Date	Color	Non-Asbestos Fibrous	Non-Asbestos Non-Fibrous	Asbestos	Comment
PLM	6/09/2017	White	0%	100%	None Detected	

EMSL Analytical, Inc.

200 Route 130 North Cinnaminson, NJ 08077
Phone/Fax: (800) 220-3675 / (856) 786-5974
http://www.EMSL.com / cinnasblab@EMSL.com

EMSL Order ID:	041716136
Customer ID:	TIGH62
Customer PO:	
Project ID:	

Summary Test Report for Asbestos Analysis of Bulk Material via EPA 600/R-93/116

Client Sample ID: 060617-PCH-16 ***Lab Sample ID:*** **041716136-0016**
Sample Description: Dining Room/Brown Plaster Rough Coat

TEST	Analyzed Date	Color	Non-Asbestos Fibrous	Non-Asbestos Non-Fibrous	Asbestos	Comment
PLM	6/08/2017	Brown	0%	100%	None Detected	

Client Sample ID: 060617-PCH-17 ***Lab Sample ID:*** **041716136-0017**
Sample Description: Dining Room/Brown Plaster Rough Coat

TEST	Analyzed Date	Color	Non-Asbestos Fibrous	Non-Asbestos Non-Fibrous	Asbestos	Comment
PLM	6/08/2017	White	0%	100%	None Detected	

Client Sample ID: 060617-PCH-18 ***Lab Sample ID:*** **041716136-0018**
Sample Description: Bedroom #3/Brown Plaster Rough Coat

TEST	Analyzed Date	Color	Non-Asbestos Fibrous	Non-Asbestos Non-Fibrous	Asbestos	Comment
PLM	6/08/2017	White	0%	100%	None Detected	

Client Sample ID: 060617-PCH-19 ***Lab Sample ID:*** **041716136-0019**
Sample Description: Bedroom #2/Brown Plaster Rough Coat

TEST	Analyzed Date	Color	Non-Asbestos Fibrous	Non-Asbestos Non-Fibrous	Asbestos	Comment
PLM	6/08/2017	Brown	0%	100%	None Detected	

Client Sample ID: 060617-PCH-20 ***Lab Sample ID:*** **041716136-0020**
Sample Description: Bedroom #1/Brown Plaster Rough Coat

TEST	Analyzed Date	Color	Non-Asbestos Fibrous	Non-Asbestos Non-Fibrous	Asbestos	Comment
PLM	6/09/2017	Brown	0%	100%	None Detected	

Client Sample ID: 060617-PCH-21 ***Lab Sample ID:*** **041716136-0021**
Sample Description: Family Room/White Joint Compound

TEST	Analyzed Date	Color	Non-Asbestos Fibrous	Non-Asbestos Non-Fibrous	Asbestos	Comment
PLM	6/08/2017	White	0%	100%	None Detected	

Client Sample ID: 060617-PCH-22 ***Lab Sample ID:*** **041716136-0022**
Sample Description: Family Room/White Joint Compound

TEST	Analyzed Date	Color	Non-Asbestos Fibrous	Non-Asbestos Non-Fibrous	Asbestos	Comment
PLM	6/09/2017	White	0%	100%	None Detected	

Client Sample ID: 060617-PCH-23 ***Lab Sample ID:*** **041716136-0023**
Sample Description: Family Room/White Gypsum Board

TEST	Analyzed Date	Color	Non-Asbestos Fibrous	Non-Asbestos Non-Fibrous	Asbestos	Comment
PLM	6/08/2017	White	12%	88%	None Detected	

EMSL Analytical, Inc.

200 Route 130 North Cinnaminson, NJ 08077
Phone/Fax: (800) 220-3675 / (856) 786-5974
http://www.EMSL.com / cinnasblab@EMSL.com

EMSL Order ID: 041716136
Customer ID: TIGH62
Customer PO:
Project ID:

Summary Test Report for Asbestos Analysis of Bulk Material via EPA 600/R-93/116

Client Sample ID: 060617-PCH-24 ***Lab Sample ID:*** **041716136-0024**
Sample Description: Family Room/White Gypsum Board

TEST	Analyzed Date	Color	Non-Asbestos Fibrous	Non-Asbestos Non-Fibrous	Asbestos	Comment
PLM	6/09/2017	White	15%	85%	None Detected	

Client Sample ID: 060617-PCH-25-Composite ***Lab Sample ID:*** **041716136-0025**
Sample Description: Family Room/Gypsum Board/ Jt. Compound

TEST	Analyzed Date	Color	Non-Asbestos Fibrous	Non-Asbestos Non-Fibrous	Asbestos	Comment
PLM	6/08/2017	White	8%	92%	None Detected	

Client Sample ID: 060617-PCH-26-Composite ***Lab Sample ID:*** **041716136-0026**
Sample Description: Family Room/Gypsum Board/ Jt. Compound

TEST	Analyzed Date	Color	Non-Asbestos Fibrous	Non-Asbestos Non-Fibrous	Asbestos	Comment
PLM	6/09/2017	White	10%	90%	None Detected	

Client Sample ID: 060617-PCH-27 ***Lab Sample ID:*** **041716136-0027**
Sample Description: Laundry Room/Beige/ Blue Res. Sheet Flooring

TEST	Analyzed Date	Color	Non-Asbestos Fibrous	Non-Asbestos Non-Fibrous	Asbestos	Comment
PLM	6/08/2017	Beige	40%	60%	None Detected	
TEM Grav. Reduction	6/29/2017	Beige	0.0%	100%	None Detected	

Client Sample ID: 060617-PCH-28 ***Lab Sample ID:*** **041716136-0028**
Sample Description: Kitchen/Beige/ Blue Res. Sheet Flooring

TEST	Analyzed Date	Color	Non-Asbestos Fibrous	Non-Asbestos Non-Fibrous	Asbestos	Comment
PLM	6/09/2017	Beige	40%	60%	None Detected	

Client Sample ID: 060617-PCH-29 ***Lab Sample ID:*** **041716136-0029**
Sample Description: Laundry Room/Yellow Sheet Flooring Adhesive

TEST	Analyzed Date	Color	Non-Asbestos Fibrous	Non-Asbestos Non-Fibrous	Asbestos	Comment
PLM	6/08/2017	Yellow	0%	100%	None Detected	
TEM Grav. Reduction	6/29/2017				Insufficient Material	

Client Sample ID: 060617-PCH-30 ***Lab Sample ID:*** **041716136-0030**
Sample Description: Kitchen/Yellow Sheet Flooring Adhesive

TEST	Analyzed Date	Color	Non-Asbestos Fibrous	Non-Asbestos Non-Fibrous	Asbestos	Comment
PLM	6/09/2017	Yellow	0%	100%	None Detected	

Client Sample ID: 060617-PCH-31 ***Lab Sample ID:*** **041716136-0031**
Sample Description: Roof/Black Asphalt Roof Shingle

TEST	Analyzed Date	Color	Non-Asbestos Fibrous	Non-Asbestos Non-Fibrous	Asbestos	Comment
PLM	6/08/2017	Black	20%	80%	None Detected	
TEM Grav. Reduction	6/29/2017	Black	0.0%	100%	None Detected	

EMSL Analytical, Inc.

200 Route 130 North Cinnaminson, NJ 08077
Phone/Fax: (800) 220-3675 / (856) 786-5974
http://www.EMSL.com / cinnasblab@EMSL.com

EMSL Order ID: 041716136
Customer ID: TIGH62
Customer PO:
Project ID:

Summary Test Report for Asbestos Analysis of Bulk Material via EPA 600/R-93/116

Client Sample ID: 060617-PCH-32 ***Lab Sample ID:*** **041716136-0032**

Sample Description: Roof/Black Asphalt Roof Shingle

TEST	Analyzed Date	Color	Non-Asbestos Fibrous	Non-Asbestos Non-Fibrous	Asbestos	Comment
PLM	6/09/2017	Black	20%	80%	None Detected	

Client Sample ID: 060617-PCH-33 ***Lab Sample ID:*** **041716136-0033**

Sample Description: Roof (under shingle)/Black Roof Felt

TEST	Analyzed Date	Color	Non-Asbestos Fibrous	Non-Asbestos Non-Fibrous	Asbestos	Comment
PLM	6/08/2017	Black	60%	40%	None Detected	
TEM Grav. Reduction	6/29/2017	Black	0.0%	100%	None Detected	

Client Sample ID: 060617-PCH-34 ***Lab Sample ID:*** **041716136-0034**

Sample Description: Roof (under shingle)/Black Roof Felt

TEST	Analyzed Date	Color	Non-Asbestos Fibrous	Non-Asbestos Non-Fibrous	Asbestos	Comment
PLM	6/09/2017	Black	50%	50%	None Detected	

Client Sample ID: 060617-PCH-35 ***Lab Sample ID:*** **041716136-0035**

Sample Description: Dining Room (behind plaster)/Gray Gypsum Board

TEST	Analyzed Date	Color	Non-Asbestos Fibrous	Non-Asbestos Non-Fibrous	Asbestos	Comment
PLM	6/08/2017	White	12%	88%	None Detected	

Client Sample ID: 060617-PCH-36 ***Lab Sample ID:*** **041716136-0036**

Sample Description: Garage (behind plaster)/Gray Gypsum Board

TEST	Analyzed Date	Color	Non-Asbestos Fibrous	Non-Asbestos Non-Fibrous	Asbestos	Comment
PLM	6/08/2017	White	12%	88%	None Detected	

Client Sample ID: 060617-PCH-37 ***Lab Sample ID:*** **041716136-0037**

Sample Description: Den (behind plaster)/Gray Gypsum Board

TEST	Analyzed Date	Color	Non-Asbestos Fibrous	Non-Asbestos Non-Fibrous	Asbestos	Comment
PLM	6/09/2017	Gray	20%	80%	None Detected	

EMSL Analytical, Inc.
200 Route 130 North Cinnaminson, NJ 08077
Phone/Fax: (800) 220-3675 / (856) 786-5974
http://www.EMSL.com / cinnasblab@EMSL.com

EMSL Order ID:	041716136
Customer ID:	TIGH62
Customer PO:	
Project ID:	

Summary Test Report for Asbestos Analysis of Bulk Material via EPA 600/R-93/116

Analyst(s):

Jonathan Blanfort	PLM (25)
Nancy Stalter	PLM (12)
Patrick Carr	TEM Grav. Reduction (3)

Reviewed and approved by:

Benjamin Ellis, Laboratory Manager
or Other Approved Signatory

Samples analyzed by EMSL Analytical, Inc. Cinnaminson, NJ NVLAP Lab Code 101048-0, AIHA-LAP, LLC-IHLAP Lab 100194, NYS ELAP 10872, NJ DEP 03036

Initial report from: 06/09/201706:32:53

OrderID: 041716136

041716136

Tighe&Bond
Engineers | Environmental Specialists

213 Court Street, Suite 1100, Middletown, CT 06457 Phone 860-704-4760

SAMPLE LOG FOR ASBESTOS BULKS

Project Name: 369 Hubbard Road, Higganum, CT Project No. 26-0048-06

Building: Residence Project Manager: Kevin McCarthy

Sample ID	Sample Location	Material
060617-PCH-01	Dining Room	White Troweled-on Ceiling Plaster
060617-PCH-02	Dining Room	White Troweled-on Ceiling Plaster
060617-PCH-03	Garage	White Troweled-on Ceiling Plaster
060617-PCH-04	Garage	White Troweled-on Ceiling Plaster
060617-PCH-05	Den	White Troweled-on Ceiling Plaster
060617-PCH-06	Dining Room	Brown Ceiling Plaster Rough Coat
060617-PCH-07	Dining Room	Brown Ceiling Plaster Rough Coat
060617-PCH-08	Garage	Brown Ceiling Plaster Rough Coat
060617-PCH-09	Garage	Brown Ceiling Plaster Rough Coat
060617-PCH-10	Den	Brown Ceiling Plaster Rough Coat
060617-PCH-11	Dining Room	White Plaster Skim Coat
060617-PCH-12	Dining Room	White Plaster Skim Coat
060617-PCH-13	Bedroom #3	White Plaster Skim Coat
060617-PCH-14	Bedroom #2	White Plaster Skim Coat
060617-PCH-15	Bedroom #1	White Plaster Skim Coat

Analysis Method: ☒ PLM ☐ Other Turnaround Time ~~Standard~~ ~~tweek~~ 5days

Based on the turnaround time indicated above, analyses are due to Tighe & Bond, Inc. on or before this date: _____ Please call the office if analyses will be late at 860-704-4760.

Email Results to: kmccartchy@tighebond.com **Do Not Mail Hard Copy Report** **Total # of Samples:** 37

Special Instructions: Stop analysis on first positive sample in each homogeneous set of samples unless otherwise noted. Do not layer samples unless indicated.

Samples collected by: Philip C Hatha PCH **Date:** 6/6/17 **Time:** _____

Samples [Rec'd][Sent by] [ ][PCH] **Date:** [ ][6/6/17] **Time:** _____

Samples Received by: Bob EMSL H **Date:** 6/7/17 **Time:** 915

Shipped To: ☒ EMSL State _____ ☐ Other _____

Method of Shipment: ☒ Fed Ex ☐ Other _____

RECEIVED EMSL SAMMAMISH, N.J. JUN - 7 A 9:15

Per Kevin ~~tweek~~ 5days TAT 6.7.17 10:20 AM

37

OrderID: 041716136

041716136

Tighe&Bond
Engineers | Environmental Specialists

213 Court Street, Suite 1100, Middletown, CT 06457 Phone 860-704-4760

SAMPLE LOG FOR ASBESTOS BULKS

Project Name: 369 Hubbard Road, Higganum, CT Project No. 26-0048-06

Building: Residence Project Manager: Kevin McCarthy

Sample ID	Sample Location	Material
060617-PCH-16	Dining Room	Brown Plaster Rough Coat
060617-PCH-17	Dining Room	Brown Plaster Rough Coat
060617-PCH-18	Bedroom #3	Brown Plaster Rough Coat
060617-PCH-19	Bedroom #2	Brown Plaster Rough Coat
060617-PCH-20	Bedroom #1	Brown Plaster Rough Coat
060617-PCH-21	Family Room	White Joint Compound
060617-PCH-22	Family Room	White Joint Compound
060617-PCH-23	Family Room	White Gypsum Board
060617-PCH-24	Family Room	White Gypsum Board
060617-PCH-25	Family Room	Composite Gypsum Board/Jt. Comp
060617-PCH-26	Family Room	Composite Gypsum Board/Jt. Comp
060617-PCH-27	Laundry Room	Beige/Blue Res. Sheet Flooring
060617-PCH-28	Kitchen	Beige/Blue Res. Sheet Flooring
060617-PCH-29	Laundry Room	Yellow Sheet Flooring Adhesive
060617-PCH-30	Kitchen	Yellow Sheet Flooring Adhesive
060617-PCH-31	Roof	Black Asphalt Roof Shingle
060617-PCH-32	Roof	Black Asphalt Roof Shingle
060617-PCH-33	Roof (under Shingle)	Black Roof Felt
060617-PCH-34	Roof (under Shingle)	Black Roof Felt
060617-PCH-35	Dining Room (behind Plaster)	Gray Gypsum Board
060617-PCH-36	Garage (behind Plaster)	Gray Gypsum Board
060617-PCH-37	Den (behind Plaster)	Gray Gypsum Board

Christy, Sherry 041716136

From: Kevin J. McCarthy <KMcCarthy@tighebond.com>
Sent: Wednesday, June 28, 2017 9:51 AM
To: Christy, Sherry
Subject: FW: EMSL report, COC for order(s) 041716136 (041716136 - 369 Hubbard Road, Higganum, CT / 26-0048-06 / Residence)
Attachments: 041716136_coc.pdf; 041716136_001.pdf

Morning Sherry;

Can you please see if the asbestos lab can perform TEM NOB analysis (24 hr TAT) on the following samples:

- 060617-PCH-27
- 29
- 31
- 33

Thanks so much.

Kevin J. McCarthy | Project Manager
860.704.4785 (o) 203.641.2782 (c)

From: EMSL (Cinnaminson) [mailto:cinnasblab@EMSL.com]
Sent: Friday, June 09, 2017 8:41 AM
To: Kevin J. McCarthy <KMcCarthy@tighebond.com>
Subject: EMSL report, COC for order(s) 041716136 (041716136 - 369 Hubbard Road, Higganum, CT / 26-0048-06 / Residence)

Report, COC for order(s):
041716136 - 369 Hubbard Road, Higganum, CT / 26-0048-06 / Residence

Please tell us how we are doing.

Click here to fill out our Customer Survey

EMSL Analytical, Inc. | 200 Route 130 North | Cinnaminson, NJ 08077
Phone: 856-858-4800 | Fax: 856-786-5974 | Toll Free: 800-220-3675
Lab Hours: Mon-Friday 7AM-10PM, Saturday 8AM-5PM, Sunday On-Call

Tighe&Bond

APPENDIX D

EMSL Analytical, Inc.
200 Route 130 North, Cinnaminson, NJ 08077
Phone/Fax: (856) 303-2500 / (856) 786-5974
http://www.EMSL.com cinnaminsonleadlab@emsl.com

EMSL Order:	201705577
CustomerID:	TIGH62
CustomerPO:	
ProjectID:	

Attn: **Kevin McCarthy**
Tighe & Bond
213 Court Street
Suite 1100
Middletown, CT 06457

Phone:	(860) 704-4760
Fax:	(860) 704-4775
Received:	06/07/17 10:15 AM
Collected:	6/6/2017

Project: **26-0048-6 / 369 Hubbard**

Test Report: Lead in Dust by Flame AAS (SW 846 3050B/7000B)*

Client Sample Description	*Lab ID*	*Collected*	*Analyzed*	*Area Sampled*	*Lead Concentration*
060617-PCH-38	*201705577-0001*	6/6/2017	6/12/2017	144 in²	<10 µg/ft²
Site: Laundry Room Floor by Kitchen					
060617-PCH-39	*201705577-0002*	6/6/2017	6/12/2017	144 in²	<10 µg/ft²
Site: Living Room Floor by Hallway					
060617-PCH-40	*201705577-0003*	6/6/2017	6/12/2017	144 in²	<10 µg/ft²
Site: Family Rm Floor by Stairs					
060617-PCH-41	*201705577-0004*	6/6/2017	6/12/2017	216 in²	580 µg/ft²
Site: Family Rm Window Sill					
060617-PCH-42	*201705577-0005*	6/6/2017	6/12/2017	144 in²	<10 µg/ft²
Site: Family Rm Floor by Window					
060617-PCH-43	*201705577-0006*	6/6/2017	6/12/2017	n/a	<10 µg/wipe
Site: Blank					

Phillip Worby, Lead Laboratory Manager
or other approved signatory

*Analysis following Lead in Dust by EMSL SOP/ Determination of Environmental Lead by FLAA. Reporting limit is 10 ug/wipe. ug/wipe = ug/ft2 x area sampled in ft2. Unless noted, results in this report are not blank corrected. This report relates only to the samples reported above and may not be reproduced, except in full, without written approval by EMSL. EMSL bears no responsibility for sample collection activities (such as volume sampled) or analytical method limitations. Samples received in good condition unless otherwise noted. The lab is not responsible for data reported in µg/ft² which is dependent on the area provided by non-lab personnel. The test results contained within this report meet the requirements of NELAC unless otherwise noted. "<" (less than) results signifies that the analyte was not detected at or above the reporting limit. Measurement of uncertainty is available upon request. The QC data associated with the sample results included in this report meet the recovery and precision requirements unless specifically indicated otherwise. Definitions of modifications are available upon request.

Samples analyzed by EMSL Analytical, Inc. Cinnaminson, NJ NELAP Certifications: NJ 03036, NY 10872, PA 68-00367, AIHA-LAP, LLC ELLAP 100194, A2LA 2845.01

Initial report from 06/13/2017 17:54:40

EMSL ANALYTICAL, INC.
LABORATORY • PRODUCTS • TRAINING

Lead (Pb) Chain of Custody

EMSL Order ID *(Lab Use Only)*: 201705577

4

Company: Tighe & Bond	EMSL-Bill to: ☐ Same ☐ Different If Bill to is Different note instructions in Comments**
Street: 213 Court St	*Third Party Billing requires written authorization from third party*
City: Middletown State/Province: CT	Zip/Postal Code: 06457 Country:
Report To (Name): Kevin McCarthy	Telephone #:
Email Address: kmccarthy@tighebond.com	Fax #: Purchase Order:
Project Name/Number: 26-0048-6 / 369 Hubbard	Please Provide Results: ☐ Fax ☑ Email
U.S. State Samples Taken: CT	CT Samples: ☐ Commercial/Taxable ☐ Residential/Tax Exempt

Turnaround Time (TAT) Options* - Please Check

☐ 3 Hour ☐ 6 Hour ☐ 24 Hour ☐ 48 Hour ☐ 72 Hour ☐ 96 Hour ☑ 1 Week ☐ 2 Week

Analysis completed in accordance with EMSL's Terms and Conditions located in the Price Guide

Matrix	Method	Instrument	Reporting Limit	Check
Chips ☐ % by wt. ☐ mg/cm² ☐ ppm	SW846-7000B	Flame Atomic Absorption	0.01%	☐
Air	NIOSH 7082	Flame Atomic Absorption	4 µg/filter	☐
	NIOSH 7105	Graphite Furnace AA	0.03 µg/filter	☐
	NIOSH 7300 modified	ICP-AES/ICP-MS	0.5 µg/filter	☐
Wipe* ASTM ☑ non ASTM ☐ *If no box is checked, non-ASTM Wipe is assumed	SW846-7000B	Flame Atomic Absorption	10 µg/wipe	☑
	SW846-6010B or C	ICP-AES	1.0 µg/wipe	☐
	SW846-7000B/7010	Graphite Furnace AA	0.075 µg/wipe	☐
TCLP	SW846-1311/7000B/SM 3111B	Flame Atomic Absorption	0.4 mg/L (ppm)	☐
	SW846-1131/SW846-6010B or C	ICP-AES	0.1 mg/L (ppm)	☐
Soil	SW846-7000B	Flame Atomic Absorption	40 mg/kg (ppm)	☐
	SW846-7010	Graphite Furnace AA	0.3 mg/kg (ppm)	☐
	SW846-6010B or C	ICP-AES	2 mg/kg (ppm)	☐
Wastewater Unpreserved ☐ Preserved with HNO_3 pH < 2 ☐	SM3111B/SW846-7000B	Flame Atomic Absorption	0.4 mg/L (ppm)	☐
	EPA 200.9	Graphite Furnace AA	0.003 mg/L (ppm)	☐
	EPA 200.7	ICP-AES	0.020 mg/L (ppm)	☐
Drinking Water Unpreserved ☐ Preserved with HNO_3 pH < 2 ☐	EPA 200.9	Graphite Furnace AA	0.003 mg/L (ppm)	☐
	EPA 200.8	ICP-MS	0.001 mg/L (ppm)	☐
TSP/SPM Filter	40 CFR Part 50	ICP-AES	12 µg/filter	☐
	40 CFR Part 50	Graphite Furnace AA	3.6 µg/filter	☐
Other:				☐

Name of Sampler: Philip Hutter Signature of Sampler: Philip C Hutter

	Sample #	Location	Volume/Area	Date/Time Sampled
1	060617-PCH-38	Laundry Room Floor By Kitchen	12"x12"	6/6/17
2	060617-PCH-39	Living Room Floor By Hallway	12"x12"	↓
3	060617-PCH-40	Family Rm Floor By stairs	12"x12"	
4	060617-PCH-41	Family Rm Window Sill	6"x36"	
5	060617-PCH-42	Family Rm Floor By window	12"x12"	
6	060617-PCH-43	Blank	N/A	

Client Sample #'s: 38 - 43 Total # of Samples: 6

Relinquished (Client):	Philip C Hutter	Date:	6/6/17	Time:	
Received (Lab):	[illegible]	Date:	6/7/17	Time: 1015	EMSIN

Comments:

Tighe&Bond

APPENDIX E

PHOENIX
Environmental Laboratories, Inc.

Thursday, June 22, 2017

Attn: Phillip Hutter
Tighe & Bond
213 Court St, Suite 1100
Middletown, CT 06457

Project ID: 369 HUBBARD
Sample ID#s: BY37092 - BY37093

This laboratory is in compliance with the NELAC requirements of procedures used except where indicated.

This report contains results for the parameters tested, under the sampling conditions described on the Chain Of Custody, as received by the laboratory. This report is incomplete unless all pages indicated in the pagination at the bottom of the page are included.

A scanned version of the COC form accompanies the analytical report and is an exact duplicate of the original.

If you have any questions concerning this testing, please do not hesitate to contact Phoenix Client Services at ext. 200.

Sincerely yours,

Phyllis Shiller

Phyllis Shiller
Laboratory Director

NELAC - #NY11301
CT Lab Registration #PH-0618
MA Lab Registration #MA-CT-007
ME Lab Registration #CT-007
NH Lab Registration #213693-A,B

NJ Lab Registration #CT-003
NY Lab Registration #11301
PA Lab Registration #68-03530
RI Lab Registration #63
VT Lab Registration #VT11301

587 East Middle Turnpike, P.O. Box 370, Manchester, CT 06040
Telephone (860) 645-1102 Fax (860) 645-0823

PHOENIX

Environmental Laboratories, Inc.
587 East Middle Turnpike, P.O.Box 370, Manchester, CT 06045
Tel. (860) 645-1102 Fax (860) 645-0823

Analysis Report

June 22, 2017

FOR: Attn: Phillip Hutter
Tighe & Bond
213 Court St, Suite 1100
Middletown, CT 06457

Sample Information		Custody Information		Date	Time
Matrix:	DRINKING WATER	Collected by:	PH	06/09/17	
Location Code:	TIGHE	Received by:	DL	06/09/17	19:40
Rush Request:	Standard	Analyzed by:	see "By" below		
P.O.#:	12-5012-002				

Laboratory Data

SDG ID: GBY37092
Phoenix ID: BY37092

Project ID: 369 HUBBARD
Client ID: 060917-PCH-01

Parameter	Result	RL/ PQL	DIL	Units	AL	MCL	MCLG	Date/Time	By	Reference
Lead	< 0.0010	0.0010	1	mg/L	0.015			06/14/17	LK	E200.5
Total Metal Digestion	Completed							06/13/17		E200.5/E200.7

RL/PQL=Reporting/Practical Quantitation Level DIL=Dilution (analysis required diluting to evaluate) ND=Not Detected
BRL=Below Reporting Level (less than the reporting level, the lowest amount the laboratory can detect and report.)
AL = Action Level MCL = Maximum Contaminant Level MCLG = Maximum Contaminant Level Goal

Comments:

Maximum Contaminant Level (MCL) (Lower of): 40 CFR Part 141; CT Public Health Code 19-13-B102. The highest level of a contaminant that is allowed in drinking water. MCLs are enforceable standards.

Action Level (AL): 40 CFR Part 141.80.

Secondary DW Maximum Contaminant Level Goal (MCLG): (Lower of): 40 CFR Part 141; 40 CFR Part 143; CT Public Health Code 19-13-B102. The level of a contaminant in drinking water below which there is no known or expected risk to health. MCLGs are non-enforceable public health goals.

If there are any questions regarding this data, please call Phoenix Client Services at extension 200.
This report must not be reproduced except in full as defined by the attached chain of custody.

Phyllis Shiller

Phyllis Shiller, Laboratory Director
June 22, 2017
Reviewed and Released by: Greg Lawrence, Assistant Lab Director

PHOENIX

Environmental Laboratories, Inc.
587 East Middle Turnpike, P.O.Box 370, Manchester, CT 06045
Tel. (860) 645-1102 Fax (860) 645-0823

Analysis Report

June 22, 2017

FOR: Attn: Phillip Hutter
Tighe & Bond
213 Court St, Suite 1100
Middletown, CT 06457

Sample Information		Custody Information		Date	Time
Matrix:	DRINKING WATER	Collected by:	PH	06/09/17	
Location Code:	TIGHE	Received by:	DL	06/09/17	19:40
Rush Request:	Standard	Analyzed by:	see "By" below		
P.O.#:	12-5012-002				

Laboratory Data

SDG ID: GBY37092
Phoenix ID: BY37093

Project ID: 369 HUBBARD
Client ID: 060917-PCH-02

Parameter	Result	RL/ PQL	DIL	Units	AL	MCL	MCLG	Date/Time	By	Reference
Lead	< 0.0010	0.0010	1	mg/L	0.015			06/14/17	LK	E200.5
Total Metal Digestion	Completed							06/13/17		E200.5/E200.7

RL/PQL=Reporting/Practical Quantitation Level DIL=Dilution (analysis required diluting to evaluate) ND=Not Detected
BRL=Below Reporting Level (less than the reporting level, the lowest amount the laboratory can detect and report.)
AL = Action Level MCL = Maximum Contaminant Level MCLG = Maximum Contaminant Level Goal

Comments:

Maximum Contaminant Level (MCL) (Lower of): 40 CFR Part 141; CT Public Health Code 19-13-B102. The highest level of a contaminant that is allowed in drinking water. MCLs are enforceable standards.

Action Level (AL): 40 CFR Part 141.80.

Secondary DW Maximum Contaminant Level Goal (MCLG): (Lower of): 40 CFR Part 141; 40 CFR Part 143; CT Public Health Code 19-13-B102. The level of a contaminant in drinking water below which there is no known or expected risk to health. MCLGs are non-enforceable public health goals.

If there are any questions regarding this data, please call Phoenix Client Services at extension 200.
This report must not be reproduced except in full as defined by the attached chain of custody.

Phyllis Shiller

Phyllis Shiller, Laboratory Director
June 22, 2017
Reviewed and Released by: Greg Lawrence, Assistant Lab Director

PHOENIX

Environmental Laboratories, Inc.
587 East Middle Turnpike, P.O.Box 370, Manchester, CT 06045
Tel. (860) 645-1102 Fax (860) 645-0823

QA/QC Report

June 22, 2017

QA/QC Data

SDG I.D.: GBY37092

Parameter	Blank	Blk RL	Sample Result	Dup Result	Dup RPD	LCS %	LCSD %	LCS RPD	MS %	MSD %	MS RPD	% Rec Limits	% RPD Limits
QA/QC Batch 389877 (mg/L), QC Sample No: BY37092 (BY37092, BY37093)													
ICP Metals - Aqueous													
Lead	BRL	0.0010	<0.0010	<0.0010	NC	104			112			85 - 115	20
Comment:													
Additional: LCS acceptance range is 85-115% MS acceptance range 75-125%.													

If there are any questions regarding this data, please call Phoenix Client Services at extension 200.

RPD - Relative Percent Difference
LCS - Laboratory Control Sample
LCSD - Laboratory Control Sample Duplicate
MS - Matrix Spike
MS Dup - Matrix Spike Duplicate
NC - No Criteria
Intf - Interference

Phyllis Shiller

Phyllis Shiller, Laboratory Director
June 22, 2017

Thursday, June 22, 2017

Criteria: CT: DW

State: CT

Sample Criteria Exceedances Report

GBY37092 - TIGHE

SampNo	Acode	Phoenix Analyte	Criteria	Result	RL	Criteria	RL Criteria	Analysis Units

*** No Data to Display ***

Phoenix Laboratories does not assume responsibility for the data contained in this report. It is provided as an additional tool to identify requested criteria exceedences. All efforts are made to ensure the accuracy of the data (obtained from appropriate agencies). A lack of exceedence information does not necessarily suggest conformance to the criteria. It is ultimately the site professional's responsibility to determine appropriate compliance.

PHOENIX

Environmental Laboratories, Inc.
587 East Middle Turnpike, P.O.Box 370, Manchester, CT 06045
Tel. (860) 645-1102 Fax (860) 645-0823

ACCREDITED IN ACCORDANCE WITH nelac
NY # 11301

Analysis Comments

June 22, 2017 SDG I.D.: GBY37092

The following analysis comments are made regarding exceptions to criteria not already noted in the Analysis Report or QA/QC Report: None.

Cooler: Yes [X] No [ ]
Coolant: IPK [X] ICE [ ] No [ ]

CHAIN OF CUSTODY RECORD

Temp 10 °C Pg 1 of 1

PHOENIX Environmental Laboratories, Inc.

587 East Middle Turnpike, P.O. Box 370, Manchester, CT 06040
Email: info@phoenixlabs.com Fax (860) 645-0823
Client Services (860) 645-8726

Data Delivery:
[ ] Fax #:
[X] Email: pchutter@tighebond.com

Customer: Tighe and Bond
Address: 213 Court Street
Suite 1100
Middletown, CT 06457

Project: 369 Hubbard
Report to: Philip Hutter
Invoice to: Westfield
Phone #:
Fax #:

Project P.O: ~~[illegible]~~ 12-5015-002

This section MUST be completed with Bottle Quantities.

Client Sample - Information - Identification

Sampler's Signature: Philip C Hutter Date: 6/9/17

Matrix Code:
DW=Drinking Water GW=Ground Water SW=Surface Water WW=Waste Water
RW=Raw Water SE=Sediment SL=Sludge S=Soil SD=Solid W=Wipe
OIL=Oil B=Bulk L=Liquid

Analysis Request

PHOENIX USE ONLY SAMPLE #	Customer Sample Identification	Sample Matrix	Date Sampled	Time Sampled	EPA 200.8 Lead Drinking Water	Soil VOA Vials [ ] methanol [ ] H2O	GL Soil container ( ) oz ( ) oz	40 ml VOA Vial [ ] As is [ ] HCl	GL Amber 1000ml [✓] As is [ ] H2SO4	PL As is [ ] 250ml [ ] 500ml [ ] 1000ml	PL H2SO4 [ ] 250ml [ ] 250ml [ ] 500ml	PL HNO3 250ml	PL NaOH 250ml	Bacteria (as is)	Bacteria (w/thio)
37092	060917-PCH-01	DW	6/9/17		X				1						
37093	060917-PCH-02	DW	6/9/17		X				1						

Relinquished by:	Accepted by:	Date:	Time:
Philip C Hutter	T&B Refery Within Champagne	6/9/17	1015
Within Champagne	[signature]	6-9-17	19:40

Comments, Special Requirements or Regulations:

Turnaround:
[ ] 1 Day*
[ ] 2 Days*
[ ] 3 Days*
[✓] Standard
[ ] Other
* SURCHARGE APPLIES

RI
[ ] Direct Exposure (Residential)
[ ] GW
[ ] Other

CT
[ ] RCP Cert
[ ] GW Protection
[ ] SW Protection
[ ] GA Mobility
[ ] GB Mobility
[ ] Residential DEC
[ ] I/C DEC
[ ] Other

MA
[ ] MCP Certification
[ ] GW-1
[ ] GW-2
[ ] GW-3
[ ] S-1
[ ] S-2
[ ] S-3
[ ] MWRA eSMART
[ ] Other

Data Format
[ ] Excel
[ ] PDF
[ ] GIS/Key
[ ] EQuIS
[ ] Other

Data Package
[ ] Tier II Checklist
[ ] Full Data Package*
[ ] Phoenix Std Report
[ ] Other
* SURCHARGE APPLIES

State where samples were collected: CT

Tighe&Bond

APPENDIX F

PC1706130109

RTCA RADON TESTING CORPORATION OF AMERICA

Site Radon Inspection Report

Date : 06/13/2017

Kevin McCarthy
TIGHE & BOND
213 Court Street
Suite 1100
Middletown, CT 06457-

Client: Unknown
Test Location: 369 Hubbard Road
Higganum, CT 06441-

Individual Canister Results

Canister ID# :	2565183	Test Start :	06/06/2017 @ 10:06
Canister Type :	Charcoal Canister 3 inch	Test Stop :	06/09/2017 @ 09:55
Location :	Basement-Den	Received:	06/13/2017 @ 14:10
Radon Level :	1.4 pCi/L	Analyzed:	06/14/2017 @ 18:28
Error for Measurement is: ±	0.4 pCi/L		

Canister ID# :	2565184	Test Start :	06/06/2017 @ 10:06
Canister Type :	Charcoal Canister 3 inch	Test Stop :	06/09/2017 @ 09:55
Location :	Basement- Den	Received:	06/13/2017 @ 14:10
Radon Level :	1.6 pCi/L	Analyzed:	06/14/2017 @ 18:28
Error for Measurement is: ±	0.5 pCi/L		

Canister ID# :	2565198	Test Start :	06/06/2017 @ 10:06
Canister Type :	Charcoal Canister 3 inch	Test Stop :	06/09/2017 @ 09:55
Location :	BLANK -Den	Received:	06/13/2017 @ 14:10
Radon Level :	0.1 pCi/L	Analyzed:	06/14/2017 @ 18:28
Error for Measurement is: ±	0.2 pCi/L		

The reported results indicate that radon levels in the building tested are below the United States Environmental Protection Agency (EPA) action level of 4.0 picoCuries per liter of air (pCi/L). The EPA recommends retesting if your living patterns change and you begin occupying a lower level of the building, such as a basement or if major remodeling is done.

General radon information may be obtained by consulting the EPA booklet: A Citizen's Guide to Radon (www.epa.gov/radon/pubs/citguide.html). To request a copy or for further information, please contact your state health department. The EPA maintains a radon information website, including copies of its publications, at www.epa.gov/iaq/radon.

For New Jersey clients: Please see the attached guidance document entitled Radon Testing and Mitigation: The Basics for further information.

For New York clients: If the radon level of one or more testing devices is equal to or exceeds 20 pCi/L please contact the New York State Department of Health, Bureau of Environmental Radiation Protection, for technical advice and assistance at 518-402-7556 or toll free 1-800-458-1158.

National Radon Safety Board NRSB Certified Radon Professionals

Andreas C. George
Radon Measurement Specialist
NJ MES 11089

Dante Galan
Laboratory Director

NRSB ARL0001
NYS ELAP ID: 10806
PADEP ID: 0346
NJDEP ID: NY933
NJ MEB 90036
FL DOH RB1609
IL RNL2000201

(914)345-3380
FAX (914)345-8546

2 Hayes Street, Elmsford, NY 10523
www.rtca.com

RTCA RADON TESTING CORPORATION OF AMERICA

PC1706130109

Site Radon Inspection Report

Date : 06/13/2017

Kevin McCarthy
TIGHE & BOND
213 Court Street
Suite 1100
Middletown, CT 06457-

Client: Unknown
Test Location: 369 Hubbard Road
Higganum, CT 06441-
Individual Canister Results

PLEDGE OF ASSURED QUALITY

All procedures used for generating this report are in complete accordance with the current EPA protocols for the analysis of radon in air (EPA 402-R-92-004). The analytical results relate only to the samples tested, in the condition received by the lab, and that calculations were based upon the information supplied by client. RTCA and its personnel do not assume responsibility or liability, collectively and individually, for analysis results when detectors have been improperly handled or placed by the consumer, nor does RTCA and its personnel accept responsibility for any financial or health consequences of subsequent action or lack of action, taken by the customer or it's consultants based on RTCA-provided results.

National Radon Safety Board NRSB Certified Radon Professionals

Andreas C. George
Radon Measurement Specialist
NJ MES 11089

Dante Galan
Laboratory Director

NRSB ARL0001
NYS ELAP ID: 10806
PADEP ID: 0346
NJDEP ID: NY933
NJ MEB 90036
FL DOH RB1609
IL RNL2000201

(914)345-3380
FAX (914)345-8546

2 Hayes Street, Elmsford, NY 10523
www.rtca.com