

Regulatory Signs




STOP



YIELD



DO NOT ENTER



NO LEFT TURN



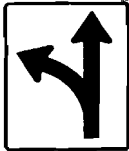
NO RIGHT TURN



NO U TURN



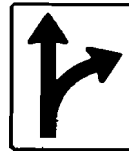
LEFT TURN ONLY



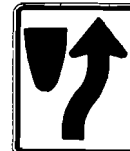
LEFT OR THROUGH



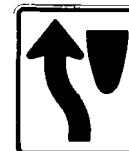
RIGHT TURN ONLY



RIGHT OR THROUGH



KEEP RIGHT



KEEP LEFT



NO TRUCKS



2-WAY LEFT TURN LANE



NO BICYCLES



NO PARKING



RESTRICTED LANE



NO PEDESTRIANS




NO HITCHHIKING



RESERVED PARKING FOR HANDICAPPED



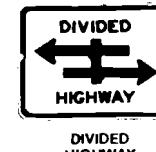
TOW AWAY ZONE



TRUCK WEIGHT LIMIT



ONE WAY TRAFFIC



DIVIDED HIGHWAY

Miscellaneous Signs



BUS STOP



DETOUR



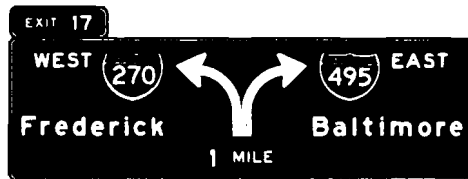
PUBLIC PARKING



HIKING TRAIL



HILL (BICYCLE)



DIAGRAMMATIC



RAILROAD ADVANCE CROSSING



NO PASSING ZONE



MUST EXIT LANE



RAILROAD CROSSING

Warning Signs



RIGHT
TURN



LEFT
TURN



RIGHT
CURVE



LEFT
CURVE



RIGHT
REVERSE
TURN



LEFT
REVERSE
TURN



RIGHT
REVERSE
CURVE



LEFT
REVERSE
CURVE




WINDING
ROAD (RIGHT)



WINDING
ROAD (LEFT)



SHARP
CURVE TO
LEFT



ROADWAY
ALIGNMENT



CROSS
ROAD



SIDE
ROAD
(LEFT)




SIDE
ROAD
(RIGHT)



SIDE
ROAD
(LEFT ANGLE)



Y
INTERSECTION



T
INTERSECTION




LOW
SHOULDER



STOP
AHEAD



YIELD
AHEAD




SIGNAL
AHEAD



MERGING
TRAFFIC
(FROM RIGHT)




ADDED LANE
(FROM RIGHT)



TWO WAY
TRAFFIC



FIRE
STATION



ROAD
NARROWS
(FROM RIGHT)



HILL



WORKERS
AHEAD



DIVIDED
HIGHWAY



DIVIDED
HIGHWAY
ENDS



SLIPPERY
WHEN WET



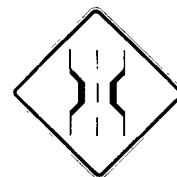
HANDICAPPED
CROSSING




PLAYGROUND



LOW
VERTICLE
CLEARANCE



NARROW
BRIDGE



PAVEMENT
ENDS



TRUCK
CROSSING



FLAGGER
AHEAD



SNOWMOBILE
CROSSING



EQUESTRIAN
CROSSING



FARM
MACHINERY
CROSSING



CATTLE
CROSSING



DEER
CROSSING



PEDESTRIAN
CROSSING



BIKE
CROSSING



SCHOOL
ZONE



SCHOOL
CROSSING