

Provider Activity

Monthly Trend	Measure	Actual	1 Yr Ago	Variance %
	Unique Clients	19	4	375%
	Admits	4	4	0%
	Discharges			
	Service Hours		-	
	Bed Days	3,369	136	2377%

▲ > 10% Over 1 Yr Ago ▼ > 10% Under 1Yr Ago

Clients by Level of Care

Program Type	Level of Care Type	#	%
Mental Health	Inpatient Services	19	100.0%

Client Demographics

Age	#	%	State Avg
18-25	1	5%	9%
26-34	5	26%	20%
35-44	4	21%	24%
45-54	2	11%	18%
55-64	6	32% ▲	20%
65+	1	5%	9%

Ethnicity	#	%	State Avg
Non-Hispanic	17	89% ▲	69%
Hispanic-Other	2	11%	8%
Hispanic-Cuban			0%
Hispanic-Mexican			1%
Hisp-Puerto Rican			11% ▼
Unknown			11% ▼

Gender	#	%	State Avg
Male	11	58%	58%
Female	8	42%	42%
Transgender			0%

Race	#	%	State Avg
White/Caucasian	15	79% ▲	62%
Black/African American	2	11%	17%
Other	2	11%	13%
Am. Indian/Native Alaskan			1%
Asian			1%
Multiple Races			1%
Hawaiian/Other Pacific Islander			0%
Unknown			6%

■ Unique Clients | State Avg ▲ > 10% Over State Avg ▼ > 10% Under State Avg

Survey Data Not Available

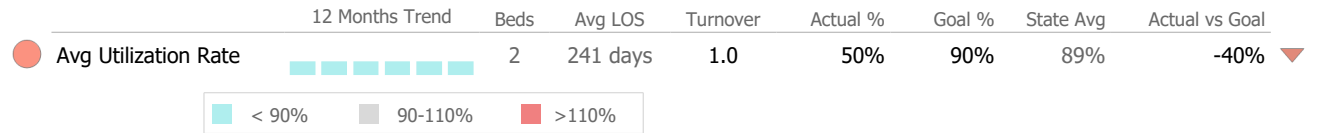
Program Activity

Measure	Actual	1 Yr Ago	Variance %
Unique Clients	1		
Admits	-	-	
Discharges	-	-	
Bed Days	184	-	

Discharge Outcomes

	Actual % vs Goal %	Actual	Actual %	Goal %	State Avg	Actual vs Goal
Treatment Completed Successfully		N/A	N/A	95%	74%	N/A
No Re-admit within 30 Days of Discharge		N/A	N/A	85%	94%	N/A
Follow-up within 30 Days of Discharge		N/A	N/A	90%	62%	N/A

Bed Utilization



Data Submitted to DMHAS by Month

	Jul	Aug	Sep	Oct	Nov	Dec	% Months Submitted
Admissions							0%
Discharges							0%

1 or more Records Submitted to DMHAS

▲ > 10% Over
 ▼ < 10% Under




Actual
 |
 Goal
 ✓ Goal Met
 ● Below Goal

* State Avg based on 11 Active Acute Psychiatric Programs

Program Activity


Measure	Actual	1 Yr Ago	Variance %
Unique Clients	0		
Admits	-	-	
Discharges	-	-	

Data Submission Quality

Data Entry	Actual	State Avg
Valid NOMS Data		N/A
Valid TEDS Data		N/A
On-Time Periodic		
6 Month Updates		N/A

Data Submitted to DMHAS by Month

	Jul	Aug	Sep	Oct	Nov	Dec	% Months Submitted
Admissions							0%
Discharges							0%

 1 or more Records Submitted to DMHAS

 > 10% Over  < 10% Under

 Actual |  Goal  Goal Met  Below Goal

* State Avg based on 0 Active Observation Bed Programs

Variances in data may be indicative of operational adjustments related to the pandemic.

Program Activity

Measure	Actual	1 Yr Ago	Variance %
Unique Clients	19	4	375% ▲
Admits	4	4	0%
Discharges	-	-	
Bed Days	3,185	136	2242% ▲

Data Submission Quality

Data Entry	Actual	State Avg
Valid NOMS Data	N/A	NaN
On-Time Periodic	Actual	State Avg
✓ 6 Month Updates	0%	0%
Diagnosis	Actual	State Avg
✓ Valid Axis I Diagnosis	100%	100%

Discharge Outcomes

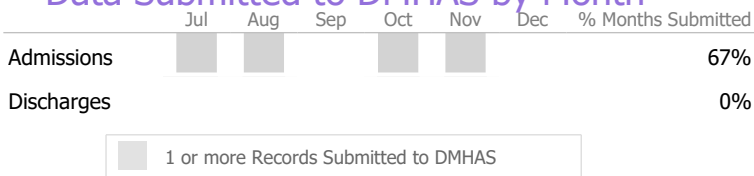
Measure	Actual % vs Goal %	Actual	Actual %	Goal %	State Avg	Actual vs Goal
Treatment Completed Successfully		N/A	N/A	95%	100%	N/A
No Re-admit within 30 Days of Discharge		N/A	N/A	85%	100%	N/A
Follow-up within 30 Days of Discharge		N/A	N/A	90%	56%	N/A

Bed Utilization

12 Months Trend	Beds	Avg LOS	Turnover	Actual %	Goal %	State Avg	Actual vs Goal
✓ Avg Utilization Rate	3	296 days	0.1	577%	90%	196%	487%

■ < 90%
 ■ 90-110%
 ■ > 110%

Data Submitted to DMHAS by Month



* State Avg based on 2 Active Acute Pyschiatric - Intermediate Programs

Variances in data may be indicative of operational adjustments related to the pandemic.