

### Provider Activity

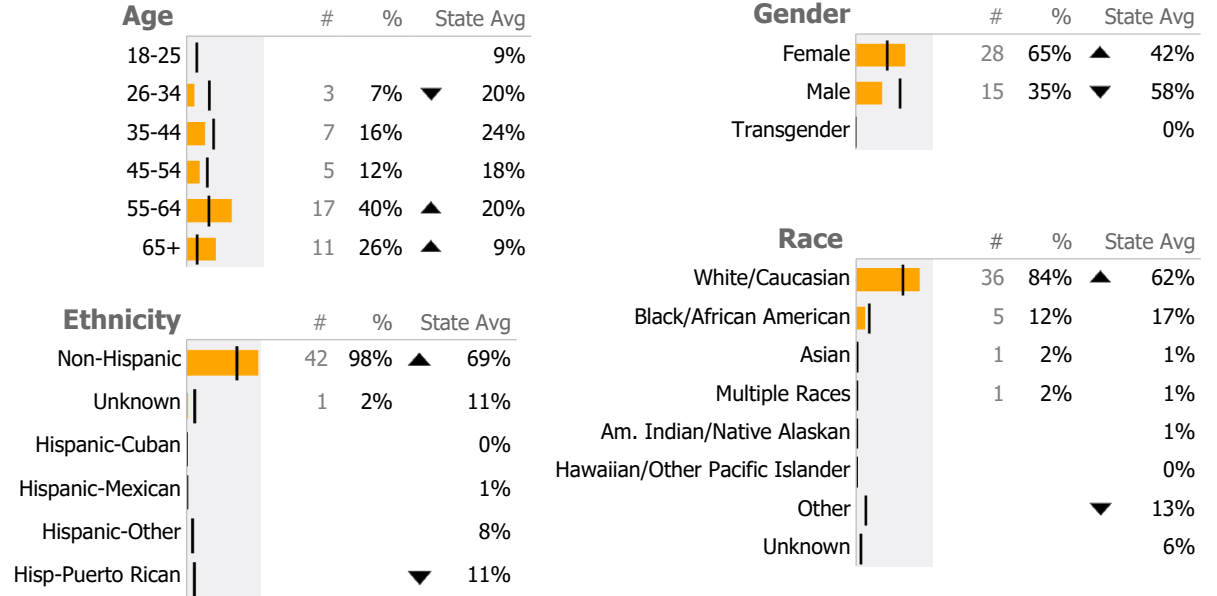
Monthly Trend	Measure	Actual	1 Yr Ago	Variance %
	Unique Clients	43	41	5%
	Admits	1		
	Discharges	1		
	Service Hours	-		
	S.Rehab/PHP/IOP	709	685	4%

▲ > 10% Over 1 Yr Ago    ▼ > 10% Under 1Yr Ago

### Clients by Level of Care

Program Type	Level of Care Type	#	%
<b>Mental Health</b>	Social Rehabilitation	43	100.0%

### Client Demographics



Unique Clients | State Avg    ▲ > 10% Over State Avg    ▼ > 10% Under State Avg

Survey Data Not Available

## Arts for Mental Health

Artreach Inc.

Mental Health - Social Rehabilitation - Social Rehabilitation

Connecticut Dept of Mental Health and Addiction Services

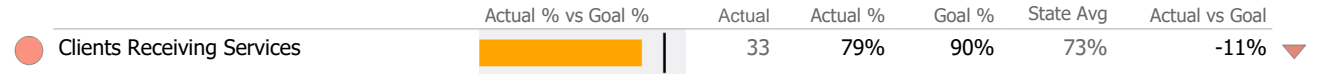
Program Quality Dashboard

Reporting Period: July 2022 - December 2022 (Data as of Mar 20, 2023)

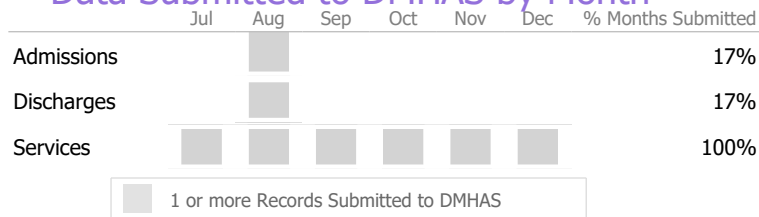
### Program Activity

Measure	Actual	1 Yr Ago	Variance %
Unique Clients	43	41	5%
Admits	1	-	
Discharges	1	-	
Service Hours	-	-	
Social Rehab/PHP/IOP Days	709	685	4%

### Service Utilization



### Data Submitted to DMHAS by Month



> 10% Over < 10% Under

Actual Goal Goal Met Below Goal

\* State Avg based on 33 Active Social Rehabilitation Programs

Variances in data may be indicative of operational adjustments related to the pandemic.