

Provider Activity

Monthly Trend	Measure	Actual	1 Yr Ago	Variance %
	Unique Clients	297	299	-1%
	Admits	49	107	-54% ▼
	Discharges	110	89	24% ▲
	Service Hours	191	453	-58% ▼

▲ > 10% Over 1 Yr Ago ▼ > 10% Under 1Yr Ago

Clients by Level of Care

Program Type	Level of Care Type	#	%
Other	Other	157	52.9%
	Case Management	140	47.1%

Client Demographics

Age	#	%	State Avg
18-25	17	6%	10%
26-34	40	14%	22%
35-44	71	24%	23%
45-54	69	24%	19%
55-64	72	25%	19%
65+	22	8%	8%

Gender	#	%	State Avg
Female	148	50%	41%
Male	148	50%	59%
Transgender			0%

Ethnicity	#	%	State Avg
Hisp-Puerto Rican	109	37% ▲	11%
Hispanic-Other	99	33% ▲	8%
Non-Hispanic	80	27% ▼	68%
Unknown	7	2%	12%
Hispanic-Cuban	1	0%	0%
Hispanic-Mexican	1	0%	1%

Race	#	%	State Avg
White/Caucasian	212	71%	62%
Black/African American	45	15%	17%
Other	33	11%	13%
Unknown	6	2%	6%
Am. Indian/Native Alaskan	1	0%	0%
Asian			1%
Multiple Races			1%
Hawaiian/Other Pacific Islander			0%

Unique Clients | State Avg ▲ > 10% Over State Avg ▼ > 10% Under State Avg

Survey Data Not Available

Program Activity

Measure	Actual	1 Yr Ago	Variance %
Unique Clients	157	133	18% ▲
Admits	22	49	-55% ▼
Discharges	25	14	79% ▲
Service Hours	180	123	46% ▲

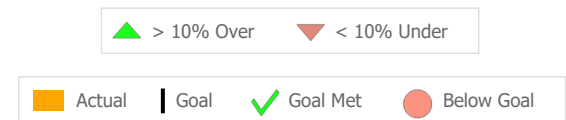
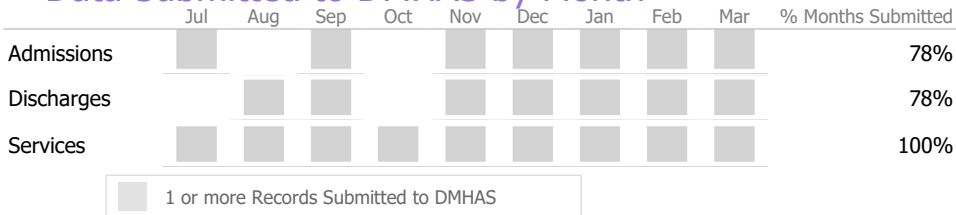
Data Submission Quality

Data Entry Actual State Avg

Co-occurring	Actual	State Avg
MH Screen Complete	0%	78%
SA Screen Complete	70%	87%

Diagnosis	Actual	State Avg
✓ Valid Axis I Diagnosis	100%	94%

Data Submitted to DMHAS by Month



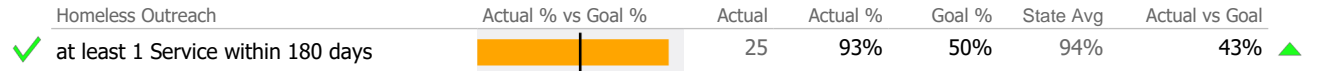
* State Avg based on 6 Active Integrated Primary Care Programs

Variations in data may be indicative of operational adjustments related to the pandemic.

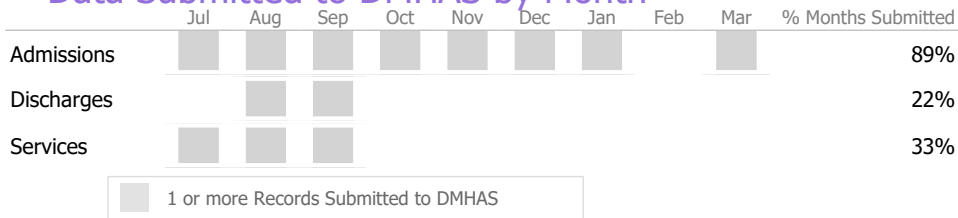
Program Activity

Measure	Actual	1 Yr Ago	Variance %
Unique Clients	140	166	-16% ▼
Admits	27	58	-53% ▼
Discharges	85	75	13% ▲
Service Hours	11	330	-97% ▼

Service Engagement



Data Submitted to DMHAS by Month



▲ > 10% Over ▼ < 10% Under

■ Actual | Goal ✓ Goal Met ● Below Goal

* State Avg based on 48 Active Outreach & Engagement Programs

Variances in data may be indicative of operational adjustments related to the pandemic.