

Provider Activity

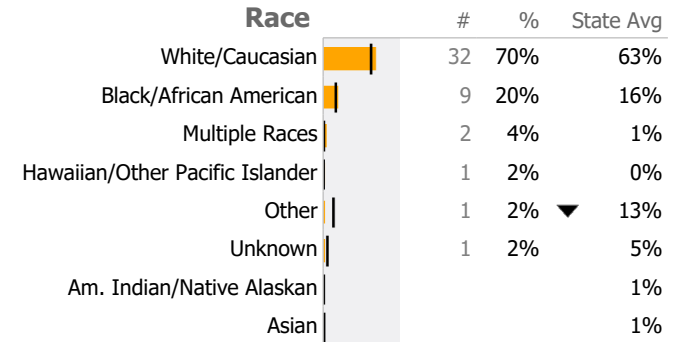

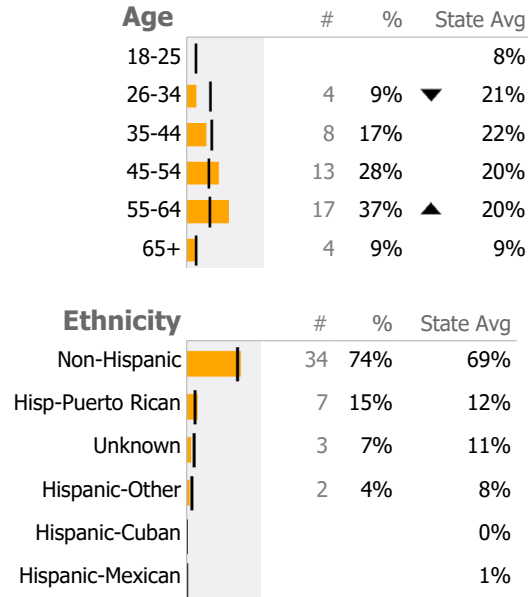
Monthly Trend	Measure	Actual	1 Yr Ago	Variance %
↘	Unique Clients	46	43	7%
	Admits	1	8	-88% ▼
	Discharges	1	1	0%
↘	Service Hours	178	84	111% ▲

▲ > 10% Over 1 Yr Ago ▼ > 10% Under 1Yr Ago

Clients by Level of Care

Program Type	Level of Care Type	#	%
Mental Health	Case Management	46	100.0%

Client Demographics



Unique Clients | State Avg ▲ > 10% Over State Avg ▼ > 10% Under State Avg

Survey Data Not Available

Next Step Dev Fair St126550

Homes with Hope (formerly Interfaith Housing)

Mental Health - Case Management - Supportive Housing – Development

Connecticut Dept of Mental Health and Addiction Services

Program Quality Dashboard

Reporting Period: July 2020 - September 2020 (Data as of Feb 01, 2021)

Program Activity

Measure	Actual	1 Yr Ago	Variance %
Unique Clients	11	10	10%
Admits	1	-	
Discharges	1	-	
Service Hours	35	14	145% ▲

Recovery

National Recovery Measures (NOMS)	Actual % vs Goal %	Actual	Actual %	Goal %	State Avg	Actual vs Goal
✓ Stable Living Situation		10	91%	85%	93%	6%

Service Utilization

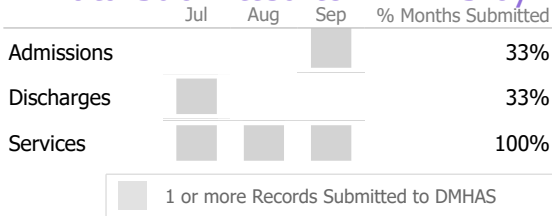
	Actual % vs Goal %	Actual	Actual %	Goal %	State Avg	Actual vs Goal
✓ Clients Receiving Services		10	100%	90%	96%	10%

Data Submission Quality

Data Entry	Actual	State Avg
✓ Valid NOMS Data		99%

On-Time Periodic	Actual	State Avg
● 6 Month Updates		90%

Data Submitted to DMHAS by Month



▲ > 10% Over ▼ < 10% Under

Actual | Goal Goal Met Below Goal

* State Avg based on 66 Active Supportive Housing – Development Programs

Variations in data may be indicative of operational adjustments related to the pandemic.

Program Activity

Measure	Actual	1 Yr Ago	Variance %
Unique Clients	11	11	0%
Admits	-	-	
Discharges	-	-	
Service Hours	47	19	152% ▲

Recovery

National Recovery Measures (NOMS)	Actual % vs Goal %	Actual	Actual %	Goal %	State Avg	Actual vs Goal
✓ Stable Living Situation		11	100%	85%	93%	15% ▲

Service Utilization

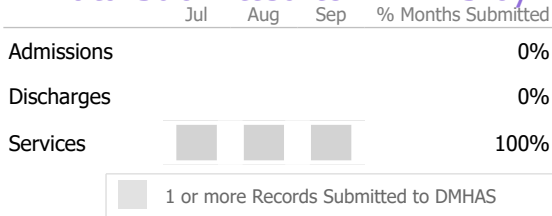
	Actual % vs Goal %	Actual	Actual %	Goal %	State Avg	Actual vs Goal
✓ Clients Receiving Services		11	100%	90%	96%	10%

Data Submission Quality

Data Entry	Actual	State Avg
Valid NOMS Data		99%

On-Time Periodic	Actual	State Avg
✓ 6 Month Updates		90%

Data Submitted to DMHAS by Month



* State Avg based on 66 Active Supportive Housing – Development Programs

Program Activity

Measure	Actual	1 Yr Ago	Variance %
Unique Clients	6	6	0%
Admits	-	-	
Discharges	-	-	
Service Hours	14	9	56% ▲

Recovery

National Recovery Measures (NOMS)	Actual % vs Goal %	Actual	Actual %	Goal %	State Avg	Actual vs Goal
✓ Stable Living Situation		6	100%	85%	93%	15% ▲

Service Utilization

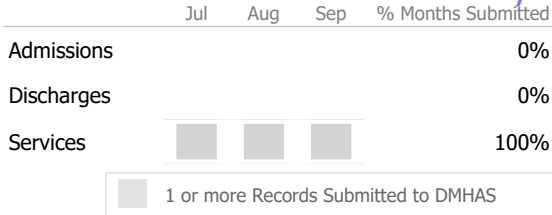
	Actual % vs Goal %	Actual	Actual %	Goal %	State Avg	Actual vs Goal
✓ Clients Receiving Services		6	100%	90%	96%	10%

Data Submission Quality

Data Entry	Actual	State Avg
✓ Valid NOMS Data		99%

On-Time Periodic	Actual	State Avg
✓ 6 Month Updates		90%

Data Submitted to DMHAS by Month



▲ > 10% Over ▼ < 10% Under

* State Avg based on 66 Active Supportive Housing – Development Programs

Permanent Supportive Housing

Homes with Hope (formerly Interfaith Housing)

Mental Health - Case Management - Supportive Housing – Scattered Site

Program Activity

Measure	Actual	1 Yr Ago	Variance %
Unique Clients	18	17	6%
Admits	-	8	-100% ▼
Discharges	-	1	-100% ▼
Service Hours	81	42	93% ▲

Recovery

National Recovery Measures (NOMS)	Actual % vs Goal %	Actual	Actual %	Goal %	State Avg	Actual vs Goal
✓ Stable Living Situation		17	94%	85%	88%	9%

Service Utilization

	Actual % vs Goal %	Actual	Actual %	Goal %	State Avg	Actual vs Goal
✓ Clients Receiving Services		18	100%	90%	92%	10%

Data Submission Quality

Data Entry	Actual	State Avg
✓ Valid NOMS Data		96%

On-Time Periodic	Actual	State Avg
✓ 6 Month Updates		87%

Data Submitted to DMHAS by Month

	Jul	Aug	Sep	% Months Submitted
Admissions				0%
Discharges				0%
Services				100%

1 or more Records Submitted to DMHAS

▲ > 10% Over ▼ < 10% Under

Actual | Goal Goal Met Below Goal

* State Avg based on 101 Active Supportive Housing – Scattered Site Programs

Variations in data may be indicative of operational adjustments related to the pandemic.