

Provider Activity

Monthly Trend	Measure	Actual	1 Yr Ago	Variance %
	Unique Clients	1,216	1,376	-12% ▼
	Admits	760	1,052	-28% ▼
	Discharges	731	1,050	-30% ▼
	Service Hours	-	-	-

▲ > 10% Over 1 Yr Ago ▼ > 10% Under 1Yr Ago

Clients by Level of Care

Program Type	Level of Care Type	#	%
Forensic MH			
	Forensics Community-based	1,216	100.0%

Client Demographics

Age	#	%	State Avg
18-25	129	11%	11%
26-34	358	29%	23%
35-44	266	22%	22%
45-54	207	17%	20%
55-64	164	14%	18%
65+	90	7%	6%

Ethnicity	#	%	State Avg
Non-Hispanic	530	44%	69%
Unknown	529	44%	11%
Hispanic-Other	80	7%	8%
Hisp-Puerto Rican	74	6%	11%
Hispanic-Mexican	2	0%	1%
Hispanic-Cuban	1	0%	0%

Gender	#	%	State Avg
Male	989	81%	60%
Female	227	19%	40%
Transgender			0%

Race	#	%	State Avg
White/Caucasian	424	39%	62%
Black/African American	277	26%	17%
Unknown	275	26%	6%
Other	80	7%	13%
Asian	9	1%	1%
Am. Indian/Native Alaskan	8	1%	1%
Multiple Races	5	0%	1%
Hawaiian/Other Pacific Islander			0%

Unique Clients | State Avg ▲ > 10% Over State Avg ▼ > 10% Under State Avg

Survey Data Not Available

OFE - Bridgeport

Office of Forensic Evaluation

Forensic MH - Forensics Community-based - Office of Forensic Evaluation

Connecticut Dept of Mental Health and Addiction Services

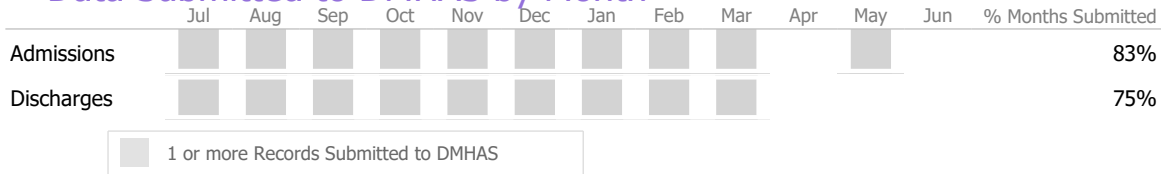
Program Quality Dashboard

Reporting Period: July 2019 - June 2020 (Data as of Oct 19, 2020)

Program Activity

Measure	Actual	1 Yr Ago	Variance %
Unique Clients	252	302	-17% ▼
Admits	230	315	-27% ▼
Discharges	220	309	-29% ▼

Data Submitted to DMHAS by Month



▲ > 10% Over ▼ < 10% Under

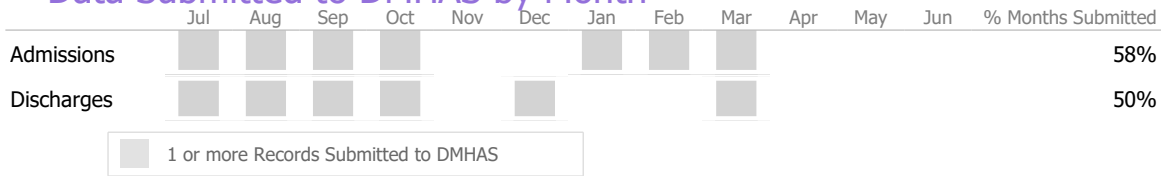
■ Actual | Goal ✓ Goal Met ● Below Goal

* State Avg based on 11 Active Office of Forensic Evaluation Programs

Program Activity

Measure	Actual	1 Yr Ago	Variance %
Unique Clients	15	15	0%
Admits	13	15	-13% ▼
Discharges	12	14	-14% ▼

Data Submitted to DMHAS by Month

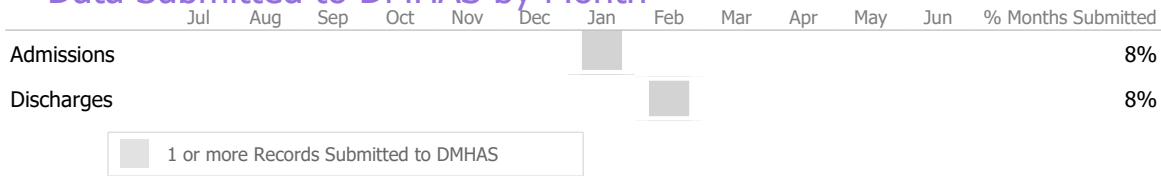


* State Avg based on 11 Active Office of Forensic Evaluation Programs

Program Activity

Measure	Actual	1 Yr Ago	Variance %
Unique Clients	1	1	0%
Admits	1	2	-50% ▼
Discharges	1	2	-50% ▼

Data Submitted to DMHAS by Month



▲ > 10% Over ▼ < 10% Under

■ Actual | Goal ✓ Goal Met ● Below Goal

* State Avg based on 11 Active Office of Forensic Evaluation Programs

Program Activity

Measure	Actual	1 Yr Ago	Variance %
Unique Clients	2	2	0%
Admits	-	-	
Discharges	-	-	

Data Submitted to DMHAS by Month

	Jul	Aug	Sep	Oct	Nov	Dec	Jan	Feb	Mar	Apr	May	Jun	% Months Submitted
Admissions													0%
Discharges													0%

■ 1 or more Records Submitted to DMHAS

▲ > 10% Over ▼ < 10% Under

■ Actual | Goal ✓ Goal Met ● Below Goal

* State Avg based on 11 Active Office of Forensic Evaluation Programs

OFE - Central Ops 3

Office of Forensic Evaluation

Forensic MH - Forensics Community-based - Office of Forensic Evaluation

Connecticut Dept of Mental Health and Addiction Services

Program Quality Dashboard

Reporting Period: July 2019 - June 2020 (Data as of Oct 19, 2020)

Program Activity

Measure	Actual	1 Yr Ago	Variance %
Unique Clients	0		
Admits	-	-	
Discharges	-	-	

Data Submitted to DMHAS by Month

	Jul	Aug	Sep	Oct	Nov	Dec	Jan	Feb	Mar	Apr	May	Jun	% Months Submitted
Admissions													0%
Discharges													0%

1 or more Records Submitted to DMHAS

▲ > 10% Over ▼ < 10% Under

Actual | Goal ✓ Goal Met ● Below Goal

* State Avg based on 11 Active Office of Forensic Evaluation Programs

Program Activity

Measure	Actual	1 Yr Ago	Variance %
Unique Clients	0		
Admits	-	-	
Discharges	-	-	

Data Submitted to DMHAS by Month

	Jul	Aug	Sep	Oct	Nov	Dec	Jan	Feb	Mar	Apr	May	Jun	% Months Submitted
Admissions													0%
Discharges													0%

1 or more Records Submitted to DMHAS

 > 10% Over  < 10% Under

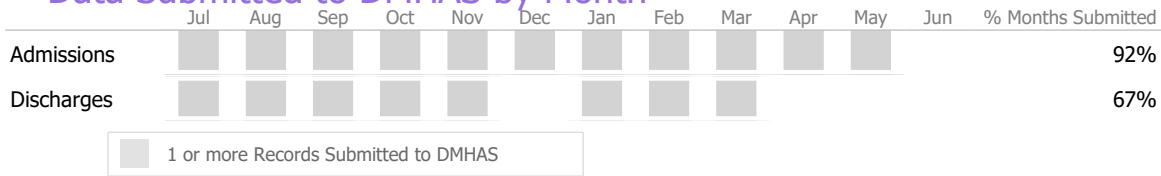
 Actual  Goal  Goal Met  Below Goal

* State Avg based on 11 Active Office of Forensic Evaluation Programs

Program Activity

Measure	Actual	1 Yr Ago	Variance %
Unique Clients	355	445	-20% ▼
Admits	235	322	-27% ▼
Discharges	228	336	-32% ▼

Data Submitted to DMHAS by Month

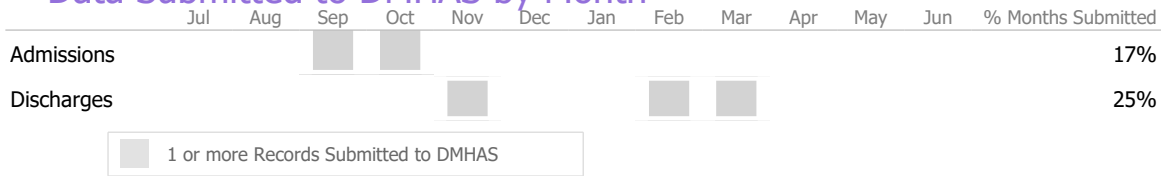


* State Avg based on 11 Active Office of Forensic Evaluation Programs

Program Activity

Measure	Actual	1 Yr Ago	Variance %
Unique Clients	8	18	-56% ▼
Admits	3	8	-63% ▼
Discharges	3	13	-77% ▼

Data Submitted to DMHAS by Month



* State Avg based on 11 Active Office of Forensic Evaluation Programs

Program Activity

Measure	Actual	1 Yr Ago	Variance %
Unique Clients	2	4	-50% ▼
Admits	-	1	-100% ▼
Discharges	-	2	-100% ▼

Data Submitted to DMHAS by Month

Jul Aug Sep Oct Nov Dec Jan Feb Mar Apr May Jun % Months Submitted

Admissions 0%

Discharges 0%

1 or more Records Submitted to DMHAS

▲ > 10% Over ▼ < 10% Under


Actual | Goal ✓ Goal Met ● Below Goal

* State Avg based on 11 Active Office of Forensic Evaluation Programs

Program Activity

Measure	Actual	1 Yr Ago	Variance %
Unique Clients	539	571	-6%
Admits	154	211	-27% ▼
Discharges	139	200	-31% ▼

Data Submitted to DMHAS by Month

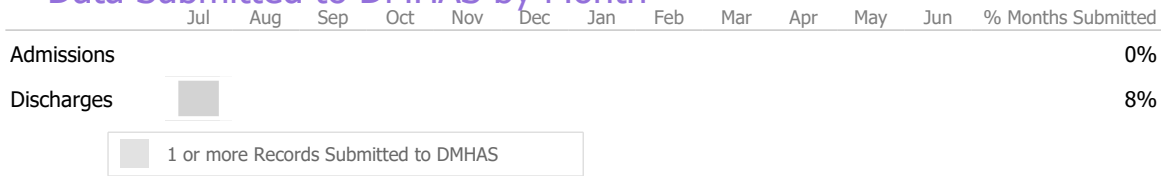


* State Avg based on 11 Active Office of Forensic Evaluation Programs

Program Activity

Measure	Actual	1 Yr Ago	Variance %
Unique Clients	1	1	0%
Admits	-	1	-100% ▼
Discharges	1	-	

Data Submitted to DMHAS by Month



* State Avg based on 11 Active Office of Forensic Evaluation Programs

Program Activity

Measure	Actual	1 Yr Ago	Variance %
Unique Clients	0		
Admits	-	-	
Discharges	-	-	

Data Submitted to DMHAS by Month

	Jul	Aug	Sep	Oct	Nov	Dec	Jan	Feb	Mar	Apr	May	Jun	% Months Submitted
Admissions													0%
Discharges													0%

1 or more Records Submitted to DMHAS

 > 10% Over  < 10% Under


 Actual  Goal  Goal Met  Below Goal

* State Avg based on 11 Active Office of Forensic Evaluation Programs

Program Activity

Measure	Actual	1 Yr Ago	Variance %
Unique Clients	142	178	-20% ▼
Admits	123	176	-30% ▼
Discharges	126	172	-27% ▼

Data Submitted to DMHAS by Month

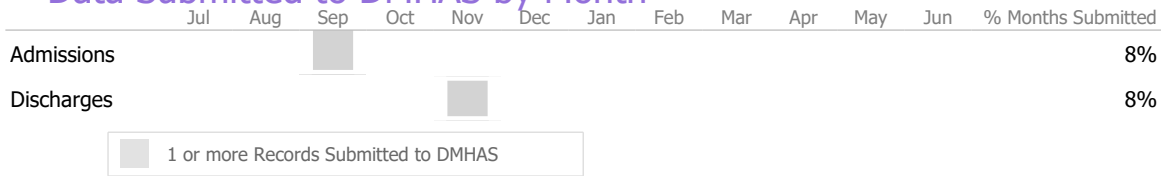


* State Avg based on 11 Active Office of Forensic Evaluation Programs

Program Activity

Measure	Actual	1 Yr Ago	Variance %
Unique Clients	1	2	-50% ▼
Admits	1	1	0%
Discharges	1	2	-50% ▼

Data Submitted to DMHAS by Month



▲ > 10% Over ▼ < 10% Under

■ Actual | Goal ✓ Goal Met ● Below Goal

* State Avg based on 11 Active Office of Forensic Evaluation Programs

OFE - Norwich 3

Office of Forensic Evaluation

Forensic MH - Forensics Community-based - Office of Forensic Evaluation

Connecticut Dept of Mental Health and Addiction Services

Program Quality Dashboard

Reporting Period: July 2019 - June 2020 (Data as of Oct 19, 2020)

Program Activity

Measure	Actual	1 Yr Ago	Variance %
Unique Clients	0		
Admits	-	-	
Discharges	-	-	

Data Submitted to DMHAS by Month

	Jul	Aug	Sep	Oct	Nov	Dec	Jan	Feb	Mar	Apr	May	Jun	% Months Submitted
Admissions													0%
Discharges													0%

1 or more Records Submitted to DMHAS

▲ > 10% Over ▼ < 10% Under

Actual | Goal ✓ Goal Met ● Below Goal

* State Avg based on 11 Active Office of Forensic Evaluation Programs