

Provider Activity

Monthly Trend	Measure	Actual	1 Yr Ago	Variance %	
	Unique Clients	48	35	37%	▲
	Admits	13	3	333%	
	Discharges	5	8	-38%	▼
	Service Hours	262	172	52%	▲

▲ > 10% Over 1 Yr Ago ▼ > 10% Under 1Yr Ago

Clients by Level of Care

Program Type	Level of Care Type	#	%
Mental Health	Case Management	48	100.0%

Client Demographics

	#	%	State Avg
Age			
18-25			▼ 11%
26-34	6	13%	▼ 23%
35-44	6	13%	22%
45-54	15	31%	▲ 20%
55-64	17	35%	▲ 18%
65+	4	8%	6%
Ethnicity			
Non-Hispanic	38	79%	70%
Hisp-Puerto Rican	5	10%	12%
Unknown	3	6%	10%
Hispanic-Other	2	4%	8%
Hispanic-Cuban			0%
Hispanic-Mexican			1%
Gender			
Male	26	54%	60%
Female	22	46%	40%
Transgender			0%
Race			
White/Caucasian	34	71%	62%
Black/African American	9	19%	17%
Multiple Races	2	4%	1%
Hawaiian/Other Pacific Islander	1	2%	0%
Other	1	2%	▼ 13%
Unknown	1	2%	5%
Am. Indian/Native Alaskan			1%
Asian			1%

Unique Clients | State Avg ▲ > 10% Over State Avg ▼ > 10% Under State Avg

Survey Data Not Available

Next Step Dev Fair St126550

Homes with Hope (formerly Interfaith Housing)

Mental Health - Case Management - Supportive Housing – Development

Connecticut Dept of Mental Health and Addiction Services

Program Quality Dashboard

Reporting Period: July 2019 - March 2020 (Data as of Jul 15, 2020)

Program Activity

Measure	Actual	1 Yr Ago	Variance %
Unique Clients	10	10	0%
Admits	-	2	-100% ▼
Discharges	-	-	
Service Hours	41	43	-5%

Recovery

National Recovery Measures (NOMS)	Actual % vs Goal %	Actual	Actual %	Goal %	State Avg	Actual vs Goal
Stable Living Situation		4	40%	85%	90%	-45% ▼

Service Utilization

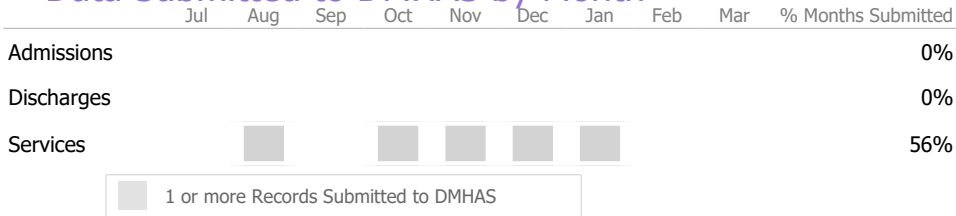
	Actual % vs Goal %	Actual	Actual %	Goal %	State Avg	Actual vs Goal
Clients Receiving Services		9	90%	90%	96%	0%

Data Submission Quality

Data Entry	Actual	State Avg
Valid NOMS Data		99%

On-Time Periodic	Actual	State Avg
6 Month Updates		83%

Data Submitted to DMHAS by Month



> 10% Over < 10% Under

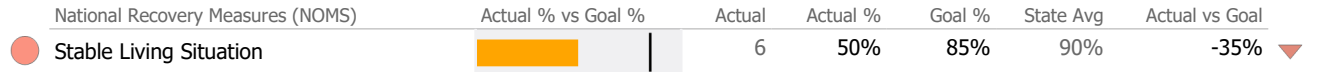
Actual Goal Goal Met Below Goal

* State Avg based on 66 Active Supportive Housing – Development Programs

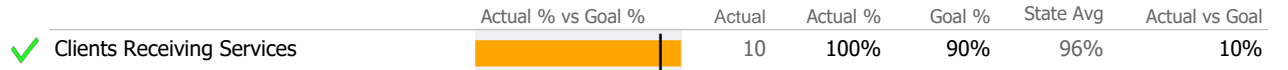
Program Activity

Measure	Actual	1 Yr Ago	Variance %
Unique Clients	12	13	-8%
Admits	1	1	0%
Discharges	2	2	0%
Service Hours	54	60	-9%

Recovery



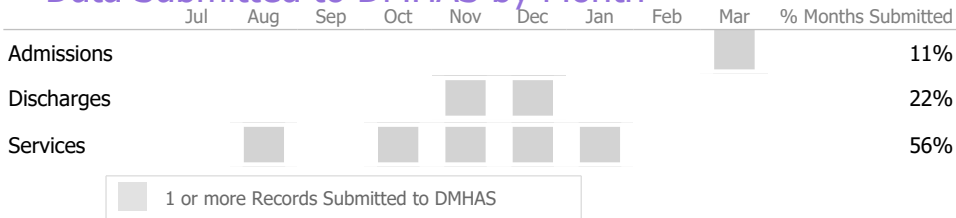
Service Utilization



Data Submission Quality



Data Submitted to DMHAS by Month



▲ > 10% Over ▼ < 10% Under

Actual | Goal ✓ Goal Met ● Below Goal

* State Avg based on 66 Active Supportive Housing – Development Programs

Program Activity

Measure	Actual	1 Yr Ago	Variance %
Unique Clients	6	12	-50% ▼
Admits	-	-	
Discharges	-	6	-100% ▼
Service Hours	22	65	-66% ▼

Recovery

National Recovery Measures (NOMS)	Actual % vs Goal %	Actual	Actual %	Goal %	State Avg	Actual vs Goal
✓ Stable Living Situation		6	100%	85%	90%	15% ▲

Service Utilization

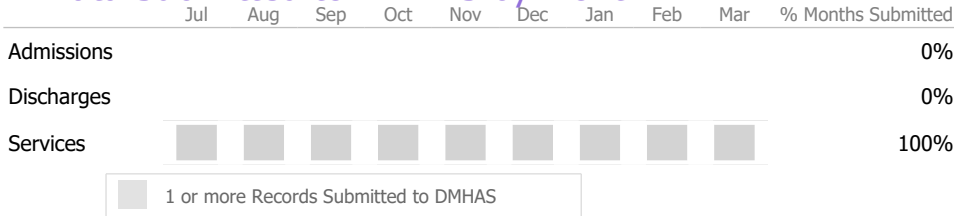
	Actual % vs Goal %	Actual	Actual %	Goal %	State Avg	Actual vs Goal
✓ Clients Receiving Services		6	100%	90%	96%	10%

Data Submission Quality

Data Entry	Actual	State Avg
✓ Valid NOMS Data		99%

On-Time Periodic	Actual	State Avg
✓ 6 Month Updates		83%

Data Submitted to DMHAS by Month



▲ > 10% Over ▼ < 10% Under

█ Actual | Goal ✓ Goal Met ● Below Goal

* State Avg based on 66 Active Supportive Housing – Development Programs

Permanent Supportive Housing

Homes with Hope (formerly Interfaith Housing)

Mental Health - Case Management - Supportive Housing – Scattered Site

Program Activity

Measure	Actual	1 Yr Ago	Variance %
Unique Clients	21	1	2000% ▲
Admits	12	-	
Discharges	3	-	
Service Hours	144	4	

Recovery

National Recovery Measures (NOMS)	Actual % vs Goal %	Actual	Actual %	Goal %	State Avg	Actual vs Goal
✓ Stable Living Situation		20	95%	85%	89%	10%

Service Utilization

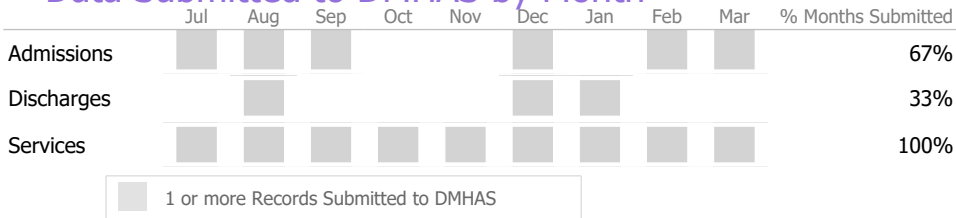
National Recovery Measures (NOMS)	Actual % vs Goal %	Actual	Actual %	Goal %	State Avg	Actual vs Goal
✓ Clients Receiving Services		18	100%	90%	96%	10%

Data Submission Quality

Data Entry	Actual	State Avg
✓ Valid NOMS Data		90%

On-Time Periodic	Actual	State Avg
✓ 6 Month Updates		91%

Data Submitted to DMHAS by Month



▲ > 10% Over ▼ < 10% Under

Actual | Goal ✓ Goal Met ● Below Goal

* State Avg based on 98 Active Supportive Housing – Scattered Site Programs