

Provider Activity


Monthly Trend	Measure	Actual	1 Yr Ago	Variance %
	Unique Clients	64	32	100% ▲
	Admits	23	33	-30% ▼
	Discharges	12	1	1100%
	Service Hours	231	-	

▲ > 10% Over 1 Yr Ago ▼ > 10% Under 1Yr Ago

Clients by Level of Care

Program Type	Level of Care Type	#	%
Addiction	Case Management	64	100.0%

Client Demographics



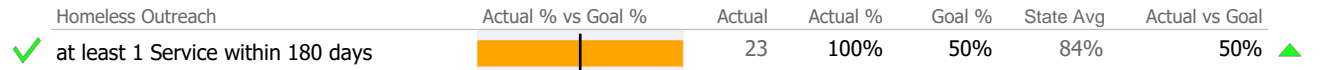
Unique Clients | State Avg ▲ > 10% Over State Avg ▼ > 10% Under State Avg

Survey Data Not Available

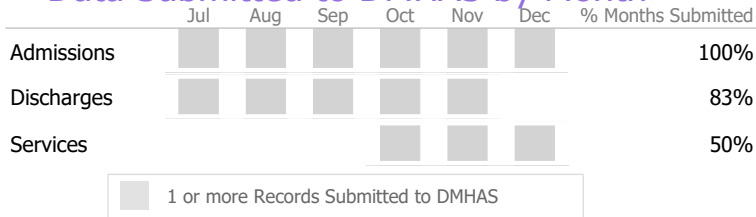
Program Activity

Measure	Actual	1 Yr Ago	Variance %
Unique Clients	64	32	100% ▲
Admits	23	33	-30% ▼
Discharges	12	1	1100% ▲
Service Hours	231	-	

Service Engagement



Data Submitted to DMHAS by Month



▲ > 10% Over ▼ < 10% Under

■ Actual | Goal ✓ Goal Met ● Below Goal

* State Avg based on 20 Active Outreach & Engagement Programs