

Provider Activity

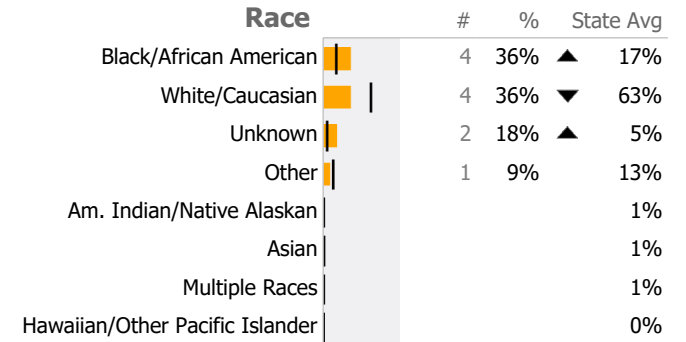


Monthly Trend	Measure	Actual	1 Yr Ago	Variance %
	Unique Clients	11	10	10%
	Admits		2	-100% ▼
	Discharges	3	7	-57% ▼
	Service Hours	97	217	-55% ▼

▲ > 10% Over 1 Yr Ago ▼ > 10% Under 1Yr Ago

Clients by Level of Care

Program Type	Level of Care Type	#	%
Mental Health	Case Management	11	100.0%

Client Demographics



Unique Clients | State Avg ▲ > 10% Over State Avg ▼ > 10% Under State Avg

Survey Data Not Available

Program Activity

Measure	Actual	1 Yr Ago	Variance %
Unique Clients	11	10	10%
Admits	-	2	-100% ▼
Discharges	3	1	200% ▲
Service Hours	97	217	-55% ▼

Data Submission Quality

Data Entry	Actual	State Avg
Valid NOMS Data	93%	93%
On-Time Periodic	Actual	State Avg
6 Month Updates	0%	65%

Discharge Outcomes

	Actual % vs Goal %	Actual	Actual %	Goal %	State Avg	Actual vs Goal
Treatment Completed Successfully		0	0%	50%	55%	-50% ▼

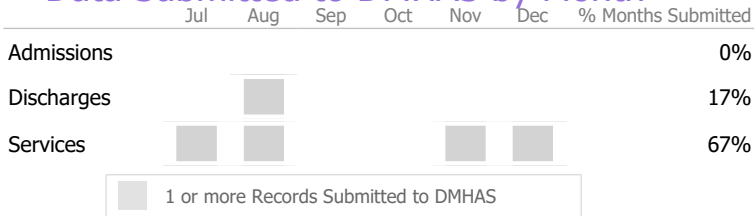
Recovery

National Recovery Measures (NOMS)	Actual % vs Goal %	Actual	Actual %	Goal %	State Avg	Actual vs Goal
Social Support		10	91%	60%	69%	31% ▲
Stable Living Situation		11	100%	80%	76%	20% ▲
Employed		1	9%	20%	13%	-11% ▼

Service Utilization

	Actual % vs Goal %	Actual	Actual %	Goal %	State Avg	Actual vs Goal
Clients Receiving Services		8	100%	90%	81%	10%

Data Submitted to DMHAS by Month



▲ > 10% Over ▼ < 10% Under

Actual | Goal ✓ Goal Met ● Below Goal

* State Avg based on 24 Active Standard Case Management Programs