

Provider Activity

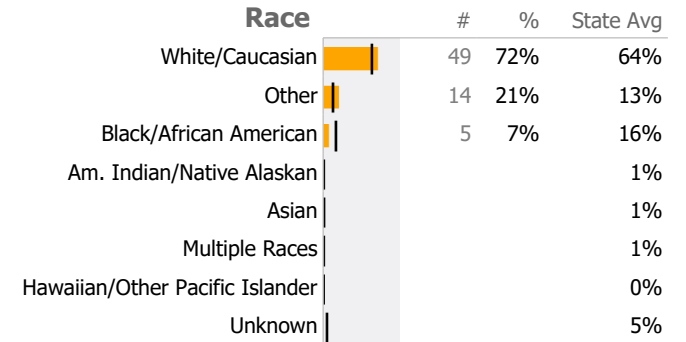
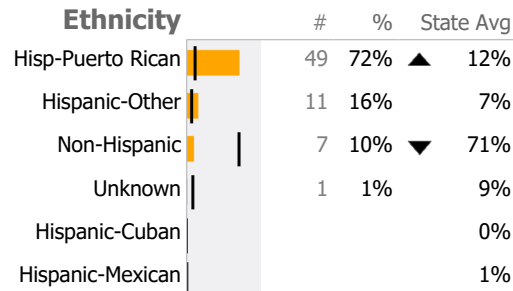

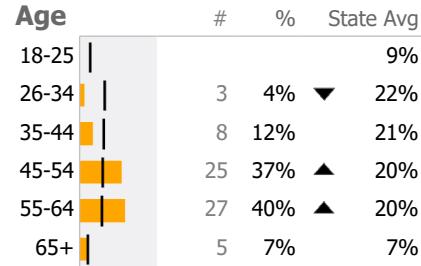
Monthly Trend	Measure	Actual	1 Yr Ago	Variance %
	Unique Clients	68		
	Admits	30		
	Discharges			
	Service Hours	1	-	

▲ > 10% Over 1 Yr Ago ▼ > 10% Under 1Yr Ago

Clients by Level of Care

Program Type	Level of Care Type	#	%
Other	Other	68	100.0%

Client Demographics



Unique Clients | State Avg ▲ > 10% Over State Avg ▼ > 10% Under State Avg

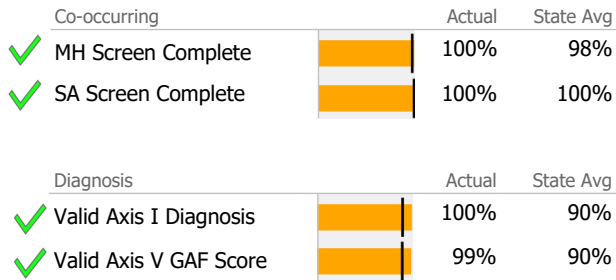
Survey Data Not Available

Program Activity


Measure	Actual	1 Yr Ago	Variance %
Unique Clients	68		
Admits	30	-	
Discharges	-	-	
Service Hours	1	-	

Data Submission Quality

Data Entry	Actual	State Avg
------------	--------	-----------



Data Submitted to DMHAS by Month



█ 1 or more Records Submitted to DMHAS

▲ > 10% Over ▼ < 10% Under

█ Actual | Goal ✓ Goal Met ● Below Goal

* State Avg based on 6 Active Integrated Primary Care Programs