

Provider Activity

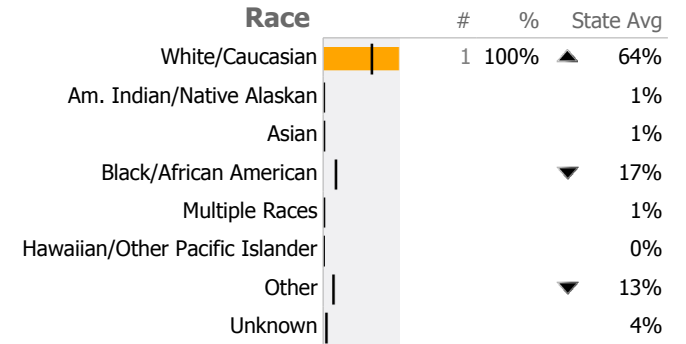

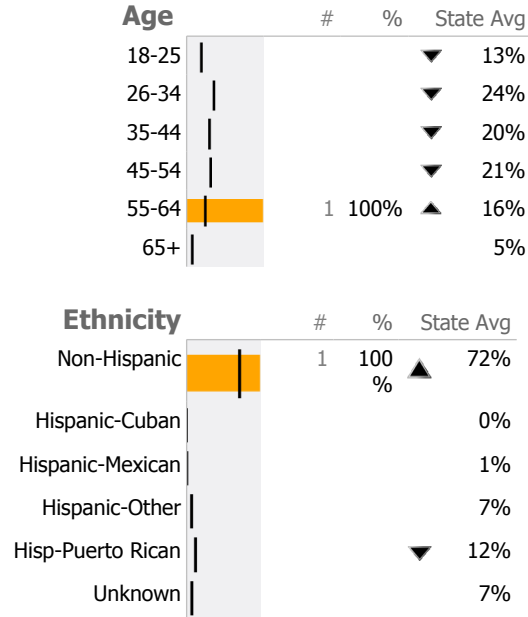
Monthly Trend	Measure	Actual	1 Yr Ago	Variance %
	Unique Clients	1	1	0%
	Admits		1	-100% ▼
	Discharges			
	Service Hours	1	-	

▲ > 10% Over 1 Yr Ago ▼ > 10% Under 1Yr Ago

Clients by Level of Care

Program Type	Level of Care Type	#	%
Mental Health	Case Management	1	100.0%

Client Demographics



Unique Clients | State Avg ▲ > 10% Over State Avg ▼ > 10% Under State Avg

Survey Data Not Available

Program Activity

Measure	Actual	1 Yr Ago	Variance %
Unique Clients	1	1	0%
Admits	-	1	-100% ▼
Discharges	-	-	
Service Hours	1	-	

Discharge Outcomes

	Actual % vs Goal %	Actual	Actual %	Goal %	State Avg	Actual vs Goal
Treatment Completed Successfully		N/A	N/A	50%	60%	N/A

Recovery

National Recovery Measures (NOMS)	Actual % vs Goal %	Actual	Actual %	Goal %	State Avg	Actual vs Goal
✓ Stable Living Situation		1	100%	80%	84%	20% ▲
● Employed		0	0%	20%	11%	-20% ▼
● Social Support		0	0%	60%	71%	-60% ▼

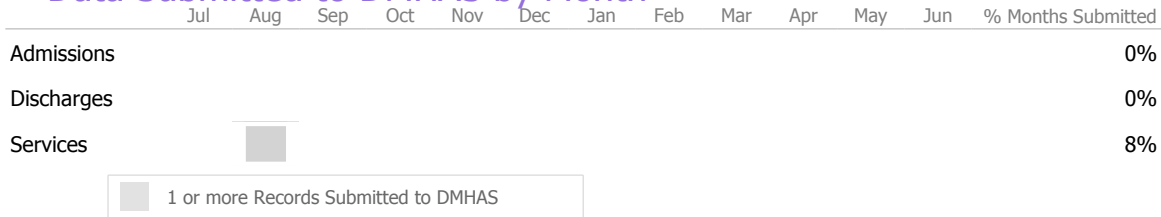
Service Utilization

	Actual % vs Goal %	Actual	Actual %	Goal %	State Avg	Actual vs Goal
✓ Clients Receiving Services		1	100%	90%	71%	10%

Data Submission Quality

Data Entry	Actual	State Avg
Valid NOMS Data		95%
On-Time Periodic	Actual	State Avg
6 Month Updates		66%

Data Submitted to DMHAS by Month



▲ > 10% Over ▼ < 10% Under

■ Actual | Goal ✓ Goal Met ● Below Goal

* State Avg based on 30 Active Standard Case Management Programs