

Provider Activity

Monthly Trend	Measure	Actual	1 Yr Ago	Variance %
	Unique Clients	1,307	1,367	-4%
	Admits	951	1,066	-11% ▼
	Discharges	911	1,039	-12% ▼
	Service Hours	-	-	-

▲ > 10% Over 1 Yr Ago ▼ > 10% Under 1Yr Ago

Clients by Level of Care

Program Type	Level of Care Type	#	%
Forensic MH			
	Forensics Community-based	1,294	97.1%
Mental Health			
	Forensics Community-based	38	2.9%

Client Demographics

	#	%	State Avg
Age			
18-25	196	15%	13%
26-34	391	30%	24%
35-44	268	21%	20%
45-54	230	18%	21%
55-64	160	12%	16%
65+	58	4%	5%
Gender			
Male	1,035	79%	60% ▲
Female	272	21%	40% ▼
Transgender			0%
Race			
White/Caucasian	473	41%	64% ▼
Unknown	280	25%	4% ▲
Black/African American	273	24%	17%
Other	97	8%	13%
Asian	8	1%	1%
Multiple Races	8	1%	1%
Am. Indian/Native Alaskan	3	0%	1%
Hawaiian/Other Pacific Islander			0%
Ethnicity			
Unknown	597	46%	7% ▲
Non-Hispanic	508	39%	72% ▼
Hisp-Puerto Rican	103	8%	12%
Hispanic-Other	94	7%	7%
Hispanic-Mexican	3	0%	1%
Hispanic-Cuban	2	0%	0%

Unique Clients | State Avg ▲ > 10% Over State Avg ▼ > 10% Under State Avg

Survey Data Not Available

OFE - Bridgeport


Office of Forensic Evaluation

Forensic MH - Forensics Community-based - Office of Forensic Evaluation

Program Activity

Measure	Actual	1 Yr Ago	Variance %
Unique Clients	287	324	-11% ▼
Admits	309	325	-5%
Discharges	294	348	-16% ▼

Data Submitted to DMHAS by Month

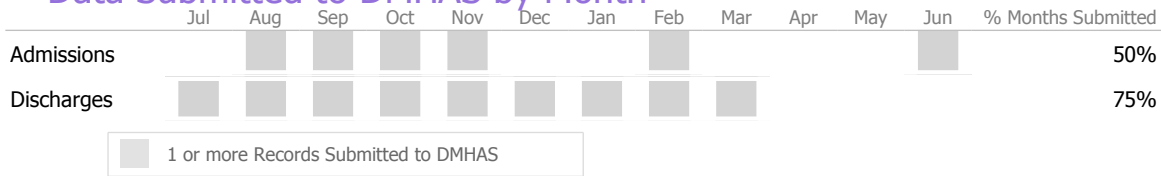


* State Avg based on 7 Active Office of Forensic Evaluation Programs

Program Activity

Measure	Actual	1 Yr Ago	Variance %
Unique Clients	12	7	71% ▲
Admits	12	7	71% ▲
Discharges	13	5	160% ▲

Data Submitted to DMHAS by Month



* State Avg based on 0 Active Office of Forensic Evaluation Programs

OFE - Bridgeport3

Office of Forensic Evaluation

Mental Health - Forensics Community-based - Office of Forensic Evaluation

Connecticut Dept of Mental Health and Addiction Services

Program Quality Dashboard

Reporting Period: July 2017 - June 2018 (Data as of Sep 18, 2018)

Program Activity

Measure	Actual	1 Yr Ago	Variance %
Unique Clients	0		
Admits	-	-	
Discharges	-	-	

Data Submitted to DMHAS by Month

	Jul	Aug	Sep	Oct	Nov	Dec	Jan	Feb	Mar	Apr	May	Jun	% Months Submitted
Admissions													0%
Discharges													0%

1 or more Records Submitted to DMHAS

▲ > 10% Over ▼ < 10% Under

■ Actual | Goal ✓ Goal Met ● Below Goal

* State Avg based on 0 Active Office of Forensic Evaluation Programs

Program Activity

Measure	Actual	1 Yr Ago	Variance %
Unique Clients	2	2	0%
Admits	-	-	
Discharges	-	-	

Data Submitted to DMHAS by Month

	Jul	Aug	Sep	Oct	Nov	Dec	Jan	Feb	Mar	Apr	May	Jun	% Months Submitted
Admissions													0%
Discharges													0%

1 or more Records Submitted to DMHAS

▲ > 10% Over ▼ < 10% Under

■ Actual | Goal ✓ Goal Met ● Below Goal

* State Avg based on 7 Active Office of Forensic Evaluation Programs

OFE - Central Ops 3

Office of Forensic Evaluation

Mental Health - Forensics Community-based - Office of Forensic Evaluation

Connecticut Dept of Mental Health and Addiction Services

Program Quality Dashboard

Reporting Period: July 2017 - June 2018 (Data as of Sep 18, 2018)

Program Activity

Measure	Actual	1 Yr Ago	Variance %
Unique Clients	0		
Admits	-	-	
Discharges	-	-	

Data Submitted to DMHAS by Month

	Jul	Aug	Sep	Oct	Nov	Dec	Jan	Feb	Mar	Apr	May	Jun	% Months Submitted
Admissions													0%
Discharges													0%

1 or more Records Submitted to DMHAS

▲ > 10% Over ▼ < 10% Under

■ Actual | Goal ✓ Goal Met ● Below Goal

* State Avg based on 0 Active Office of Forensic Evaluation Programs

Program Activity

Measure	Actual	1 Yr Ago	Variance %
Unique Clients	0		
Admits	-	-	
Discharges	-	-	

Data Submitted to DMHAS by Month

	Jul	Aug	Sep	Oct	Nov	Dec	Jan	Feb	Mar	Apr	May	Jun	% Months Submitted
Admissions													0%
Discharges													0%

1 or more Records Submitted to DMHAS

▲ > 10% Over ▼ < 10% Under


■ Actual | Goal ✓ Goal Met ● Below Goal

* State Avg based on 0 Active Office of Forensic Evaluation Programs

Program Activity

Measure	Actual	1 Yr Ago	Variance %
Unique Clients	403	422	-5%
Admits	279	318	-12% ▼
Discharges	263	296	-11% ▼

Data Submitted to DMHAS by Month




* State Avg based on 7 Active Office of Forensic Evaluation Programs

Program Activity

Measure	Actual	1 Yr Ago	Variance %
Unique Clients	21	22	-5%
Admits	14	18	-22% ▼
Discharges	11	15	-27% ▼

Data Submitted to DMHAS by Month

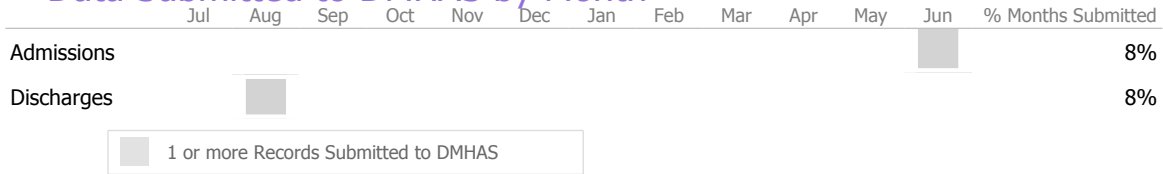


* State Avg based on 0 Active Office of Forensic Evaluation Programs

Program Activity

Measure	Actual	1 Yr Ago	Variance %
Unique Clients	4	5	-20% ▼
Admits	1	3	-67% ▼
Discharges	1	2	-50% ▼

Data Submitted to DMHAS by Month



▲ > 10% Over ▼ < 10% Under


■ Actual | Goal ✓ Goal Met ● Below Goal

* State Avg based on 0 Active Office of Forensic Evaluation Programs

Program Activity

Measure	Actual	1 Yr Ago	Variance %
Unique Clients	550	565	-3%
Admits	186	221	-16% ▼
Discharges	178	208	-14% ▼

Data Submitted to DMHAS by Month



* State Avg based on 7 Active Office of Forensic Evaluation Programs

Program Activity

Measure	Actual	1 Yr Ago	Variance %
Unique Clients	0		
Admits	-	-	
Discharges	-	-	

Data Submitted to DMHAS by Month

	Jul	Aug	Sep	Oct	Nov	Dec	Jan	Feb	Mar	Apr	May	Jun	% Months Submitted
Admissions													0%
Discharges													0%

1 or more Records Submitted to DMHAS

▲ > 10% Over ▼ < 10% Under

■ Actual | Goal ✓ Goal Met ● Below Goal

* State Avg based on 0 Active Office of Forensic Evaluation Programs

Program Activity

Measure	Actual	1 Yr Ago	Variance %
Unique Clients	0		
Admits	-	-	
Discharges	-	-	

Data Submitted to DMHAS by Month

	Jul	Aug	Sep	Oct	Nov	Dec	Jan	Feb	Mar	Apr	May	Jun	% Months Submitted
Admissions													0%
Discharges													0%

1 or more Records Submitted to DMHAS

▲ > 10% Over ▼ < 10% Under

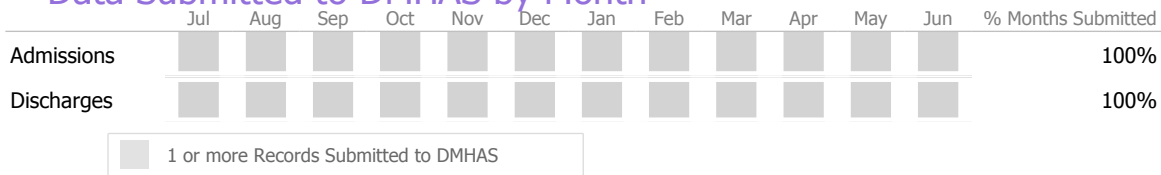
■ Actual | Goal ✓ Goal Met ● Below Goal

* State Avg based on 0 Active Office of Forensic Evaluation Programs

Program Activity

Measure	Actual	1 Yr Ago	Variance %
Unique Clients	150	169	-11% ▼
Admits	148	164	-10%
Discharges	148	156	-5%

Data Submitted to DMHAS by Month

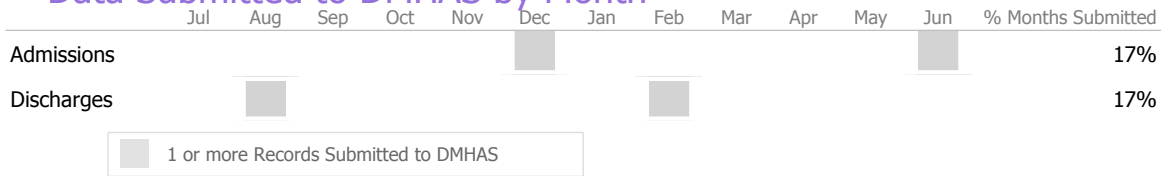


* State Avg based on 7 Active Office of Forensic Evaluation Programs

Program Activity

Measure	Actual	1 Yr Ago	Variance %
Unique Clients	3	10	-70% ▼
Admits	2	9	-78% ▼
Discharges	2	9	-78% ▼

Data Submitted to DMHAS by Month



* State Avg based on 0 Active Office of Forensic Evaluation Programs

OFE - Norwich 3

Office of Forensic Evaluation

Mental Health - Forensics Community-based - Office of Forensic Evaluation

Connecticut Dept of Mental Health and Addiction Services

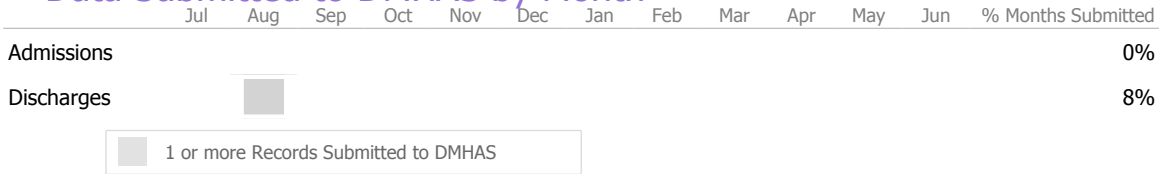
Program Quality Dashboard

Reporting Period: July 2017 - June 2018 (Data as of Sep 18, 2018)

Program Activity

Measure	Actual	1 Yr Ago	Variance %
Unique Clients	1	1	0%
Admits	-	1	-100% ▼
Discharges	1	-	

Data Submitted to DMHAS by Month



* State Avg based on 0 Active Office of Forensic Evaluation Programs