

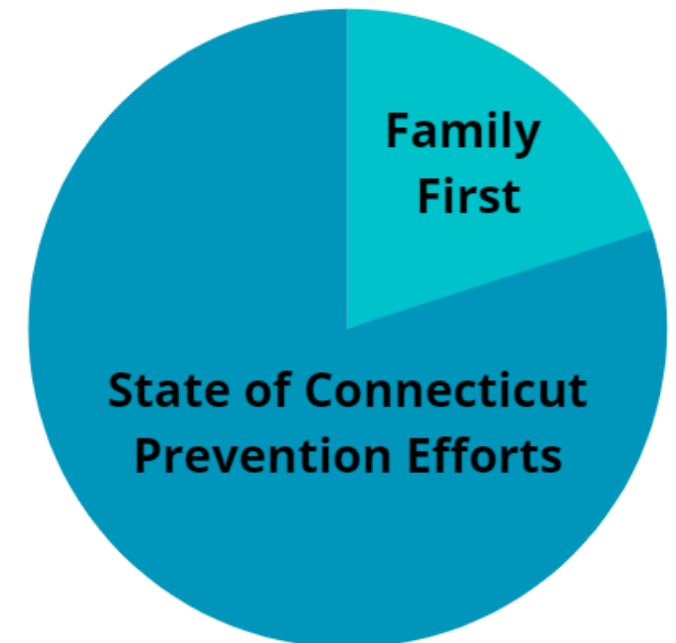
THE VISION FOR FAMILY FIRST



CTDCF Mission
"Partnering with communities and empowering families to raise resilient children who thrive."

The graphic features the DCF Connecticut logo on the left, which consists of a house icon with three stylized figures inside, surrounded by the text 'DCF' and 'CONNECTICUT'. To the right of the logo is the mission statement in a blue serif font, enclosed in a blue-bordered box.

Connecticut has reimagined its system to not only serve those families who come to the attention of the child welfare agency, but to also develop supports for families "upstream," resulting in families being diverted from involvement with the child welfare agency.



COMMUNITY PATHWAY: CONNECTICUT

Approved Community Pathway Candidates

No child welfare involvement

- Children who are chronically absent from preschool/or truant from school
- Children of incarcerated parents
- Youth that have experienced human trafficking
- Unstably housed/homeless youth and their families
- Families who experience interpersonal violence (IPV)
- Youth who have been referred to juvenile review boards, youth service bureaus, or another diversion program or who have been arrested
- Caregivers or children who have a substance use disorder, mental health condition, or disability that impacts parenting
- Infants born substance-exposed

“Known to” Population

Families with accepted Careline calls

Families accepted for Voluntary Services (*referred from hotline*)

Siblings of Youth in Foster Care

Pregnant and Parenting Youth in Foster Care

COMMUNITY PATHWAYS LINE

The goal is for families to be served as far upstream as possible to prevent ongoing involvement in the child welfare system.



CHILD/FAMILY IS REFERRED.

Potential referral sources:

- Family/Self Referral
- Schools
- Partner Agencies & Organizations
- Healthcare



INITIAL ASSESSMENTS

Community Management Entity (CME) assesses

- Safety & Risk
- Strengths & Needs
- Eligibility & Demographic Info
- Child Specific Prevention Plan



ELIGIBILITY DETERMINATION

Child Welfare staff makes final determination

- Using data & recommendations from the CME
- IV-E agency makes the final candidacy decision



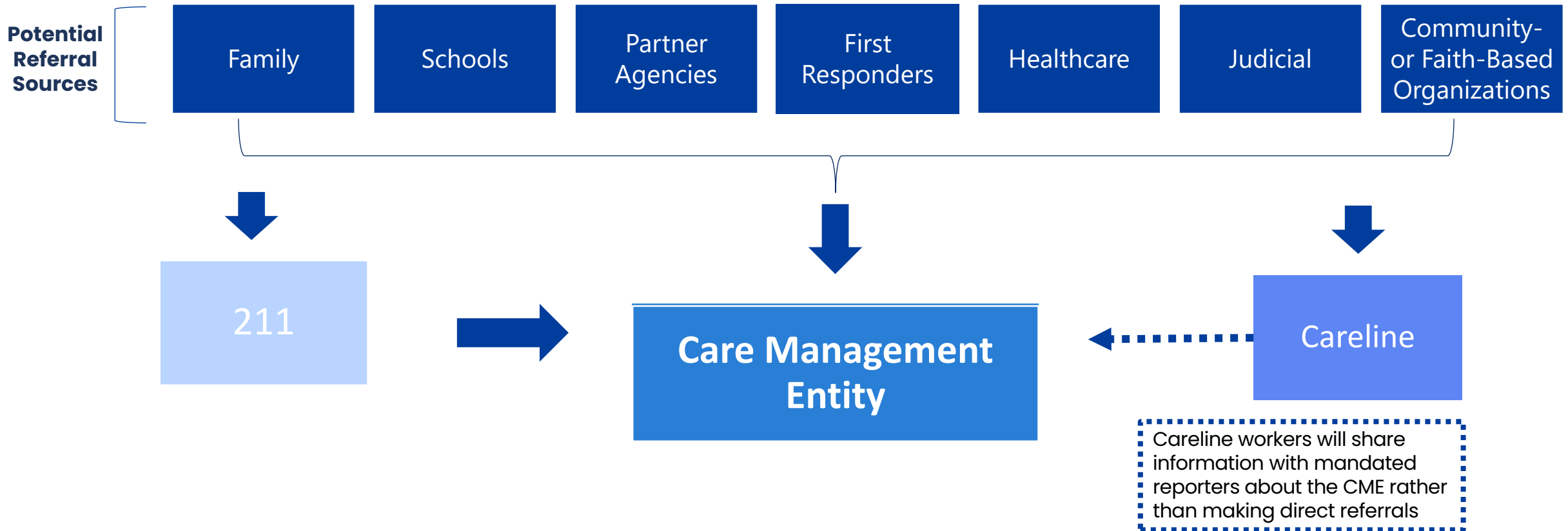
SERVICE REFERRAL & MONITORING

CME leads case management efforts

- CME refers and monitors services
- CME reports monitoring data to Child Welfare

COMMUNITY PATHWAY: *CONNECTICUT*

Establishing a Care Management Entity for Community Pathway



UPDATE ON COMMUNITY PATHWAYS LINE

10/1/23 – Community Pathways line went live

Marketed towards families and family groups initially

- Dispel – “Calling DCF”
- Tangible and Concrete needs priorities for families

Families connected to Evidence Based Programs:

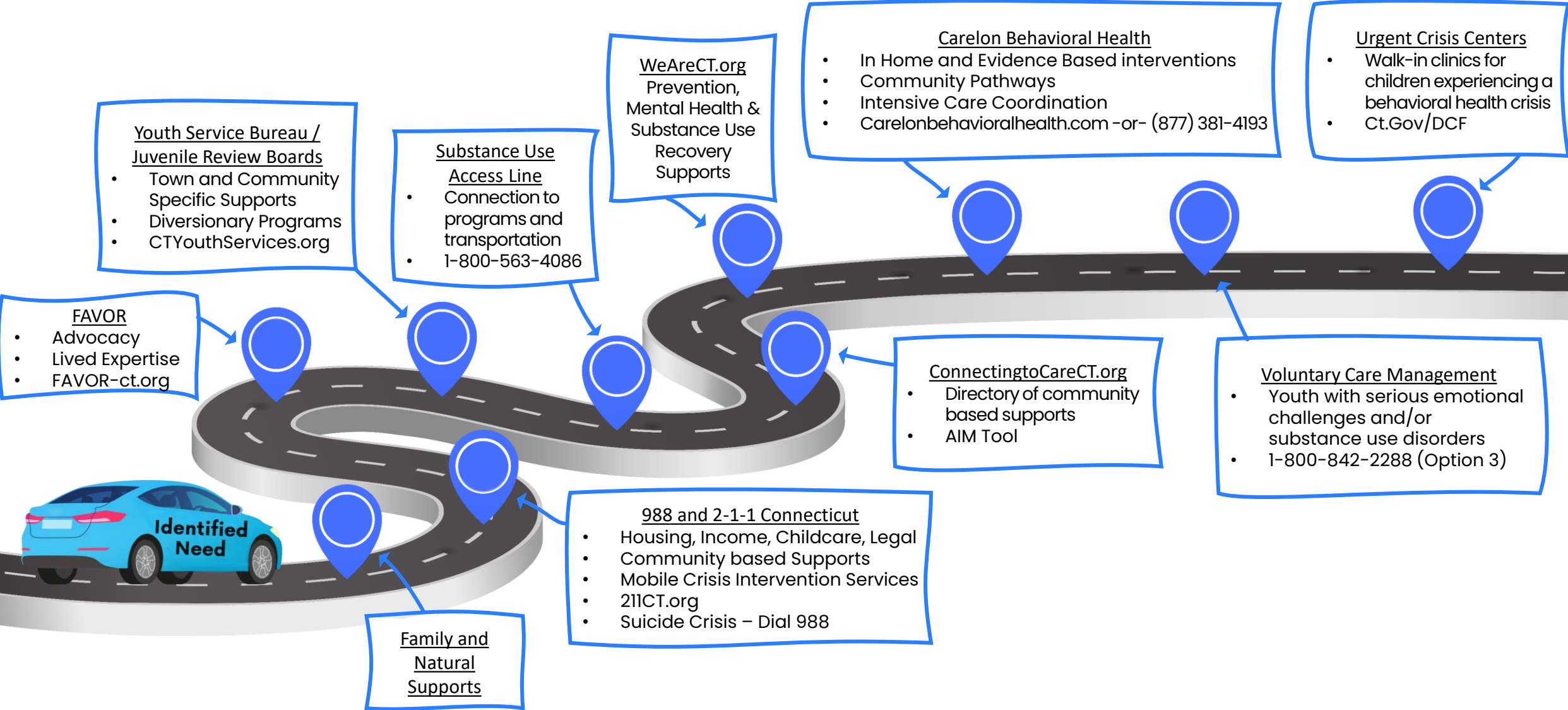
- Functional Family Therapy
- Multi-Systemic Therapy
- Brief Strategic Family Therapy
- Parent Child Interaction Therapy

Marketing with Mandated Reporters and Others



Dial
(877) 381-4193

Seeking Support is a Sign of Strength



NEXT STEPS - DCF PREVENTION FRAMEWORK

- 1) Fully Implement Connecticut's Family First Prevention Plan
- 2) Targeted Partnerships with Top 3 Mandated Reporter Groups
- 3) "Seeking Support is a Sign of Strength"
- 4) "This is DCF" Presentation
- 5) Educate all Members of the Community Regarding the Array of Supports in Connecticut
- 6) Hire Young Adult/Parent with Lived Expertise
- 7) Continued Collaboration with Community Partners

