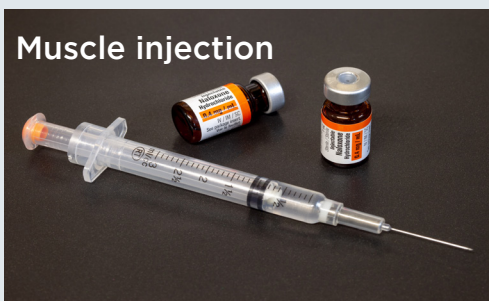




What is Narcan®?

Narcan® (naloxone) treats opioid overdoses in emergency situations.

It works by reversing the effects of opioid overdose.



IMPORTANT

ALWAYS call 9-1-1 immediately if you think someone is overdosing, even if Narcan® as already been given.

Stay with the person until help arrives. If you must leave them alone, make sure they are in the rescue position (see inside).

Connecticut Resources Opioid Use Disorder

CT Access Line: 860-563-4086

CT MAT Resources Locator Map: www.ctbhp.com

liveloud.org

www.drugfreect.org

www.ct.gov/dmhas

www.ctclearinghouse.org

<http://bit.ly/CTprevention>

<https://egov.ct.gov/norasaves>



Opioid
Response
Network
STR-TA

www.opioidresponsenetwork.org

Funding for this initiative was made possible (in part) by grant no. 6H79TI080816 from SAMHSA. The views expressed in written conference materials or publications and by speakers and moderators do not necessarily reflect the official policies of the Department of Health and Human Services; nor does mention of trade names, commercial practices, or organizations imply endorsement by the U.S. Government.

Narcan® (Naloxone) and Opioid Safety

General Information
and Administration

IN CASE OF AN OVERDOSE...

**YOU
COULD
SAVE
A LIFE.**

1.800.563.4086
coming soon // liveloud.org



**JOIN
CROUD**

Overdose
death is
preventable


Know the Facts

What to do if you suspect an opioid overdose.

1 Is it an opioid overdose?

Look and listen for:

- Slow or no breathing
- Gurgling, gasping or snoring
- Clammy, cool skin
- Blue lips or nails
- Pill bottles, needles or alcohol



Try to wake them up:

- Shake them and call their name
- Rub your knuckles hard over their chest bone



If they don't wake up, you need to act fast!

2 Call 9-1-1

- Say where you are and that the person isn't breathing or cannot be woken up.
- You don't need to say anything about drugs or medications when you call.



3 Give Narcan®/naloxone and start rescue breathing

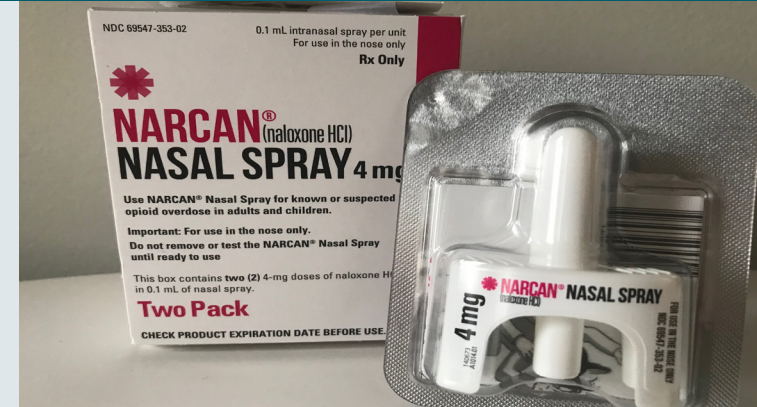
- **Give the naloxone.** Follow the instructions on the package or in the overdose rescue kit.
- **Start rescue breathing.**
- If they don't respond in 3-5 minutes, give a **second dose of naloxone. Keep rescue breathing.**



Do rescue breathing even if you don't have naloxone. **Oxygen is critical!**

4 Stay with them

- If they start to wake up and breathe, stay with them.
- **Watch them until medical help arrives.** Naloxone wears off in 30-90 minutes. When it does, the person can stop breathing again.
- If you must leave, put them into the recovery position and in a place they can be found.



Rescue Breathing

- Tilt head back. Lift chin. Pinch nose.
- Give **2 quick breaths**.
- Chest should rise.
- Then give **1 slow breath every 5 seconds**.
- **Keep going** until they start breathing or until help arrives.



Recovery Position

