

CONNECTICUT BIAS MOTIVATED CRIMES 2022 ANNUAL REPORT

A Supplement to the Crime in Connecticut Annual Report



Cover Photo credit: Creative Commons CC BY-SA-NC

HONORABLE NED M. LAMONT
GOVERNOR
State of Connecticut

JAMES C. ROVELLA
COMMISSIONER
Department of Emergency Services and Public Protection



Forward

Bias Motivated Crime in Connecticut 2022 Annual Report is a supplement to the Crime in Connecticut 2022 report published by the Department of Emergency Services and Public Protection (DESPP). Our annual reports continue to be the most comprehensive compilation of crime related data for the State of Connecticut by providing detailed statistics on criminal offenses and arrests statewide.

The publication's source data are based upon monthly reporting of crime activity to the Uniform Crime Reporting (UCR) Program at DESPP. Crime in Connecticut and its supplemental reports provide police departments, administrators, legislators, advocacy groups, and the general public with important information for planning purposes.

Connecticut law enforcement has consistently provided the necessary resources to make the Connecticut UCR program one of the most effective programs in the United States. DESPP sincerely appreciates the continued support of law enforcement in the Connecticut UCR Program. We offer special thanks to all sworn and civilian personnel in Connecticut who have dedicated their time and effort to make these publications a continuing success.

A Hate/Bias crime is defined as actions that intimidate or harass another person motivated, *in whole or in substantial part*, by the victim's actual or perceived race, religion, ethnicity, disability, sex, sexual orientation, or gender identity or expression. - CGS § 53a-181j

Bias Motivated crimes are not separate, distinct crimes, but rather criminal offenses motivated by the offender's bias. Because of this, it was unnecessary for the creation of a whole new crime category to collect data on Bias Motivated crime offenses. Bias Motivated crime data is collected by capturing additional information about offenses already being annually reported to the Federal Bureau of Investigation (FBI).¹

Bias in-and-of itself is not enough to categorize a crime as motivated by bias. As the above definition states, the *crime must be motivated, in whole or in substantial part*, by bias. As the FBI points out, motivation is subjective, so it is difficult to know with absolute certainty that a crime driven by bias motivation. Therefore, a set of objective indicators that would lead a reasonable person to conclude that the offender's actions were motivated by bias should be present and are used by law enforcement in making the final determination of bias motivation.

Some of these indicators¹ include:

- Bias-related drawings, markings, symbols, or graffiti were left at the crime scene.
- The victim was engaged in activities related to their race, religion, disability, sexual orientation, ethnicity, gender, or gender identity.
- The incident coincided with a holiday or a date of significance relating to a particular race, religion, disability, sexual orientation, ethnicity, gender, or gender identity
- The offender was previously involved in a similar hate crime or is a hate group member.
- Bias-related oral comments, written statements, or gestures were made by the offender indicating their bias.
- Certain objects, items, or things which indicate bias were used (swastika, burning cross, etc.)

¹ <https://le.fbi.gov/file-repository/hate-crime-data-collection-guidelines-and-training-manual.pdf/view>

2022 Hate Crime Overview

Bias Motivated Incidents*	91
Bias Motivated Offenses	93
Bias Motivated Crimes	102
Number of Victims	102
Number of Known Offenders	68
Number of Unknown Offenders	31

Up to three (3) bias motivations can be reported per incident

Crime Count and Distribution by Offense

Intimidation	38	37.3%
Simple Assault	25	24.5%
Destruction/Damage/Vandalism of Property	21	20.6%
Aggravated Assault	6	5.9%
Arson	5	4.9%
Burglary/Breaking & Entering	2	2.0%
Impersonation	1	1.0%
Identity Theft	1	1.0%
Robbery	1	1.0%
Theft From Motor Vehicle	1	1.0%
All Other Larceny	1	1.0%

Victim Count by Type

Individual	85	83.3%
Business	6	5.9%
Government	6	5.9%
Religious Organization	5	4.9%

Quick Facts

Bias motivated offenses increased by 16 incidents, or 21.3%, from 2021 to 2022

Intimidation is the bias motivated offense that occurred most often

Race/Ethnicity/Ancestry was the most common type of bias motivation

Just over one-fourth of bias motivated incidents occurred in a residence/home

One-third of victims were between the ages of 18 to 34

Four religious organizations were victims of bias motivated Arson

The month of March saw of the most bias motivated incidents

Year-Over-Year Changes in Bias Motivated Crime Counts

Measures	2020	Y-O-Y +/- Change	2021	Y-O-Y +/- Change	2022	Y-O-Y +/- Change
Incidents	100	22	75	(25)	91	16
Offenses	102	24	75	(27)	93	18
Crimes	127	38	87	(40)	102	15
Known Offenders	78	24	44	(34)	68	24
Offense Victims	130	40	90	(40)	102	12

Crime Count by Bias Motivation

Race/Ethnicity/Ancestry Bias	67	65.7%
Religious Bias	20	19.6%
Sexual Orientation Bias	17	16.7%
Disability Bias- Anti Mental	1	1.0%
Gender Identity Bias - Anti Transgender	1	1.0%
Gender Bias	0	0.0%

Up to three (3) bias motivations can be reported per incident

Incident Count by Location

Residence/Home	26	28.6%
Highway/Road/Alley/Street/Sidewalk	13	14.3%
Educational Facility	11	12.1%
Church/Synagogue/Temple/Mosque	6	6.6%
Bar/Nightclub	5	5.5%
Parking/Drop Lot/Garage	5	5.5%
Restaurant	4	4.4%
Park/Playground	4	4.4%
Jail/Prison/Penitentiary/Corrections Facility	3	3.3%
Convenience Store	2	2.2%
Department/Discount Store	2	2.2%
Grocery/Supermarket	2	2.2%
Government/Public Building	2	2.2%
Cyberspace	2	2.2%
Commercial/Office Building	1	1.1%
Drug Store/Doctor's Office/Hospital	1	1.1%
Hotel/Motel/Etc.	1	1.1%
Other/Unknown	1	1.1%

Number of Victims by Offense and Location

Intimidation (n=38)	
Residence/Home	14
Highway/Road/Alley/Street/Sidewalk	6
Restaurant	3
School/College(Historical Only)	3
Department/Discount Store	2
Government/Public Building	2
Parking/Drop Lot/Garage	2
School – College/University	2
Commercial/Office Building	1
Cyberspace	1
Grocery/Supermarket	1
Park/Playground	1

Destruction/Damage/Vandalism of Property (n=22)	
Residence/Home	5
Park/Playground	3
School – Elementary/Secondary	3
Church/Synagogue/Temple/Mosque	2
Highway/Road/Alley/Street/Sidewalk	2
School – College/University	2
Department/Discount Store	1
Hotel/Motel/Etc.	1
Other/Unknown	1
Parking/Drop Lot/Garage	1
School/College(Historical Only)	1

Aggravated Assault (n=6)	
Highway/Road/Alley/Street/Sidewalk	2
Residence/Home	2
Bar/Nightclub	1
Parking/Drop Lot/Garage	1

Simple Assault (n=25)	
Residence/Home	7
Bar/Nightclub	4
Highway/Road/Alley/Street/Sidewalk	4
Jail/Prison/Penitentiary/Corrections Facility	3
Convenience Store	2
Grocery/Supermarket	2
Drug Store/Doctor’s Office/Hospital	1
Parking/Drop Lot/Garage	1
Restaurant	1

Arson (n =5)	
Church/Synagogue/Temple/Mosque	4
Residence/Home	1

Burglary/Breaking & Entering (n=2)	
Church/Synagogue/Temple/Mosque	1
Residence/Home	1

Theft From Motor Vehicle (n=2)	
Residence/Home	2

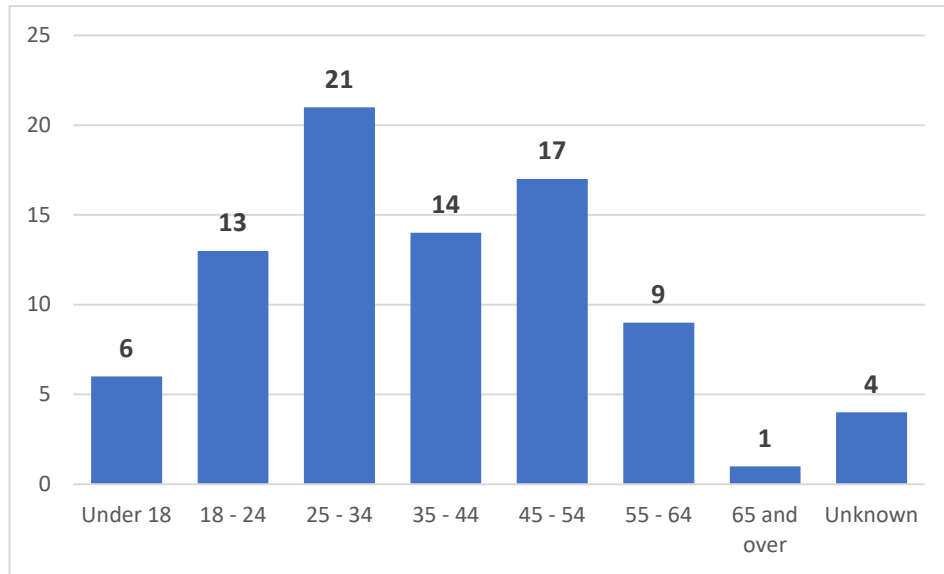
All Other Larceny (n=1)	
Residence/Home	1

Identity Theft (n=1)	
Cyberspace	1

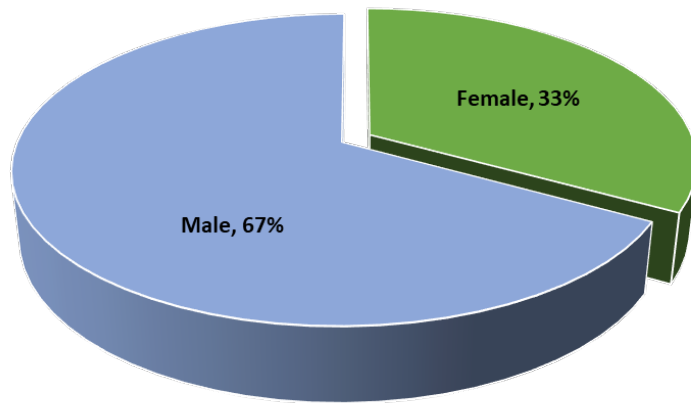
Impersonation (n=1)	
Convenience Store	1

Robbery (n=1)	
Residence/Home	1

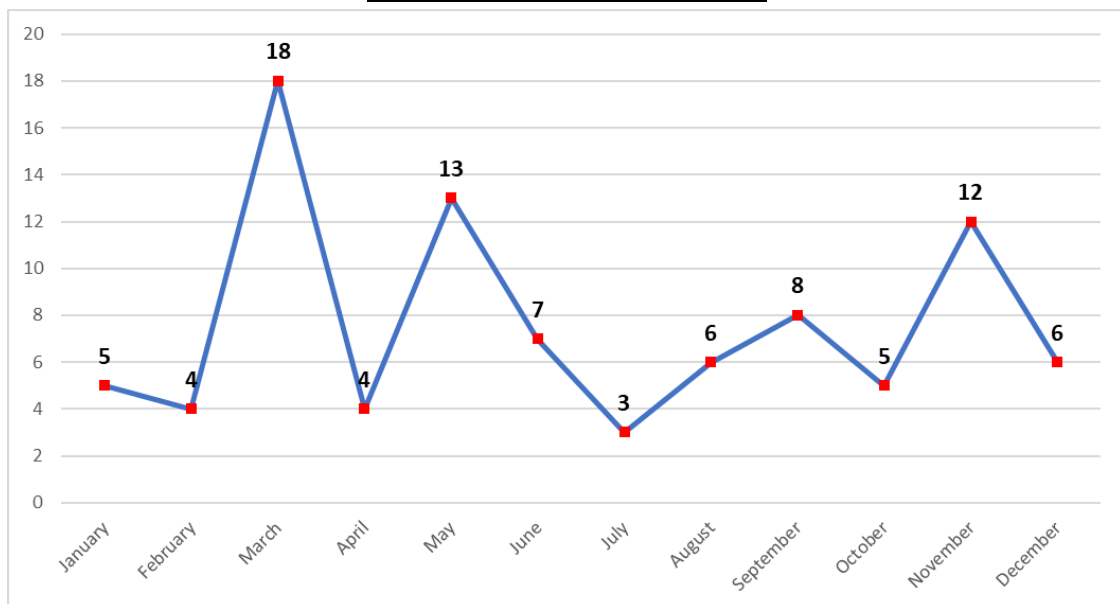
Distribution of 'Individual' Victims by Age Range



Distribution of 'Individual' Victims by Sex

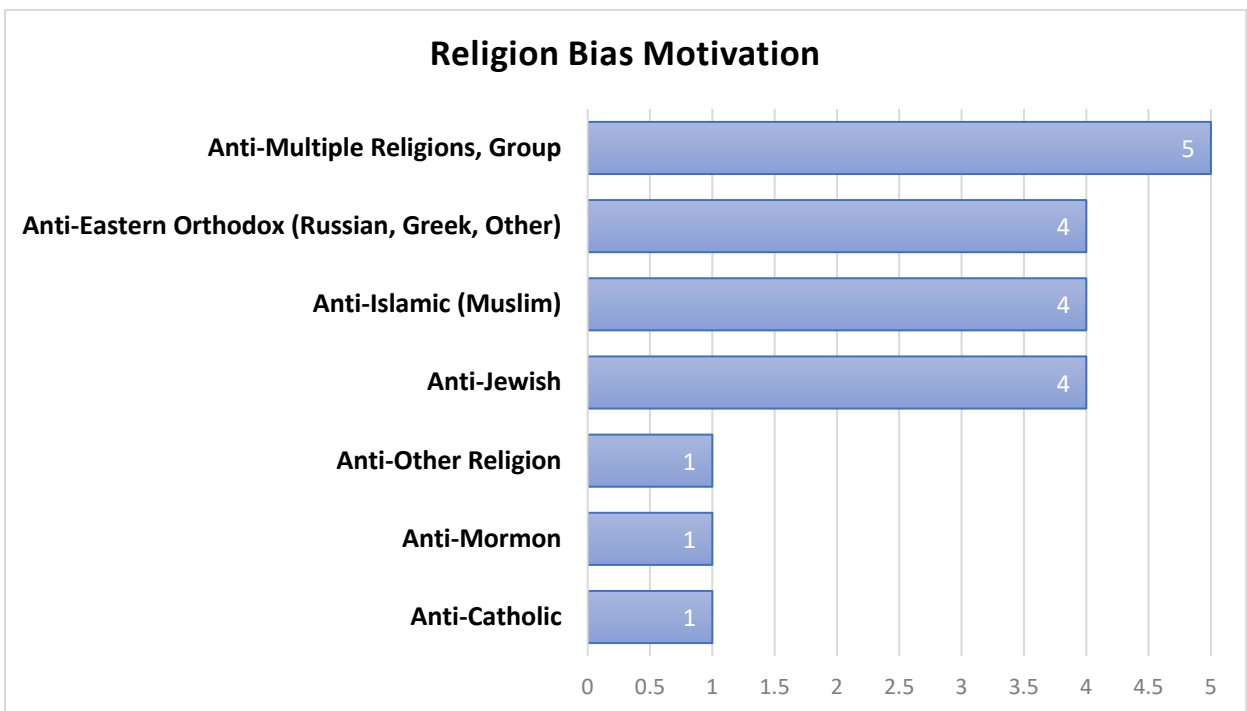
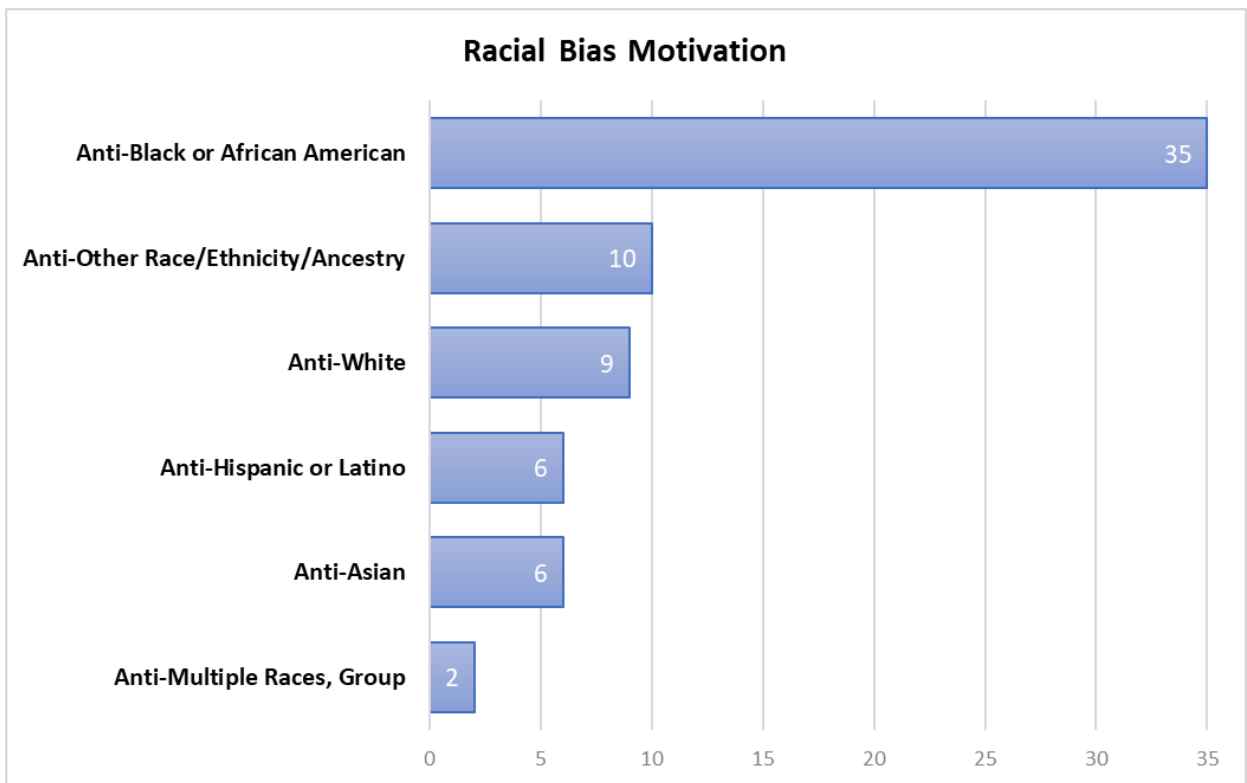


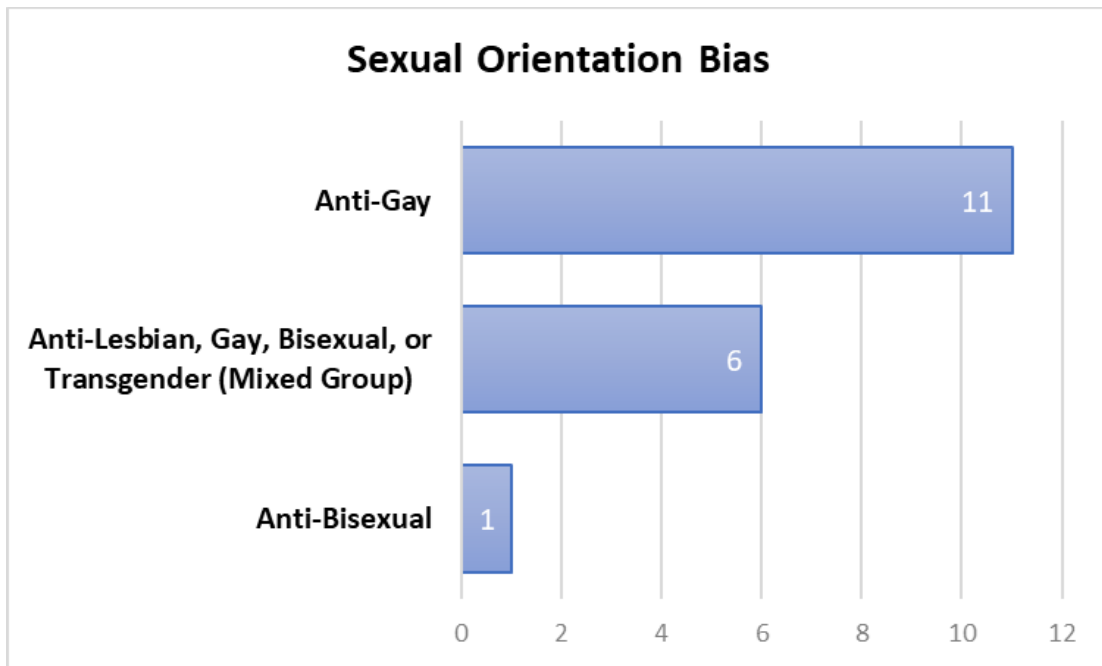
Number of Incidents by Month



Bias Motivation Counts

Number of Crimes





Count of Incidents by Jurisdiction

Jurisdiction	Bias Motivation	Number of Incidents
Bethel	Anti-White	1
Bridgeport	Anti-White	1
	Anti-Other Religion	1
	Anti-Gay	1
Cromwell	Anti-Black or African American	1
Derby	Anti-White	1
	Anti-Other Race/Ethnicity/Ancestry	1
East Haddam	Anti-Lesbian, Gay, Bisexual, or Transgender (Mixed Group)	1
East Hartford	Anti-Black or African American	1
East Haven	Anti-Islamic (Muslim)	1
Enfield	Anti-Black or African American	1
Fairfield	Anti-Hispanic or Latino	2
	Anti-Asian	1
Farmington	Anti-Jewish	1
Glastonbury	Anti-Black or African American	1
Greenwich	Anti-Asian	1
	Anti-Catholic	1
Hamden	Anti-Black or African American	1
	Anti-Islamic (Muslim)	1
Hebron	Anti-Black or African American	1
Madison	Anti-Black or African American	1
	Anti-Mental Disability	1
Manchester	Anti-White	1
	Anti-Multiple Races, Group	1
	Anti-Other Race/Ethnicity/Ancestry	1
	Anti-Gay	1

Jurisdiction	Bias Motivation	Number of Incidents
Mansfield	Anti-Black or African American	1
	Anti-Hispanic or Latino	1
Meriden	Anti-Black or African American	1
Middlebury	Anti-Other Race/Ethnicity/Ancestry	1
Middletown	Anti-White	1
Milford	Anti-Black or African American	1
	Anti-Gay	1
New Britain	Anti-Eastern Orthodox (Russian, Greek, Other)	4
	Anti-Multiple Religions, Group	4
	Anti-White	2
	Anti-Black or African American	2
	Anti-Gay	2
	Anti-Hispanic or Latino	1
	Anti-Other Race/Ethnicity/Ancestry	1
	Anti-Islamic (Muslim)	1
	Anti-Bisexual	1
Anti-Transgender	1	
New Haven	Anti-Asian	2
	Anti-Gay	2
	Anti-Lesbian, Gay, Bisexual, or Transgender (Mixed Group)	2
	Anti-Black or African American	1
	Anti-Other Race/Ethnicity/Ancestry	1
	Anti-Jewish	1
New London	Anti-Jewish	1
Norwalk	Anti-Gay	1
Norwich	Anti-Black or African American	1
Orange	Anti-Other Race/Ethnicity/Ancestry	2
	Anti-Black or African American	1
	Anti-Gay	1
Plainville	Anti-Black or African American	1
Simsbury	Anti-Asian	1
Stamford	Anti-Black or African American	5
	Anti-White	1
Stratford	Anti-Black or African American	1
Suffield	Anti-Black or African American	1
	Anti-Other Race/Ethnicity/Ancestry	1
Torrington	Anti-Black or African American	3
	Anti-Hispanic or Latino	1
	Anti-Other Race/Ethnicity/Ancestry	1
	Anti-Mormon	1
	Anti-Lesbian, Gay, Bisexual, or Transgender (Mixed Group)	1
Watertown	Anti-Black or African American	1
West Hartford	Anti-Multiple Races, Group	1
Wethersfield	Anti-Lesbian, Gay, Bisexual, or Transgender (Mixed Group)	2
	Anti-Black or African American	1
	Anti-Jewish	1
Willimantic	Anti-Black or African American	2
Windsor Locks	Anti-White	1
Woodbridge	Anti-Black or African American	1

up to 3 bias motivations may be reported per incident

Report prepared and distributed by:

Department of Emergency Services and Public Protection
Division of State Police, Crimes Analysis Unit
Uniform Crime Reporting Program
1111 Country Club Road
Middletown, CT 06457
Email: ctnibrs@ct.gov

Published October 2023