

Crime — in — Connecticut

Preliminary Quarterly Report of the Uniform Crime Reporting Program
published by the Crimes Analysis Unit



Michael Mascari, PhD, MPH
Chief Data Officer | Data Scientist

Wendy Colomb, MA, MLS
Associate Research Analyst | CT-IBRS Program Manager

Quarter 1

2025

Introduction

The data in this report are the number of crimes reported by all Connecticut law enforcement agencies to the Crimes Analysis Unit of the Department of Emergency Services and Public Protection, as part of the Uniform Crime Reporting program of the Federal Bureau of Investigations (FBI) by June 15, 2025. The data can be found at ct.beyond2020.com/. Unreported or unfounded crimes are not included in this report, neither are incidents containing crimes that have not passed the FBI's audit for completeness or accuracy.

The number of crimes is calculated using the FBI's units of count. If the offense is a **Crime Against Persons**, then the count is set to the number of victims. If the offense is a **Crime Against Property**, then the count is set to one crime per distinct operation unless the offense is Motor Vehicle Theft, then the count is set to attempted Motor Vehicle Thefts plus the number of Stolen Motor Vehicles. If the offense is a **Crime Against Society**, the count is set to one crime per occurrence.


All crimes are classified based on law enforcement investigation in accordance with the National Incident-Based Reporting System (NIBRS) offense definitions and are not necessarily identical to the Connecticut General Statutes Penal Code or local ordinances. NIBRS divides offenses into two categories, Group A Offenses and Group B Arrest-Only Offenses. Group A Offenses are considered more consequential offenses and are reported whether an arrest is made or not. Group B Offenses are only reported when an arrest is made.

Note(s):

- 1. These data are preliminary data. Although all agencies have submitted their data for quarter being reported, some investigations may still be on going and the results of such investigations may affect the data in this report.*
- 2. The definition for Rape was revised by the FBI in 2023 to include the offenses of Sodomy and Sexual Assault with an Object. Those offenses along with Rape have been rolled into Rape (2023 revised) to accommodate the change. Human Trafficking, Gambling, and Prostitution crimes have been aggregated as well as they occur in low numbers.*
- 3. When the FBI's Uniform Crime Reporting Program officially launched in 1930 with the Summary Reporting System (SRS), national crime data was aggregated for eight Index Offenses which were murder, rape, robbery, aggravated assault, burglary, larceny, motor vehicle theft, and arson. In 1987, the National Incident-Based Reporting System (NIBRS) was developed from a study on improving crimes statistics. The FBI nationally retired the SRS on January 1, 2021 and adopted NIBRS as the primary system for crime statistics collection. Connecticut has been 100 percent compliant in reporting crime data via NIBRS since that time.*
- 4. Many of the comparisons and crime counts refer to quarters of time. These quarters represent three month sections of the calendar year:
Quarter One (Q1): January, February, and March
Quarter Two (Q2): April, May, June
Quarter Three (Q3): July, August, September
Quarter Four (Q4): October, November, December*
- 5. The statistics represent aggregate data for the state of Connecticut and may not reflect individual town trends.*

Statewide Incident-Based Reporting Overview

Q1 Percentage Changes compared to the same period in 2024



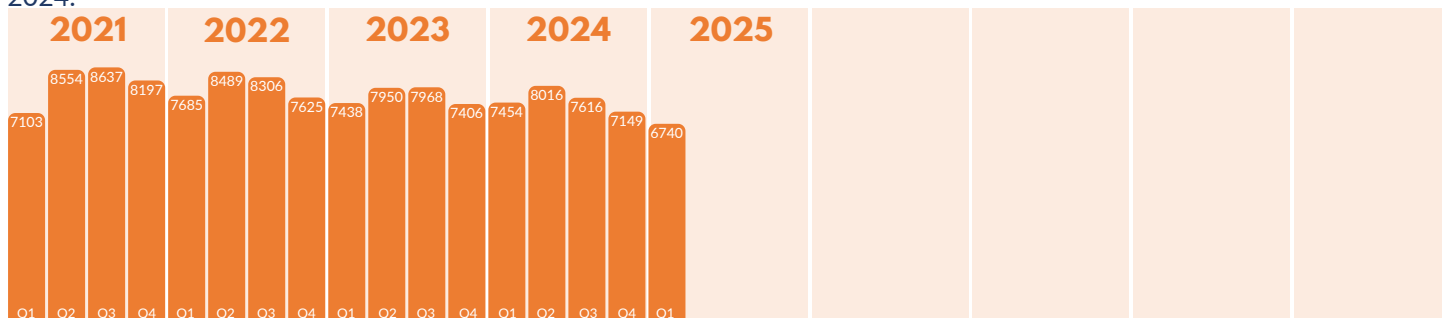
Crimes Against Persons include Murder/Nonnegligent Manslaughter, Negligent Manslaughter, Kidnapping/Abduction, Assault Offenses (3), Sex Offenses (3), and Human Trafficking Offenses (2). So far in the most recent quarter (Q1) of 2025, there were 6,740 Crimes Against Persons reported by a law enforcement agency, which is a 9.6% **decrease** compared to the same period in 2024.

Crimes Against Property include Arson, Bribery, Burglary/Breaking & Entering, Counterfeiting/Forgery, Destruction/Damage/Vandalism of Property, Embezzlement, Extortion/Blackmail, Fraud Offenses (7), Larceny/Theft Offenses (8), Motor Vehicle Theft, Robbery, and Stolen Property Offenses. So far in the most recent quarter (Q1) of 2025, there were 16,719 Crimes Against Property reported by a law enforcement agency, which is a 16.8% **decrease** compared to the same period in 2024.

Crimes Against Society include Animal Cruelty, Drug/Narcotic Violations, Drug Equipment Violations, Gambling Offenses (4), Pornography/Obscene Material, Prostitution Offenses (3), and Weapon Law Violations. So far in the most recent quarter (Q1) of 2025, there were 2,637 Crimes Against Society reported by a law enforcement agency, which is a 0.4% **decrease** compared to the same period in 2024.

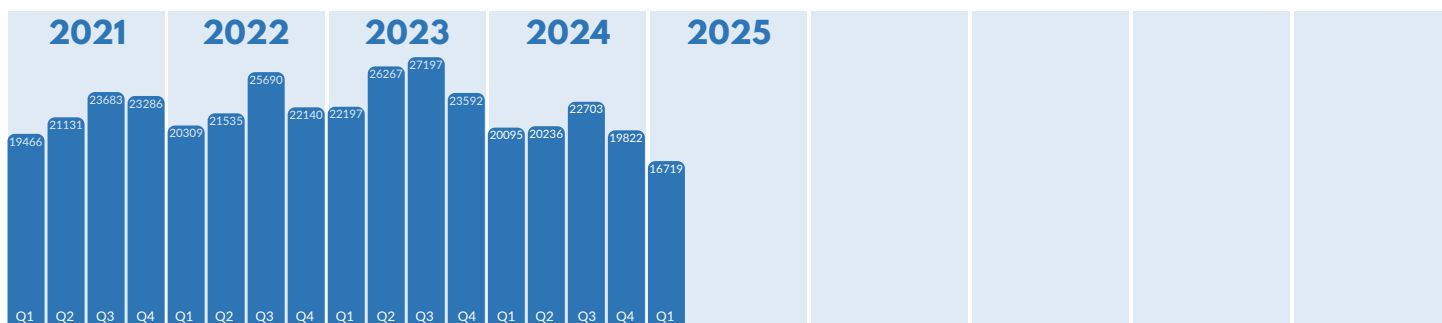
Reported Crimes Against Persons continue to decline.

Crimes Against Persons reported by law enforcement agencies continue to **decline** (9.8% decrease) in Q1 2025 compared to the same quarter in 2024. Crimes Against Persons have declined since Q2 of 2024. The count of Crimes Against Persons in Q1 2025 is the lowest count of any quarter since Q1 of 2021. Typically there is seasonal fluctuation regarding Crimes Against Persons with higher crime counts reported in Q2 and Q3. Some of the largest percent decreases were among Rape (27.2%), Aggravated Assault (26.1%), and Criminal Sexual Contact (16.4%) for Q1 2025 compared to the same period in 2024.



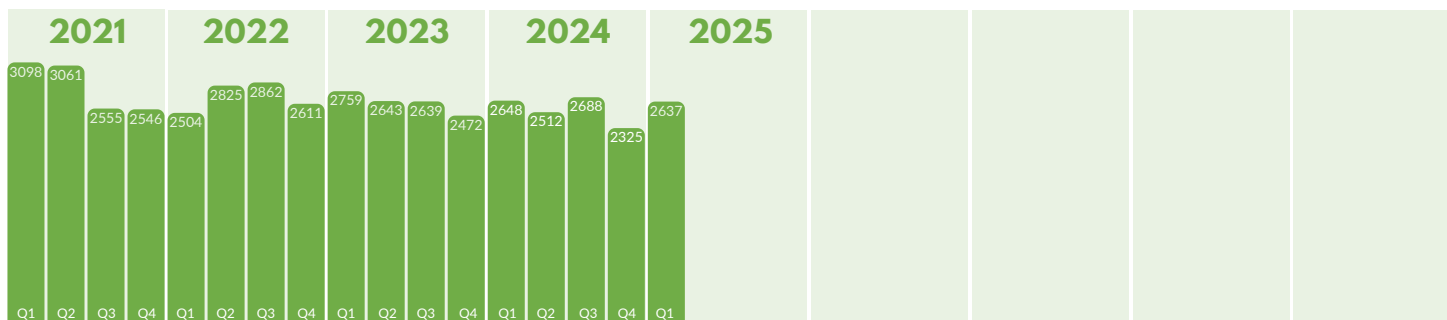
Reported Crimes Against Property continue to decline.

Crimes Against Property reported by law enforcement agencies continue to **decline** (16.8% decrease) in Q1 2025 compared to the same quarter in 2024. The count of Crimes Against Property in Q1 2025 is the lowest count of any quarter since Q1 of 2021. Typically, there is seasonal fluctuation regarding Crimes Against Property and they peak in Q3. Some of the largest percent decreases were among Robbery (31.7%), Motor Vehicle Theft (30.9%), and Theft From Motor Vehicle (27.7%) for Q1 2025 compared to the same period in 2024. While Fraud Offenses have decreased (9.1%), Wire Fraud has increased (10.9%) and while Larceny/Theft Offenses have decreased (9.9%), Theft from Building has increased (4.1%) for Q1 2025 compared to the same period in 2024.



Reported Crimes Against Society remain consistent.

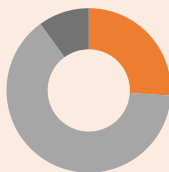
Crimes Against Society reported by law enforcement agencies **remain consistent** (0.4% decrease) in Q1 2025 compared to the same quarter in 2024. Typically Crimes Against Society have less seasonal fluctuation due to the nature of these crimes which are influenced by two related offenses: Drug/Narcotics Offenses and Weapons Law Violations. Notable percent increases were among reported Drug/Narcotics Equipment Violations (26.5%) and Drug/Narcotics Violations (4.8%) and notable percent decreases were in reported Pornography/Obscene Material (24.6%) and Weapon Law Violations (22.0%) for Q1 2025 compared to the same period in 2024.



Crimes Against Persons

9.6%

Crimes Against Persons offenses have decreased by 9.6% compared to the same period last year.



25.8%

Crimes Against Persons offenses are roughly 25.8% of the Group A crimes reported in Connecticut so far in 2025.

Top Q1 Trends

- ↓ Rape
- ↓ Aggravated Assault
- ↓ Criminal Sexual Contact

Top 2025 Trends

- ↓ Rape
- ↓ Aggravated Assault
- ↓ Criminal Sexual Contact

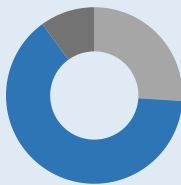
Group A Offenses	Q1	Q1 Change (%)	Q2	Q2 Change (%)	Q3	Q3 Change (%)	Q4	Q4 Change (%)	Q1-Q4	Q1-Q4 Change (%)
Crimes Against Person	6,740	-9.6%								
Simple Assault	3,324	-12.0%								
Intimidation	2,436	1.5%								
Aggravated Assault	541	-26.1%								
Criminal Sexual Contact	179	-16.4%								
Rape	126	-27.2%								
Kidnapping/Abduction	80	-								
Statutory Rape	23	-								
Murder/Nonnegligent Manslaughter	18	-								
Human Trafficking Offenses	5	-								
Incest	5	-								
Negligent Manslaughter	3	-								

* Sum of offenses in the category
† Relative change calculations are not provided when both values are less than 100.
^ For the quarterly percentage change, the data are compared to the same quarter of the previous year. Example: Q1 Change (%) represents the percentage difference between the Q1 count of 2024 compared to Q1 of 2025.

Crimes Against Property

16.8%

Crimes Against Property offenses have decreased by 16.8% compared to the same period last year.



64.1%

Crimes Against Property offenses are roughly 64.1% of the Group A crimes reported in Connecticut so far in 2025.

Top Q1 Trends

- ↓ Robbery
- ↓ Motor Vehicle Theft
- ↓ Theft From Motor Vehicle

Top 2025 Trends

- ↓ Robbery
- ↓ Motor Vehicle Theft
- ↓ Theft From Motor Vehicle

Group A Offenses	Q1	Q1 Change (%)	Q2	Q2 Change (%)	Q3	Q3 Change (%)	Q4	Q4 Change (%)	Q1-Q4	Q1-Q4 Change (%)
Crimes Against Property	16,719	-16.8%								
Larceny/Theft Offenses*	8,011	-9.9%								
Shoplifting	2,988	-6.4%								
All Other Larceny	2,302	-0.5%								
Theft From Motor Vehicle	1,285	-27.7%								
Theft From Building	781	4.1%								
Theft of Motor Vehicle Parts/Acc.	627	-20.4%								
Pocket-picking	16	-								
Purse-snatching	7	-								
Theft From Coin Operated Machine	5	-								
Destruction/Damage/Vandalism	3,197	-26.9%								
Fraud Offenses*	2,336	-9.1%								
Identity Theft	722	-8.8%								
False Pretenses/Swindle/Con. Game	626	-18.0%								
Wire Fraud	397	10.9%								
Credit Card/ATM Fraud	395	-10.6%								
Impersonation	148	-9.8%								
Hacking/Computer Invasion	43	-								
Welfare Fraud	5	-								
Motor Vehicle Theft	1,531	-30.9%								
Burglary/Breaking & Entering	691	-25.5%								
Counterfeiting/Forgery	293	-5.2%								
Robbery	267	-31.7%								
Stolen Property Offenses	229	-14.2%								
Extortion/Blackmail	91	-								
Embezzlement	37	-								
Arson	36	-								
Bribery	0	-								

* Sum of offenses in the category

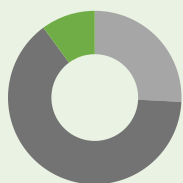
† Relative change calculations are not provided when both values are less than 100.

^ For the quarterly percentage change, the data are compared to the same quarter of the previous year. Example: Q1 Change (%) represents the percentage difference between the Q1 count of 2024 compared to Q1 of 2025.

Crimes Against Society

0.4%

Crimes Against Society offenses have decreased by 0.4% compared to the same period last year.



10.1%

Crimes Against Society offenses are roughly 10.1% of the Group A crimes reported in Connecticut so far in 2025.

Top Q1 Trends

- ↑ Drug Equipment Violations
- ↓ Pornography/Obscene Material
- ↓ Weapon Law Violations

Top 2025 Trends

- ↑ Drug Equipment Violations
- ↓ Pornography/Obscene Material
- ↓ Weapon Law Violations

Group A Offenses	Q1	Q1 Change (%)	Q2	Q2 Change (%)	Q3	Q3 Change (%)	Q4	Q4 Change (%)	Q1-Q4	Q1-Q4 Change (%)
Crimes Against Society	2,637	-0.4%								
Drug/Narcotic Violations	1,259	4.8%								
Weapon Law Violations	651	-22.0%								
Drug Equipment Violations	553	26.5%								
Pornography/Obscene Material	95	-24.6%								
Animal Cruelty	40	-								
Prostitution Offenses*	36	-								
Gambling Offenses*	3	-								

* Sum of offenses in the category
† Relative change calculations are not provided when both values are less than 100.
^ For the quarterly percentage change, the data are compared to the same quarter of the previous year. Example: Q1 Change (%) represents the percentage difference between the Q1 count of 2024 compared to Q1 of 2025.

Resources

**Fraud
Resources**



**Hate Crime
Resources**



**Report
Suspicious
Activity**



**Preparedness
Applications**



For Emergencies Dial 911