

# Connecticut

## LIHEAP FY2022 State Profile

**Total Funding Available**  
**\$139,844,668**

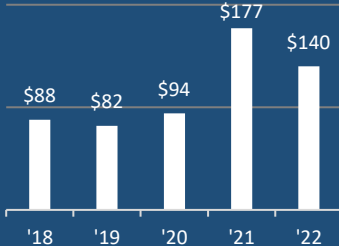
**Total Households Served**  
**92,180**

**Income Eligibility Requirements**  
**\$75,052**  
 for a 4-person household

**% of State Income-Eligible Population Served**  
**21%**

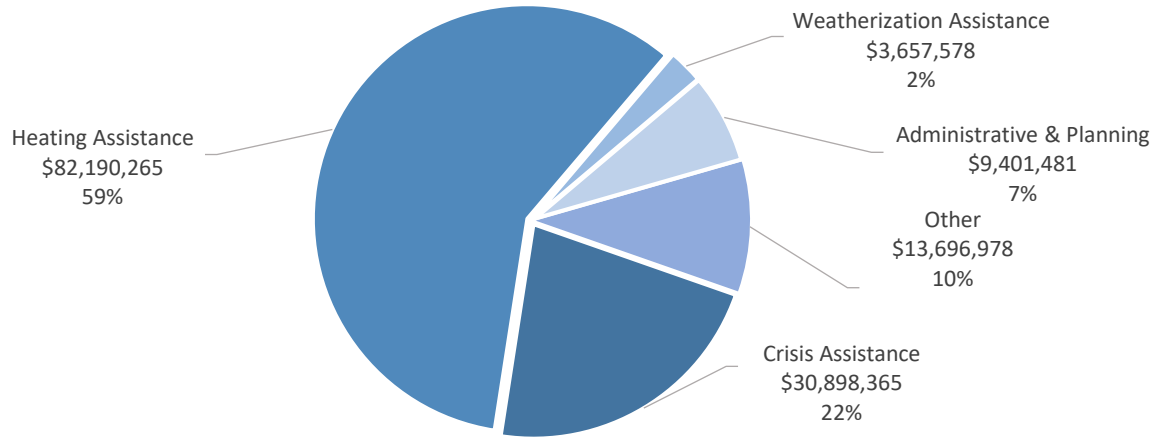
**State Income-Eligible Population**  
**434,017**

**Annual Funds, 2018-2022 (\$ millions)**



Year	Funding (\$ millions)
'18	\$88
'19	\$82
'20	\$94
'21	\$177
'22	\$140

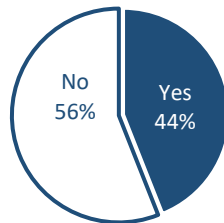
### Uses of Funds



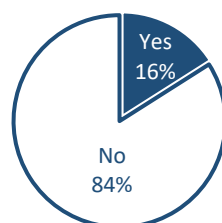
The Other category consists of:  
 Nominal Payments (\$6,817,603)  
 Carryover to FY 2023 (\$5,516,723)  
 Assurance 16 Activities (\$1,362,652)

### Vulnerable Recipient Households

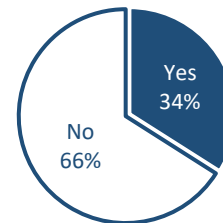
Households with Elderly Member



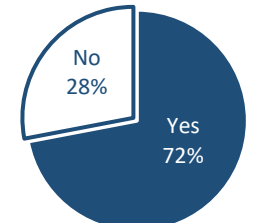
Households with Young Child



Households with Disabled Member



Households with Any Vulnerable Member



### Types of Assistance

**Heating Assistance** served 92,180 households with reported average benefits of \$997 (regular LIHEAP funds) and \$865 (LIHEAP ARPA funds).

**Winter Crisis Assistance** served 24,087 with a reported average benefit of \$766 (regular LIHEAP funds) and \$761 (LIHEAP ARPA funds).

**Weatherization Assistance** served 665 households with a calculated average benefit of \$5,500.