



STATE OF CONNECTICUT

DEPARTMENT OF SOCIAL SERVICES

TO: The Honorable Beth Bye
The Honorable Toni E. Walker
Co-Chairs, Appropriations Committee

Members, Appropriations Committee

The Honorable Marilyn Moore
The Honorable Catherine F. Abercrombie
Co-Chairs, Human Services Committee

Members, Human Services Committee

FROM: Roderick L. Bremby, Commissioner *KMBremby for RLB*

DATE: November 15, 2016

RE: Connecticut Home Care Program for Elders
Annual Report for SFY 2015

I am pleased to notify you of the availability of the SFY 2015 Annual Report for the Connecticut Home Care Program for Elders. The report may be accessed on the Department of Social Services web site at www.ct.gov/dss (click on Publications, then Reports). The Connecticut Home Care Program exemplifies the state's long-standing commitment to comprehensive community-based care for elders in need of long-term care. By enabling and providing supportive services at home, the state has helped to preserve the dignity and autonomy of older persons and has assisted families struggling to maintain older relatives at home.

In the interest of cost savings, we are not distributing hardcopies of the report but can do so upon request. The report includes comprehensive financial data, including service claims that can take up to a year to complete before they can be compiled and analyzed.

Development of home care options has helped to curb the spiraling costs of institutional care. However, its most important impact has been on the quality of life for Connecticut's older citizens. We thank you for your crucial support of these principles at the General Assembly over the years.

At the close of SFY 2015, over 16,500 Connecticut residents were being served by the Connecticut Home Care Program for Elders.

The program combines federal and state funds to cost-effectively serve older adults according to their needs. Care plans are developed within the limits of 25%, 50% and 100% of the average

nursing facility cost. The cost depends upon which Connecticut Home Care Program for Elders functional category corresponds to the individual's needs. This report describes the criteria for each category served by the program.

This report represents the final year of a five-year renewal for the Home- and Community-Based Services Waiver. The federal Centers for Medicare and Medicaid Services (CMS) has approved the waiver renewal for five years until June 30, 2020. As part of the renewal and approval process, the Department developed a set of performance measures to meet the assurances that states make to CMS when they are operating a waiver.

Continuing highlights of the program include:

DSS continues to work collaboratively with the Department of Community and Economic Development, the Connecticut Housing Finance Authority, the Department of Public Health and the Office of Policy and Management to implement the Assisted Living Demonstration Pilot Project. By offering assisted living services in the demonstration programs, residents are offered a viable choice that will allow them to maintain a degree of continued health, dignity and independence at significantly less cost than a nursing home. Four sites, The Retreat in Hartford, Herbert T. Clark in Glastonbury, Luther Ridge in Middletown and Smithfield Gardens in Seymour, are fully operational.

The Department's Community Options Unit (formerly the Alternate Care Unit), under PA 07-2, Section 29, continues to operate a pilot program implemented in October 2007 -- the Connecticut Home Care Program for Adults with Disabilities. The target population is individuals with degenerative, neurological conditions who are not Medicaid-eligible and who are in need of case management to develop, implement and monitor plans of care. This program was expanded effective July 1, 2014, to 100 slots, an increase from the original 50.

The Community Options unit submitted a renewal application to the Centers for Medicare and Medicaid Services for a Home and Community-Based Services 1915i State Plan Option that expires January 31, 2017. The population served under this state plan option is Home Care Program Category 1 clients who are also Medicaid recipients. This allows the state to claim 50% federal match for clients who were previously 100% state-funded. Over 600 persons are served under this state plan option.

As Commissioner of the Department of Social Services, I am proud to be part of the traditional pro-active role Connecticut has taken in developing innovative and effective policies and programs to address the needs of our elders and citizens with disabilities. On behalf of Governor Dannel P. Malloy, I thank you again for your continuing role in moving our state forward in this vital area.

Cc: Kathleen Brennan, Deputy Commissioner
Kate McEvoy, Director of Health Services

**DEPARTMENT OF SOCIAL SERVICES
HOME AND COMMUNITY-BASED
SERVICES UNIT**



**CONNECTICUT HOME CARE PROGRAM FOR ELDER
ANNUAL REPORT
To the Legislature
SFY 15
July 2014 – July 2015**

Table of Contents

- I. Preface: A History of the Connecticut Home Care Program for Elders**

- II. Program Description and Organization**
 - a. Connecticut Home Care Program At A Glance
 - b. Assisted Living Services Component
 - c. Care Management and Self Directed Care
 - d. Quality Enhancement Program

- III. Cost-Effectiveness of the Waiver**
 - a. Program Cost and Projected Savings
 - b. Summary of the Average Monthly Cost/Case by Date of Service
 - c. Summary of Program Costs and Savings by Date of Service
 - d. Program Costs by Date of Service
 - e. Average Monthly Caseloads

- IV. CT Home Care Program Overview**
 - a. Financial Eligibility – Medicaid Waiver
 - b. Financial Eligibility – State Funded
 - c. Financial Eligibility – 1915i Waiver
 - d. Targeting Frail Older Persons
 - e. Assessment, Plan of Care Development and Care Management
 - f. Application of Cost Limits
 - g. Client Fee
 - h. Acceptance of Services

- V. Caseload Trends 7/1/14 – 6/3015**
 - a. New Referrals and Placement Activity

- VI. Program Activity**
 - a. Caseload
 - b. Caseload by Funding Source
 - c. Admissions and Discharges
 - d. SFY 2015 Waiver Discharge Reasons
 - e. SFY 2015 State Discharge Reasons

- VII. Transfers Within the Program**

- VIII. Program Expenditures and Cost Savings Program Activities**
 - a. Program Expenditures 7/1/14 – 6/30/15
 - b. Mandatory Medicaid Applications

APPENDICES

- A. Connecticut General Statutes, Section 17b-342
- B. Organization of the Connecticut Home Care Program (Category Chart)
- C. Care Management Continuum
- D. Members of the CT Home Care Advisory Committee
- E. Connecticut Home Care Program for Elders: Client Characteristics
- F. State Funded Congregates Growth
- G. HUD Facilities Growth
- H. Private Assisted Living Program Growth
- I. Assisted Living Demonstration Project Growth
- J. Critical Incident Reports
- K. Average Length of Stay
- L. Client Satisfaction Survey Reports

Preface: A History of the Connecticut Home Care Program

In the mid 1980's the federal government offered states the opportunity to expand home care under special options called Medicaid "home and community-based service waivers". These options were called "waivers" because they allowed states to "waive" certain Medicaid rules including restrictive income limits and prohibitions against coverage for non-medical services. The rationale for creating federal waivers rested in the belief that individuals, who would otherwise be institutionalized at the state's expense, could be diverted from this costly option if services were available to support them in the community. In addition, home health services already covered by Medicaid (nursing, home health aide, physical, speech and occupational therapy and medical transportation) a wide array of home care services were considered necessary to adequately support a frail elder in the community. These services included emergency response systems, respite care, home delivered meals, homemaker, adult day care, chore help, non-medical transportation, companionship, mental health counseling, and care management. The federal waiver option thus allowed states to receive federal matching funds (50% match in Connecticut) for services which previously had been paid primarily with state funds.

In 1985, following a successful demonstration project, the Connecticut General Assembly voted to establish an expanded home care program taking advantage of the new waiver option. This legislation directed the Department of Income Maintenance (DIM) to apply for the federal waiver to maximize federal reimbursement but also required the program to serve individuals who would not qualify for the waiver and whose services would be fully state-funded. The program, then called the Long Term Care Pre-admission Screening and Community-Based Services Program (PAS/CBS) began statewide operation in 1987. It was targeted to very frail elders identified by hospital or nursing facility staff as likely to be admitted to a nursing facility within sixty days.

In 1990, the General Assembly began steps to consolidate home care services for elders. Public Act 92-182 ended admissions for elders in the Adult Services Program operated by the Department of Human Resources and in the state-funded portion of the PAS/CBS program operated by DIM. While existing clients were able to continue receiving services through their respective programs, new applicants in need of state-funded home care services were referred to the Promotion for Independent Living at the Department on Aging. Elders who were eligible for the Medicaid waiver program could still apply to the Department of Income Maintenance.

The second phase of the consolidation came at the end of SFY '92 session. Through Public Act 92-16, the General Assembly merged three major programs: the Preadmission Screening and Community-Based Services, The Promotion of Independent Living and The Elder Services portion of the Adult Services Program and reinstated the state-funded portion of the home care program. The program was then renamed The Connecticut Home Care Program for Elders.

Under the umbrella of the Connecticut Home Care Program for Elders (CHCPE), the program continued to have two components, one fully state-funded: the other receiving matching funds under the federal waiver. The following year, the State reorganized several human services departments resulting in the consolidation of the three original departments under the new Department of Social Services.

Over the past years, new developments in the program increased consumer choices and expanded opportunities for consumers to influence the services that directly affected their lives. In February 1993, the Department began to implement a concept called "self-directed care", recognizing that many frail older persons were capable of working directly with their providers to assure that services needs were met safely and efficiently.

In SFY '95 the enactment of P.A. 95-160 Subsection 7 eliminated the licensing of Coordination, Assessment and Monitoring Agencies and substituted in their place a new entity call an "Access Agency". The Department consulted with the Home Care Advisory Committee over the following summer to develop standards for this new agency and issued regulations and Request for Proposals the following November. The Department awarded three Access Agencies contracts to provide assessment and care management services.

The establishment of a waiting list for the Connecticut Home Care Program for Elders, in effect for SFY '96 and '97, slowed the growth of the program. Intake for the home care program reopened in August 1996 and by December of 1997, all eligible individuals' applications from the waiting list were processed for program services.

The Connecticut Home Care Program for Elders has evolved over the years to better meet the needs of Connecticut's older citizens. The program uses state-of-the-art approaches for delivering home care services to frail elders who are at risk of institutionalization. The program structure is ever evolving to accommodate changes at the federal and state level.

Several program changes have occurred over the years. Personal care attendant (PCA) services were originally offered in the form of a state-funded pilot program with a limited number of slots and a waiting list. During the ensuing years, PCA services were added as a waiver service. PCA services evolved to include 12 hour shifts and 24 hour live in services. Self-directed PCA services are now covered by Medicaid under Community First Choice under the 1915k state plan option.

Effective 7/1/07, PA 07-185 enacted the Connecticut Home Care Program for Adults with Disabilities (CHCPDA); The CHCPDA Pilot Program was the result of advocacy efforts to develop a program offering a package of services to individuals age 18 – 64 with degenerative neurological conditions and cognitive impairments who need case management as well as other supportive services and who do not meet the financial eligibility criteria for Medicaid. Originally, the program was limited to 50 slots which have been increased to 100 slots.

The Connecticut Home Care Program contracted Ascend Management Innovations to develop an online client data base and work flow system that transitioned the unit's files from paper based to electronic. This system has greatly improved efficiency, timeliness of documentation and submission of required forms. In additions, the system features a critical incident reporting system which has tremendously improved the ability to monitor, track and take appropriate actions to address issues of abuse, neglect, exploitation and other issues.

Connecticut Home Care Program staff launched a new Quality Assurance Committee, consisting of representatives from the Access Agency and CHCP which has addressed various timely

issues, provider quality issues, uniformity of forms, language to improve reporting. See page 12 for more information.

New services have been added during each waiver renewal including care transitions, assistive technology, bill payer, chronic disease self-management, support broker, recovery assistant and tiered case management. Tiered case management offers different levels of case management intensity based on client needs.

Connecticut Home Care Program staff in conjunction with Hewlett Packard Enterprises created a new care plan portal in which Access Agency Care Managers enter specific program services with date ranges and specific units of service. Utilization of this system provides greater provider agency accountability.

The Connecticut Home Care Program continues to evolve and change to respond to needs for new services, increasing emphasis on client-centered goals, provider quality assurance and accountability, new Quality Assurance initiatives and significant improvements in staffing client eligibility services and procedures to improve efficiency.

I. PROGRAM DESCRIPTION AND ORGANIZATION

The Department's Home and Community Based Services Unit administers the CT Home Care Program for Elders. The mission of the Home and Community Based Services Unit is to develop a dynamic system that includes a flexible array of cost-effective, community based and institutional long term care alternatives, which are responsive to the needs and preferences of individuals and families with continuing care needs.

This mission supports the Department's broader mission to serve families and individuals who need assistance in maintaining or achieving their full potential for self-direction, self-reliance and independent living. Clinical staff from the Home and Community Based Services Unit screen individuals when a need for long term care is identified to ensure that the option of home care is considered before institutional care. For a brief history of Connecticut's commitment to home care see Appendix A.

The program is organized under a multi-tiered structure, which enables individuals to receive home care services in levels corresponding to their functional needs and financial eligibility. The first two categories are funded primarily through a State appropriation. Individuals in the third category qualify for reimbursement under the Medicaid waiver program; therefore, costs for this category are equally distributed between Federal and State funds. Individuals in Category 5, receive services under a 1915i state plan option so service expenditures are federally matched. Category 4 is the state funded pilot program for Adults with Disabilities under the age of 65.

Cost limits for each level of the program are established so that individual care plan expenditures can increase in response to individual needs. In practice, most actual care plan costs are well under the limits for each category. In Category 3, the category serving the neediest group of

elders, the average cost of care is less than half of the cost limit.

The following are descriptions of the five program categories. Eligibility limits and other program requirements are described in more detail later in this report. For a brief summary, please refer to the chart on the organization of the program in Appendix B and the revised legislation in Appendix C.

Category 1: This category is targeted to individuals who are at risk of long term hospitalization or nursing facility placement if preventive home care services are not provided. Since these are not individuals who would immediately need nursing facility placement in the absence of the program, individual care plan limits are set at 25% of the weighted average Medicaid cost in a nursing facility.

Category 2: This category targets individuals who are frail enough to require nursing facility care, but have resources which would prevent them from qualifying for Medicaid upon admission to a nursing facility. Care plan limits for these individuals cannot exceed 50% of the weighted average Medicaid cost in a nursing facility.

Category 3: This category targets individuals who would otherwise require long term nursing facility care funded by Medicaid. In order to assure cost effectiveness, individual care plan costs cannot exceed 100% of the weighted average Medicaid cost in a nursing facility.

Category 4: This category is the pilot program for persons under 65 with degenerative neurological conditions. The program came out of legislation in 2007 and implementation began October 1, 2007. The financial eligibility and care plan cost limits are the same as Category 2.

Category 5: This category became effective February 1, 2012. Functionally, the participants are the same as Category 1 but since they are Medicaid recipients, their service costs are 50% federally matched.

This program structure was developed in conjunction with Connecticut Home Care Program Advisory Committee, which was established by the Department in 1992. Over the years, the Committee has made many critical recommendations, which have resulted in improvements in access to home care. The advice of the Home Care Advisory Committee continues to provide a valuable perspective for the Department's evolving home care program. A complete listing of current members is included in Appendix D.

Connecticut Home Care Program for Elders at a Glance

<u>\$758.57</u>	The average monthly client cost on the State Funded portion of the CT Home Care Program.
<u>\$1,854.37</u>	The monthly average monthly client cost on the Medicaid Waiver portion of the CT Home Care.
<u>5,312</u>	The number of individuals screened for the CT Home Care Program who were referred for assessment and became active clients.
<u>16,159</u>	The monthly average number of clients on the CT Home Care Program for SFY 2015.
<u>20,301</u>	The number of elders served on the State Funded, Medicaid Waiver 1915c, Adults with Disabilities and 1915i portions of the CT Home Care Program for SFY 2015.
<u>\$100,258,596</u>	The savings generated as a result of the reduced utilization of nursing facility beds due to the CT Home Care Program's Medicaid Waiver.
<u>\$375,139,038</u>	The program expenditures for the Medicaid Waiver and State Funded portion of the CT Home Care Program.

Assisted Living Services Component

Over the past several years, the State of Connecticut has developed alternatives to nursing facility care and assisted living has been a major focus of these efforts. Connecticut offers assisted living in state-funded congregate housing facilities, federally-funded HUD residences and has developed four subsidized assisted living residences in Connecticut communities.

Assisted living is a special combination of housing, supportive services, personalized assistance and health care designed to respond to the individual needs of those who require help with activities of daily living and instrumental activities of daily living. Supportive services are available 24 hours a day to meet scheduled needs in a way that promotes maximum dignity and independence for each resident and involves the resident's family, neighbors, and friends.

Private Assisted Living Pilot

Public Act 02-7 allowed the Department to establish the Private Assisted Living Pilot that became effective January 1, 2003. As of July 1, 2012 the Pilot provides one hundred twenty five (125) clients with the opportunity to remain in their private assisted living facility after they have spent down their assets.

The Pilot grew out of recognition that some elders, after living in a Private Assisted Living Facility for a time, have spent down their assets and thus require help with their living expenses. In order to assist these individuals, the Pilot provides funding for their assisted living services. The Pilot does not pay for room and board; it is expected that such individuals will have family members who are willing and able to assist with some of those expenses. This Pilot is based on the premise that it will be cost effective for the State to provide for such individuals, for in doing so, they will not require admission to a nursing facility.

As of June 30, 2015, the Private Assisted Living Pilot has served a total of 606 clients at a cost of \$16,405,085. This figure includes both core and assisted living service charges and covers an eleven year period.

State Funded Congregate and HUD Facilities

Public Act 00-2 allowed the Department of Housing (DOH) to offer assisted living services to residents in State Funded Congregate Housing and Federally Funded HUD Facilities. Through the collaborative effort of DOH, the Department of Public Health (DPH) and the Department of Social Services (DSS), the program became effective February 2001.

Public Act 00-2 also grants Managed Residential Community (MRC) status to approved State Funded Housing and Federally Funded HUD Facilities for the purpose of providing assisted living services and allows the Department of Public Health (DPH) to waive provisions of the assisted living services agency regulations on a case-by-case basis.

The assisted living services are funded through the State Department of Social Services (DSS) or the State Department of Housing (DOH). The assisted living services are provided by an assisted living services agency (ALSA). The assisted living services agency provides the personal care services, core services and supplemental services based on the care needs of the qualified residents.

Assisted Living Services provide a viable choice to the residents that will enhance and maintain a degree of continued health, dignity and independence at significantly less cost than nursing facility placement.

As of June 30, 2015, 332 clients had received services in State funded congregate facilities at a cost of \$21,302,175. This figure includes both core and assisted living service charges and covers a thirteen year period.

As of June 30, 2015, 801 clients had received services in the HUD facilities participating in the assisted living pilot at a cost of \$22,394,004. This figure includes both core and assisted living service charges and covers a fourteen year period.

Assisted Living Demonstration Project

Over the past several years, the Department of Social Services in collaboration with the Department of Public Health, (DPH) the Department of Housing (DOH) and the Connecticut Housing Finance Authority (CHFA) have developed the Assisted Living Demonstration Project which, provides 300 subsidized assisted living units in both urban and rural settings.

This unique project combines the development financing through CHFA, the necessary housing component through rental subsidies from DOH, and services through DSS' Connecticut Home Care Program for Elders. Four projects were approved. They are in the cities of: Glastonbury, Hartford, Middletown and Seymour.

As of June 30, 2015, 1,025 clients had received services in the DEMO facilities participating in the assisted living pilot at a cost of \$43,715,746. This figure includes both core and assisted living service charges over an eleven year period.

Adult Family Living

The Department of Social Services added Adult Family Living/Foster Care as a service under the CT Home Care Program for Elders (CHCPE). Adult Family Living/Foster Care is defined as: Personal care and supportive services, (homemaker, chore, attendant services, meal preparation) that are furnished CHCPE & PCA participants who reside in a private home by a principal caregiver who lives in the home. Adult Family Living/Foster Care is furnished to adults who receive these services while living at home in conjunction with residing in the home. Service includes 24 hour response capability to meet scheduled or unpredictable participant needs to provide supervision, safety and security based on Activities of Daily Living, Instrumental Activities of Daily Living, cognitive or behavioral needs.

Care Management and Self-Directed Care

Connecticut was a pioneer in the development of quality standards for case management through the State Licensure for Coordination, Assessment and Monitoring Agencies. Just as Connecticut has been a leader in developing this sophisticated model, the State has also been a leader in challenging the limits of case management, or what is now called "care management."

Many frail elders have complex needs which require ongoing coordination and frequent monitoring of their medical, professional, and social services providers. Most clients in the program continue to benefit from the services of an independent care manager.

As shown in the care continuum (Appendix E) some individuals, whether on their own, with family support, or with the assistance of a provider agency, are fully able to coordinate and monitor their own service providers, that is, to manage their own plan of care. These individuals are considered "self-directed" in the Department's model and receive their services under the self-directed care component of the program.

As of July 14, there were 225 active clients who were designated self-directed care, representing 1.4 % of the total caseload. By the end of June 2015, there were 237 active self-directed care clients representing 1.5 % of the total caseload. The Home and Community-Based Services Unit clinical staff screen those clients who, upon initial assessment into the program, appear to be candidates for self-directed care after an initial six month period of care management services. These clients are reassessed for the self-directed care option at the first six month interval rather than after one full year in the program.

The Home and Community-Based Services Unit staff began logging all self-directed care referrals, their source, and disposition in an effort to spur Access Agency referrals and provide documentation of activity. On a scheduled basis, the Department evaluates all individuals in the program for self-directed care to insure that only those clients who truly need care management are receiving that service.

Quality Enhancement System

The quality enhancement system in place for the CT Home Care Program for Elders is a system that monitors the unique needs and quality of services provided to our clients.

Our Quality Enhancement system has a Quality Assurance team to provide ongoing monitoring of program functions:

- The Quality Assurance Team conducts on-site administrative and chart audits of access agencies, assisted living service agency records, visits provider agencies and clients.
- The Quality Assurance Team reviews Access Agency Reports to identify any trends, issues and questions on the reported information. This team monitors the timeliness of information

received and provides any necessary follow-up with the Access Agencies.

- The Quality Assurance Team has fully implemented a critical incident reporting system through a web based application that allows tracking and trending of data both client specific and system wide.

The Department of Social Services monitors provider compliance in conjunction with the Department of Public Health. The Community Nursing and Home Health Division within the Department of Public Health conduct annual licensure inspections of all licensed home health agencies. Serious issues of regulatory non-compliance by a licensed agency, which could jeopardize a client's health or safety, are brought to an expeditious hearing; any recommended action is immediately instituted.

Various QA activities are conducted to monitor provider compliance with CHCPE regulations and policies and to measure client satisfaction with services.

The QA team conducted a review of two Assisted Living facilities this year and chart reviews at each. Additionally, provider compliance was monitored by a record and administrative audit of six Access Agencies. This included a re-audit for our newest Access Agency. Two Satisfaction Surveys were conducted with clients in two of the six state regions. One IMD review was conducted which included collaboration with the Department of Public Health.

Goals for New Fiscal Year

- To meet or exceed performance measures specified in the 1915c and 1915i waiver documents and report finding to CMS.
- Newly reestablished Quality Assurance committee to include DSS Quality staff, Quality managers from each Access Agency, and Quality staff from our fiscal intermediary Allied Community Resources. Charged with: Enhanced collaboration with one another and provider agencies, reinforcing uniformity in approaches and processes, and universality in forms utilized.
- Allied Community Resources is now contracted to conduct provider audits which are forwarded to ACU for review and follow up as necessary, prompting audits as needed.
- Revision of reporting to DSS by Access Agencies.

II. COST EFFECTIVENESS OF THE WAIVER

Program Cost and Projected Savings

In order to establish cost-effectiveness under the Federal Standards for Medicaid Waivers, the Department must only demonstrate that the per capita cost for program participants is less than institutional care. In other words, the Federal Standards assume that every client served by the Waiver would otherwise be institutionalized. Therefore, as long as the cost for each individual's care is less than the cost in a nursing facility, the Waiver program is considered cost-effective.

When the Connecticut Home Care Program for Elder's Waiver was established, the Connecticut General Assembly mandated that the program be designed to be not only cost-effective on an individual basis but also cost-neutral overall. Section 17b-342(a) of the Connecticut General Statutes specifically provides that:

"The program shall be structured so that the net cost to the state for long term facility care in combination with the community based services under the program shall not exceed the net cost the state would have incurred without the program".

To meet the General Assembly's higher standard for measuring cost effectiveness under the Waiver, it is critical that the Department's cost analysis recognize that "diverting" a Medicaid recipient to home and community based services does not always mean that the State "saves" the full cost of a nursing facility bed. This is because the bed will still be filled, often by another Medicaid recipient. Approximately 35% of all nursing facility admissions are Medicaid patients.

Therefore, the Department has formulated a hypothetical "cost effectiveness model" that computes the total State costs for providing home care services under the Waiver. This is calculated by adding together the actual cost of services (Waiver services plus skilled nursing, and other home health services), the program's administrative costs, and the Old Age Assistance (OAA) provided to persons receiving home care, which would not be incurred if these persons entered a nursing facility. The program is considered cost-effective if the sum of those three costs is less than the estimate of the savings that the State generates as a result of the reduced utilization of nursing facility beds due to the program. In other words:

SAVINGS	—	COSTS	=	NET SAVINGS
\$325,895,448	-	\$162,947,724	=	\$100,258,596

This analysis is based on date-of-service data. It does not include bills that may have been paid after the end of SFY 2015.

The analysis of these factors reveals that the program costs are significantly less than the estimated savings in nursing facility expenditures. The amount of the difference represents the overall savings realized due to the Waiver home care program.

Since an estimate of the savings attributed to the program must be developed on the basis of assumptions about "what would have happened," no such analysis can be considered to be definitive. However, the Department continues to monitor program expenditures and estimated savings and to update its analysis based upon the best information available.

Currently, the State has a moratorium on the construction of nursing facility beds, yet there are vacancies in many facilities. In the face of a growing population of elders, this apparent leveling of nursing home growth is probably the greatest evidence of the success of the CT Home Care Program for Elders in reducing unnecessary institutional expenditures. Many other factors undoubtedly have also influenced this phenomenon.

The Department's formula for estimating the net savings under the Waiver portion of the CT Home Care Program for Elders utilizes an analysis estimating savings by assuming that all Waiver clients would have entered a nursing facility in the absence of the program. Based on the longer length of stay prior to nursing facility admission, the Department has made an additional adjustment in the formula over past years. The Department has not projected savings for any newly enrolled individuals admitted within the fiscal year even though the costs for their services are still counted.

Since new enrollees receive services for an average of six months during the fiscal year of their enrollment, this adjustment has the effect of counting the home care costs but not counting savings for that period. To account for the fact that other Medicaid recipients might fill some of the beds that were left vacant by individuals who enroll in the CT Home Care Program for Elders, the analysis reduces the projected savings by 35% since 35% of nursing home admissions are for individuals on Medicaid. Future CHCPE reports will not include this reduction due to the impact of the Money Follows the Person Program on returning individuals in nursing homes to the community prior to their admission to the CHCPE.

**Connecticut Home Care Program for Elders
SFY 2015
Average Monthly Cost per Case Summary**

Statewide												
Title XIX			State Funded			1915i			Total			
Annual Recipients	Annual Expenditures	Monthly Cost / Service	Annual Recipients	Annual Expenditures	Monthly Cost / Service	Annual Recipients	Annual Expenditures	Monthly Cost / Service	Annual Recipients	Annual Expenditures	Monthly Cost / Service	
Screening Services												
Assessments	3,420 \$	1,029,974 \$	301.16	4,560 \$	1,320,587 \$	289.60	196 \$	53,075 \$	270.79	8,176 \$	2,403,636 \$	2,411,812
Reviews	1,377 \$	175,786 \$	127.66	559 \$	64,580 \$	115.53	22 \$	2,245 \$	102.04	1,958 \$	242,611 \$	244,569
Health Screens	1 \$	150 \$	149.95	2 \$	210 \$	104.97	0 \$	- \$	-	3 \$	360 \$	363
Sub-Total		\$ 1,206,910		\$ 1,385,376			\$ 55,320			\$ 2,646,606		
Waiver Services												
Case Management	14,541 \$	18,441,961 \$	105.69	5,026 \$	5,051,561 \$	83.76	734 \$	970,088 \$	110.14	20,301 \$	24,463,609 \$	24,483,910
Adult Day Health	1,721 \$	13,534,232 \$	655.35	391 \$	2,300,851 \$	490.38	112 \$	677,641 \$	504.20	2,224 \$	16,512,725 \$	16,514,949
Chore	406 \$	361,020 \$	74.10	97 \$	76,171 \$	65.44	23 \$	14,413 \$	52.22	526 \$	451,604 \$	452,130
Companion	6,820 \$	41,142,798 \$	502.72	1,839 \$	5,492,728 \$	248.90	470 \$	1,313,873 \$	232.96	9,129 \$	47,949,400 \$	47,958,529
Elderly Foster Care	253 \$	3,170,439 \$	-	36 \$	276,166 \$	-	0 \$	- \$	-	289 \$	3,446,606 \$	3,446,895
Meals	5,147 \$	8,090,423 \$	130.99	1,284 \$	1,282,364 \$	83.23	344 \$	690,004 \$	167.15	6,775 \$	10,062,791 \$	10,069,566
Homemaker	8,720 \$	34,922,809 \$	77.32	3,006 \$	6,956,939 \$	192.86	610 \$	1,740,563 \$	237.78	12,336 \$	43,620,310 \$	43,632,646
Mental Health Couns.	725 \$	652,568 \$	75.01	113 \$	62,276 \$	45.93	27 \$	23,113 \$	71.34	865 \$	737,957 \$	738,822
Personal Emerg. Resp.	8,895 \$	3,502,513 \$	32.81	2,882 \$	940,176 \$	27.19	365 \$	136,700 \$	31.21	12,142 \$	4,579,390 \$	4,591,532
Respite Care	31 \$	51,321 \$	137.96	14 \$	29,982 \$	178.46	0 \$	- \$	-	45 \$	81,303 \$	81,348
Non-Medical Transp.	98 \$	16,382 \$	13.93	44 \$	10,426 \$	19.75	5 \$	341 \$	5.68	147 \$	27,149 \$	27,296
Assisted Living	289 \$	4,656,932 \$	1,342.83	464 \$	5,862,940 \$	1,052.97	12 \$	137,843 \$	957.24	765 \$	10,657,715 \$	10,658,480
PCA Agency	4,205 \$	121,332,523 \$	2,404.53	959 \$	9,059,868 \$	787.27	3 \$	51,894 \$	1,441.49	5,167 \$	130,444,284 \$	130,449,451
Minor Home Modificatic	84 \$	344,930 \$	342.19	5 \$	11,319 \$	188.65	0 \$	- \$	-	89 \$	356,249 \$	356,338
Assistive Technology	143 \$	122,765 \$	71.54	14 \$	9,900 \$	58.93	5 \$	4,097 \$	-	162 \$	136,762 \$	136,924
PCA Individual	564 \$	14,951,425 \$	2,209.13	146 \$	1,754,245 \$	1,001.28	0 \$	- \$	-	710 \$	16,705,670 \$	16,706,380
Sub - Total (c)		\$265,295,042		\$ 39,177,911			\$ 5,760,569			\$310,233,523		
Home Health Services (e)		\$ 57,071,058		\$ 5,187,851			\$ 1,267,111			\$ 62,558,910		
Total - Comm. Svcs.	14,541	\$323,572,011	\$ 1,854.37	5,026	\$ 45,751,139	\$ 758.57	734	\$ 7,083,000	\$ 804.16	20,301	\$375,139,038	\$ 1,539.90

(a) All Screening Services and Waiver Services expenditures and unduplicated recipients are from a Data Warehouse query.
 (b) Avg. Monthly Cost per Recipient reflects the Annual Expenditures divided by the Total Unduplicated Count of Recipients.
 (c) Source of the unduplicated recipients is the figure shown for "Case Management".
 (d) Home Health Expenditures for Title XIX and 1915i Recipients are estimated, since these costs do not appear on the 613T-ACU



**SUMMARY OF PROGRAM COSTS AND SAVINGS (BY DATE OF SERVICE)
WAIVER CLIENTS
SFY 2015**

ASSESSMENTS		
A	Assessments	3420
B	Cost/Assessment	\$301
C	Annual Assessment Cost (AxB)	\$1,029,420
COMMUNITY & HOME HEALTH SERVICES		
	Average Monthly Clients Served	14,541
	Monthly Community Costs	2210
D	Annual Community Services Costs	265,295,042
	Monthly Home Health Cost	\$475
E	Annual Home Health Cost	\$57,071,058
	Annual Status Reviews	1377
F	Annual Status Review Cost	\$175,756
G	Annual Services Cost (D+E+F)	\$322,541,856
AID TO THE AGED, BLIND & DISABLED		
	Average Monthly Clients Served	4,759
H	Annual OAA Cost	\$646
ADMINISTRATIVE EXPENSES		
	Personal Services	\$1,129,472
	Fringe Benefits	871,575.00
	Other Expenses	\$0
I	Annual Administrative Cost*	\$2,001,046.54
J	Total Program Costs for SFY 2015 (C+G+I)	\$325,895,448
K	Adjustments	\$0
L	Adjusted Total Program Costs for SFY 2015 (I+J)	\$325,895,448
M	Federal Medicaid Reimbursement (50%xL)	(\$162,947,724)
N	Total State Program Costs After Federal Reimbursement (L+M)	\$162,947,724
NURSING HOME SAVINGS		
O	Average Monthly Continuing Clients	11,636
P	Monthly NH Cost per Medicaid Client	\$5,800
Nursing Home Savings Due to CHCP:		
Q	Total Client Months for Continuing Clients (OX12)	139,632
R	Annual Nursing Home Savings Due to CHCP (PxQ)	\$809,865,600
Additional Costs for Medicaid Nursing Home Beds		
S	Filled Due to Diverted CHCP Clients (35%xR)	283,452,960
T	Total Nursing Home Savings for SFY 2015 (R+S)	526,412,640
U	Federal Medicaid Reimbursement (50%xT)	263,206,320
V	After Federal Reimbursement (T+U)	263,206,320
NET FISCAL IMPACT		
	Net State Savings for SFY 2015 (U-M)	100,258,596

*Health Screens not Included

**CONNECTICUT HOME CARE PROGRAM FOR ELDERS
PROGRAM COSTS
SFY 2015**

Program Expenses	Waiver	State Funded	1915i	Total
Assessments / Status Reviews	\$ 1,205,910	\$ 1,385,376	\$ 55,320	\$ 2,646,606
Home and Community Based Services	\$ 265,295,042	\$ 39,177,911	\$ 5,760,569	\$ 310,233,523
Home Health	\$ 57,071,058	\$ 5,187,851	\$ 1,267,111	\$ 63,526,021
Total Expenses	\$ 323,572,011	\$ 45,751,139	\$ 7,083,000	\$ 376,406,150
Administrative Services				
	Waiver	State Funded	1915i	Total
Salaries	\$1,129,471.54	\$368,711.78	\$57,562.60	\$1,555,746
Fringe Benefits	\$871,574.99	\$284,522.41	\$44,419.11	\$1,200,517
Other Expenses	\$ -	\$ -	\$ -	\$ -
Annual Administrative Costs	\$ 2,001,047	\$ 653,234	\$ 101,982	\$2,756,262
Net Costs				
	Waiver	State Funded	1915i	Total
Total Cost	\$ 325,573,058	\$ 46,404,373	\$ 7,184,982	\$ 379,162,412
Federal Reimbursement for Administrative Expenses	\$ (1,000,523)	\$ -	\$ (50,991)	\$ (1,051,514)
Federal Reimbursement for Program Expenses	\$ (161,786,005)	\$ -	\$ (3,541,500)	\$ (165,327,506)
Net State Costs for SFY 2015	\$ 162,786,529	\$ 46,404,373	\$ 3,592,491	\$ 212,783,392

Length of Stay

Analysis of the length of stay for SFY shows an overall average length of stay of clients remaining on the program for 2.7 years. Clients who meet the criteria for nursing home level of care averaged 2.6 years on the program. Clients considered at risk of institutionalization, but do not meeting nursing home level of care, averaged 3 years on the program. Clients on the Connecticut Home Care Program for Adults with Disabilities averaged 1.9 years on the program.

III. CONNECTICUT HOME CARE PROGRAM OVERVIEW

Financial Eligibility – Medicaid Waiver

In order to qualify financially for the Waiver portion of the program, an elderly person (age 65 or older) must meet the income and asset rules applicable to an institutionalized Medicaid applicant. As specified in the Federal Waiver, this means that the gross income limit is 300% of the SSI payment, or \$2,199. The asset limit for an unmarried applicant is \$1,600, although a number of resources such as a residence, car, burial reserve and \$1,500 face value life insurance policy are exempt. There are special provisions in federal law regarding the treatment of assets for married couples when one spouse is considered “institutionalized” which allows for the protection of assets for the community spouse. As of January 2015, the law allowed a community spouse to protect assets from \$23,844 up to \$117,240 depending upon the couple’s original assets, in addition to the \$1,600 that the “institutionalized” person can keep. If both spouses require Waiver services, each can only have assets of \$1,600 after exemptions.

Financial Eligibility – State Funded

The State Funded portion of the program has no income limit. The financial eligibility difference between State Funded and Medicaid Waiver is related to asset limits. When the State Funded programs were consolidated in 1992, an asset limit was established to enable individuals with more assets than the Medicaid limit, but not unlimited assets, to qualify for State Funded home care. However, existing clients with assets higher than the new limit were allowed to continue receiving services. The asset limit for an individual in the State Funded portion of the program is 150% of the minimum amount that a community spouse could have under Medicaid; this figure was \$35,766 as of January 2015. A couple on the State Funded portion of the program can have 200% of that amount, or \$47,688 as of January 2015.

Financial Eligibility – 1915i

Participants in this category of service are Medicaid recipients whose income is at or below 150% of the federal poverty level.

Targeting the Frail Older Person

A uniform health screen is completed with those financially eligible persons applying to the program. The screen collects information about the person's ability to perform basic activities of daily living and to carry out more complex tasks like preparing meals and managing medications. The screen also provides a profile of the person's cognitive status, behavior problems, if any, and informal support system. When the Department's clinical staff determines need for the program, appropriate clients may be referred to an access agency care manager for an assessment of their service needs. The screen is also used to establish the need for nursing facility care for elders who are seeking direct nursing facility admission.

Assessment, Plan of Care Development, and Care Management

Individuals receiving home care services receive the services of an independent care manager throughout their stay on the program. The care manager is a nurse or social worker who monitors the client's status monthly, reviews the care plan regularly and fully reassesses the client annually. Care management also includes ensuring that services are provided in accordance with the plan of care.

The care manager conducts a full assessment of the individual to determine service needs. Based on the results of the assessment, the care manager develops a written, individualized plan of community based social and medical services. The comprehensive plan of care specifies the type, frequency, duration and cost of all services needed for each client. The care manager is required to use the client's informal support system and pursue other funding sources such as Medicare and third party payors before utilizing program funds. DSS in conjunction with Hewlett Packard Enterprises implemented a care plan portal stating 7/1/13. Access Agencies are

required to enter clients' care plans and prior authorization in the portal. Provider agencies are now enrolled directly with the Connecticut Medical Assistance Program as service providers and may only provide and bill for the amount and duration of services authorized in the care plan portal. This measure improves quality assurance and ensures that providers may only bill what is authorized.

Application of Cost Limits

Once the plan of care is completed, the care manager must assure that the State's cost for the client's total plan of care, both medical and community based social services, does not exceed the average State cost of nursing facility care. This amount is calculated by deducting the average applied income contribution from the weighted average monthly Medicaid rate for nursing facility beds.

As of January 1, 2015, the limit on the total plan of care for Medicaid waiver clients was **\$5,778** and remained the same through the end of SFY **2015**. The cost limits on the State Funded portion of the program was \$2,889 based on a percentage of this amount.

Client Fee

Individuals who qualify for services under the special institutional income limit used for the Waiver and the State Funded component have a portion of their income applied to the cost of their care if their income exceeds 200% of the Federal Poverty Level plus the cost of any medical insurance premiums paid and other allowable deductions from the individual's gross income. Any remaining income must be paid toward the cost of care.

During SFY 15, State Funded clients were required to pay a 7% cost share each month based on paid claims data for that month. Allied Community Resources is responsible for collecting both Applied Income as well as cost share from clients. Clients who fail to pay the cost share and/or the Applied Income may be discontinued from the program.

Acceptance of Services

The care manager offers the individual the choice to accept a plan of home and community-based care as an alternative to institutional care. This choice is required by federal law and must be documented in writing. The individual and the care manager sign the plan of care. Individuals who accept a plan of care are expected, to the extent they are able, to take an active part in creating and changing their plan of care as needed. Individuals have the right to refuse the plan of care or any services suggested and be informed of likely consequences of such refusal. In SFY 2015, 5,312 clients accepted plans of care for home and community based services in contrast to 4,152 in the prior year. This represents 48% of the persons referred for assessment.

IV. CASELOAD TRENDS: 7/1/14 - 6/30/15

During the twenty seventh year of operations, July 1, 2014 through June 30, 2015, the combined Waiver and State Funded Program caseload decreased by 4%.

New Program Referrals and Placement Activity

The number of new clients placed on services during SFY 2015 was 5,312. An average of 403 new clients were placed on services each month and an average of 291 discharges occurred, resulting in an average net increase of 112 clients each month.

Throughout SFY15 9,951 individuals were referred for a full assessment of their needs to consider their potential for community placement. This is an increase of 8.0% over the previous year of 8,602.

	New Program Referrals	New Clients
SFY 2010	6,891	4,306
SFY 2011	7,815	4,386
SFY 2012	7,743	3,895
SFY 2013	7,897	4,193
SFY 2014	8,602	4,152
SFY 2015	9,951	5,312

The chart below illustrates the number of new referrals that resulted from new program referrals in SFY 10 through SFY 15.



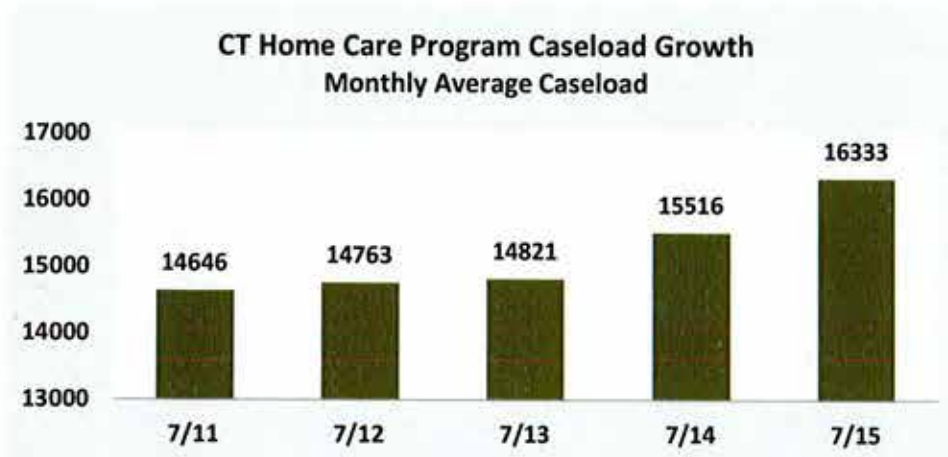
During the past six years, an average of 54% of new referrals resulted in new clients on the CT Home Care Program for Elders. The top three reasons for clients not progressing from referral to the program are:

- Not eligible, either financially or functionally.
- Cost Share. Clients and/or their families do not agree to pay the current rate of cost share for their services.
- Estate Recovery. Clients and/or their families/representatives refuse the program when advised the client's estate is subject to recovery by the state when the client expires.



Caseload

The following graph illustrates the Connecticut Home Care Program for Elders caseload since July 2011. As of June 30, 2015 there were 16,315 clients. This represents a 9% increase from the 15,516 active cases at the end of SFY 2014. The caseload size was affected by the increasing number of 1915i clients plus additional slots appropriated for the CT Home Care Program for Disabled Adults and the Private Assisted Living Pilot Program. The monthly average Connecticut Home Care Program for Elders caseload for SFY 2015 was 16,159.

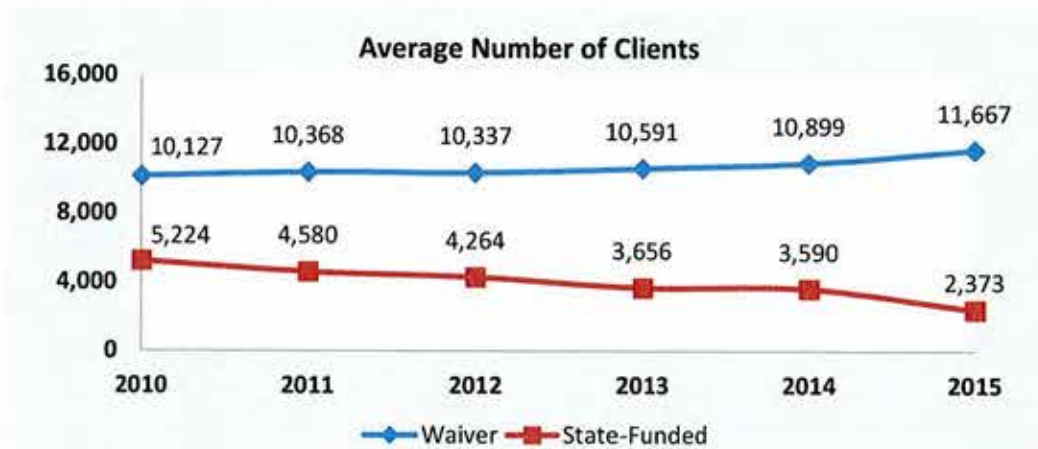


Caseload by Funding Source

As of July 1, 1989, all State Funded clients were required to apply for Medicaid if their financial information indicated that they would qualify.

The graph below illustrates the volume trends for State Funded and Waiver clients since the beginning of SFY 2010. As of June 30, 2015 approximately 73% of the persons receiving program services have been Waiver clients.

As indicated below, while the number of Waiver clients steadily increases each year, the number of State-Funded clients has steadily decreased since the cost share was implemented.

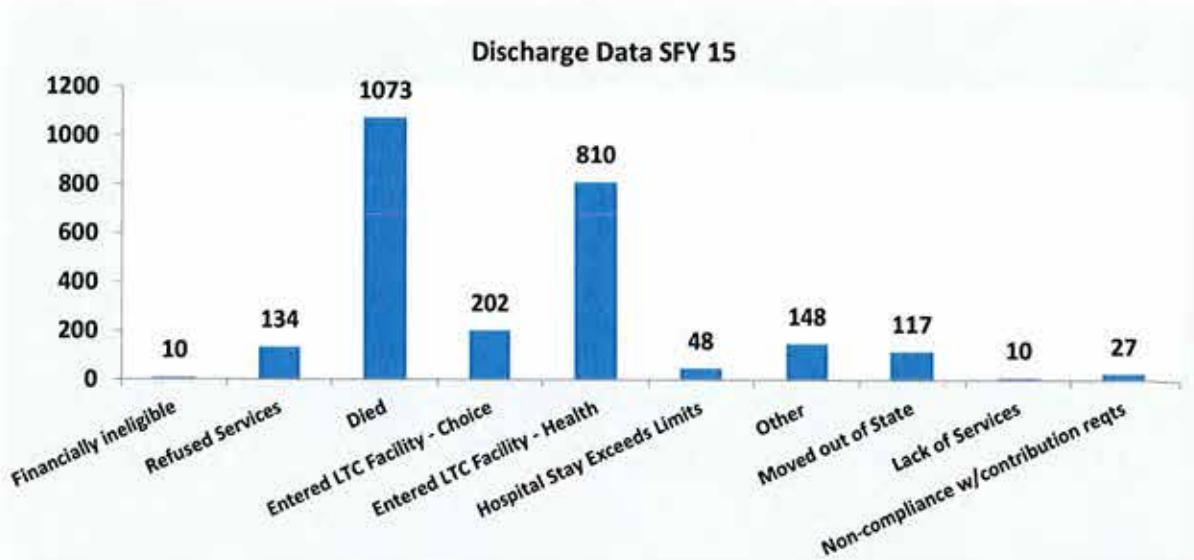


V. PROGRAM ACTIVITY

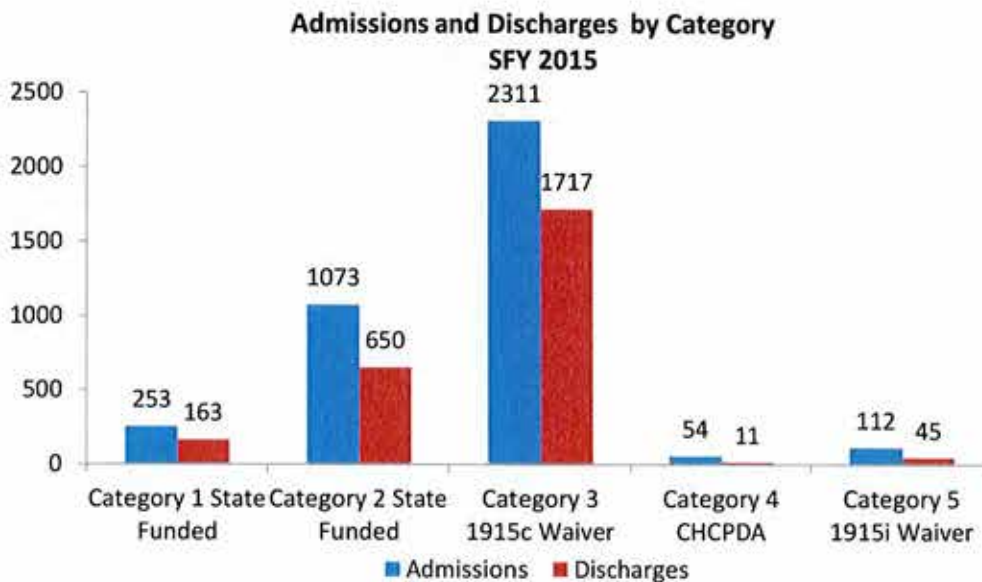
Admissions and Discharges

¹ The majority of clients discharged from the program are deceased. The primary goal of the program is to allow frail elders to live in their homes rather than a nursing home. Those who do

enter a nursing facility do so because they have become too ill to stay at home and/or the cost of their care plan exceeds program limits for being less expensive than nursing home care.



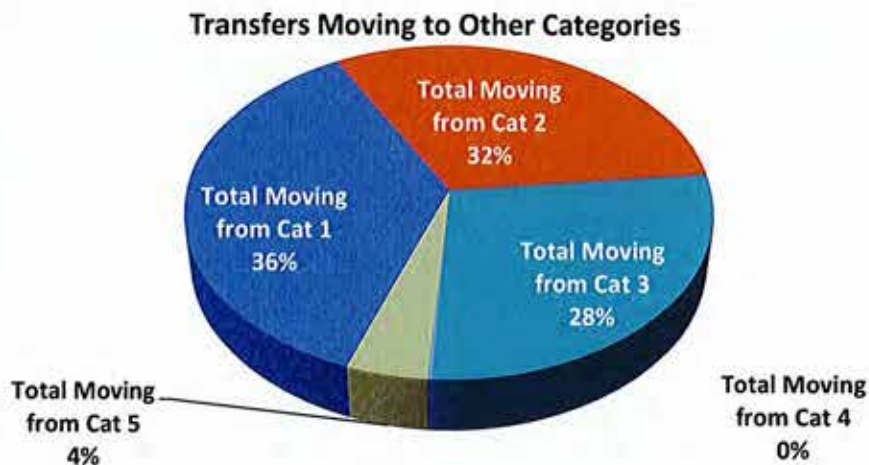
Category 5 clients are Medicaid clients receiving services under the 1915i State Plan which allows 50% federal matching for home and community based services (HCBS). Prior to the approval of 1915i in 2012, all HCBS for these clients were 100% state funded.



VI. TRANSFERS WITHIN THE PROGRAM

Individuals within the program, who experience a change in functional or financial status may qualify for a change in their category of services designation. This change enables them to access increases in the care plan cost limits. Those who qualify for Category 3 gain access to full Medicaid benefits. The change to Category 3 enables the Department to maximize federal financial participation under Medicaid.

Category 5 clients are Medicaid clients receiving services under the 1915i State Plan which allows 50% federal matching for home and community based services (HCBS). Prior to the approval of 1915i in February 2012, all HCBS for these clients were 100% state funded.



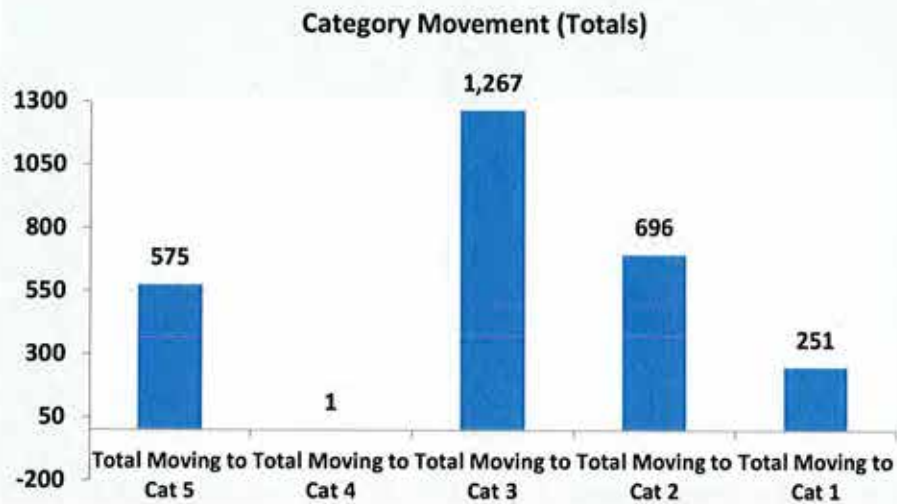
Reasons for clients moving to different categories include:

- Change in functional status
- Change in financial status

Clients moving from category 4 are those clients who age into the CT Home Care Program for Elders

Transfers In From Other Categories

The majority of clients transfer into category 3 due to increasing functional needs and becoming Medicaid active. Clients who transfer into Category 2 include those who have transitioned from category 1 due to increased functional needs and clients who meet functional criteria but are not Medicaid eligible. Clients who transfer into category 5 are those who have either become Medicaid eligible or Category 3 clients with fewer functional needs. It is rare for clients to transfer into category 4 except for other waiver clients who meet the diagnostic criteria for degenerative, neurological disease.



II. PROGRAM EXPENDITURES AND COST SAVING PROGRAM ACTIVITIES

Program Expenditures 7/1/14 - 6/30/15

Actual program expenditures in SFY 2015 totaled \$325,573,058 before federal reimbursement. Federal reimbursement accounted for \$1,000,523 from the total program costs. The Net State Cost was \$212,783,392.

SFY 2015 Expenditures

	Waiver	State Funded	1915i	Total
Average Monthly Cost/Case	\$1,854	\$ 759	\$ 804	\$ 1,540
Total Cost	\$325,573,058	\$ 46,404,373	\$ 7,184,982	\$ 379,162,412
Federal Funds/Reimbursement	(\$ 162,786,529)	(\$ -0-)	(\$ 3,592,491)	(\$ 166,379,020)
Net State Cost	\$ 162,786,529	\$ 46,404,373	\$3,592,491	\$ 212,783,392

Mandatory Medicaid Applications

As noted above, all State Funded clients served by the Department are required to apply for Medicaid if their financial information indicates that they would qualify. This insures that the State receives the 50% match of federal funds wherever possible and lowers the percentage of clients whose services are purchased with 100% State funds. State Funded clients who appear to be eligible for Medicaid continue to be identified when their income and assets are reviewed during annual reassessments of functional status.

**For information regarding this report, please call:
The Department of Social Services,
Home and Community-Based Services Unit at
1-800-445-5394 or locally at 860-424-4904.**

APPENDIX A

State of Connecticut Regulations, Section 17b-342 - (Formerly Sec. 17-314b). Connecticut Home-Care Program for the Elderly.

(a) The Commissioner of Social Services shall administer the Connecticut home-care program for the elderly state-wide in order to prevent the institutionalization of elderly persons (1) who are recipients of medical assistance, (2) who are eligible for such assistance, (3) who would be eligible for medical assistance if residing in a nursing facility, or (4) who meet the criteria for the state-funded portion of the program under subsection (i) of this section. For purposes of this section, a long-term care facility is a facility which has been federally certified as a skilled nursing facility or intermediate care facility. The commissioner shall make any revisions in the state Medicaid plan required by Title XIX of the Social Security Act prior to implementing the program. The annualized cost of the community-based services provided to such persons under the program shall not exceed sixty per cent of the weighted average cost of care in skilled nursing facilities and intermediate care facilities. The program shall be structured so that the net cost to the state for long-term facility care in combination with the community-based services under the program shall not exceed the net cost the state would have incurred without the program. The commissioner shall investigate the possibility of receiving federal funds for the program and shall apply for any necessary federal waivers. A recipient of services under the program, and the estate and legally liable relatives of the recipient, shall be responsible for reimbursement to the state for such services to the same extent required of a recipient of assistance under the state supplement program, medical assistance program, temporary family assistance program or supplemental nutrition assistance program. Only a United States citizen or a noncitizen who meets the citizenship requirements for eligibility under the Medicaid program shall be eligible for home-care services under this section, except a qualified alien, as defined in Section 431 of Public Law 104-193, admitted into the United States on or after August 22, 1996, or other lawfully residing immigrant alien determined eligible for services under this section prior to July 1, 1997, shall remain eligible for such services. Qualified aliens or other lawfully residing immigrant aliens not determined eligible prior to July 1, 1997, shall be eligible for services under this section subsequent to six months from establishing residency. Notwithstanding the provisions of this subsection, any qualified alien or other lawfully residing immigrant alien or alien who formerly held the status of permanently residing under color of law who is a victim of domestic violence or who has mental retardation shall be eligible for assistance pursuant to this section. Qualified aliens, as defined in Section 431 of Public Law 104-193, or other lawfully residing immigrant aliens or aliens who formerly held the status of

permanently residing under color of law shall be eligible for services under this section provided other conditions of eligibility are met.

(b) The commissioner shall solicit bids through a competitive process and shall contract with an access agency, approved by the Office of Policy and Management and the Department of Social Services as meeting the requirements for such agency as defined by regulations adopted pursuant to subsection (e) of this section, that submits proposals which meet or exceed the minimum bid requirements. In addition to such contracts, the commissioner may use department staff to provide screening, coordination, assessment and monitoring functions for the program.

(c) The community-based services covered under the program shall include, but not be limited to, the following services to the extent that they are not available under the state Medicaid plan, occupational therapy, homemaker services, companion services, meals on wheels, adult day care, transportation, mental health counseling, care management, elderly foster care, minor home modifications and assisted living services provided in state-funded congregate housing and in other assisted living pilot or demonstration projects established under state law. Personal care assistance services shall be covered under the program to the extent that (1) such services are not available under the Medicaid state plan and are more cost effective on an individual client basis than existing services covered under such plan, and (2) the provision of such services is approved by the federal government. Recipients of state-funded services and persons who are determined to be functionally eligible for community-based services who have an application for medical assistance pending shall have the cost of home health and community-based services covered by the program, provided they comply with all medical assistance application requirements. Access agencies shall not use department funds to purchase community-based services or home health services from themselves or any related parties.

(d) Physicians, hospitals, long-term care facilities and other licensed health care facilities may disclose, and, as a condition of eligibility for the program, elderly persons, their guardians, and relatives shall disclose, upon request from the Department of Social Services, such financial, social and medical information as may be necessary to enable the department or any agency administering the program on behalf of the department to provide services under the program. Long-term care facilities shall supply the Department of Social Services with the names and addresses of all applicants for admission. Any information provided pursuant to this subsection shall be confidential and shall not be disclosed by the department or administering agency.

(e) The commissioner shall adopt regulations, in accordance with the provisions of chapter 54, to define "access agency", to implement and administer the program, to establish uniform state-wide standards for the program and a uniform assessment tool for use in the screening process and to specify conditions of eligibility.

(f) The commissioner may require long-term care facilities to inform applicants for admission of the program established under this section and to distribute such forms as the commissioner prescribes for the program. Such forms shall be supplied by and be returnable to the department.

(g) The commissioner shall report annually, by June first, to the joint standing committee of the General Assembly having cognizance of matters relating to human services on the program in

such detail, depth and scope as said committee requires to evaluate the effect of the program on the state and program participants. Such report shall include information on (1) the number of persons diverted from placement in a long-term care facility as a result of the program, (2) the number of persons screened, (3) the average cost per person in the program, (4) the administration costs, (5) the estimated savings, and (6) a comparison between costs under the different contracts.

(h) An individual who is otherwise eligible for services pursuant to this section shall, as a condition of participation in the program, apply for medical assistance benefits pursuant to section 17b-260 when requested to do so by the department and shall accept such benefits if determined eligible.

(i) (1) On and after July 1, 1992, the Commissioner of Social Services shall, within available appropriations, administer a state-funded portion of the program for persons (A) who are sixty-five years of age and older; (B) who are inappropriately institutionalized or at risk of inappropriate institutionalization; (C) whose income is less than or equal to the amount allowed under subdivision (3) of subsection (a) of this section; and (D) whose assets, if single, do not exceed the minimum community spouse protected amount pursuant to Section 4022.05 of the department's uniform policy manual or, if married, the couple's assets do not exceed one hundred fifty per cent of said community spouse protected amount and on and after April 1, 2007, whose assets, if single, do not exceed one hundred fifty per cent of the minimum community spouse protected amount pursuant to Section 4022.05 of the department's uniform policy manual or, if married, the couple's assets do not exceed two hundred per cent of said community spouse protected amount.

(2) Except for persons residing in affordable housing under the assisted living demonstration project established pursuant to section 17b-347e, as provided in subdivision (3) of this subsection, any person whose income is at or below two hundred per cent of the federal poverty level and who is ineligible for Medicaid shall contribute seven per cent of the cost of his or her care. Any person whose income exceeds two hundred per cent of the federal poverty level shall contribute seven per cent of the cost of his or her care in addition to the amount of applied income determined in accordance with the methodology established by the Department of Social Services for recipients of medical assistance. Any person who does not contribute to the cost of care in accordance with this subdivision shall be ineligible to receive services under this subsection. Notwithstanding any provision of the general statutes, the department shall not be required to provide an administrative hearing to a person found ineligible for services under this subsection because of a failure to contribute to the cost of care.

(3) Any person who resides in affordable housing under the assisted living demonstration project established pursuant to section 17b-347e and whose income is at or below two hundred per cent of the federal poverty level, shall not be required to contribute to the cost of care. Any person who resides in affordable housing under the assisted living demonstration project established pursuant to section 17b-347e and whose income exceeds two hundred per cent of the federal poverty level, shall contribute to the applied income amount determined in accordance with the methodology established by the Department of Social Services for recipients of medical assistance. Any person whose income exceeds two hundred per cent of the federal poverty level

and who does not contribute to the cost of care in accordance with this subdivision shall be ineligible to receive services under this subsection. Notwithstanding any provision of the general statutes, the department shall not be required to provide an administrative hearing to a person found ineligible for services under this subsection because of a failure to contribute to the cost of care.

(4) The annualized cost of services provided to an individual under the state-funded portion of the program shall not exceed fifty per cent of the weighted average cost of care in nursing homes in the state, except an individual who received services costing in excess of such amount under the Department of Social Services in the fiscal year ending June 30, 1992, may continue to receive such services, provided the annualized cost of such services does not exceed eighty per cent of the weighted average cost of such nursing home care. The commissioner may allow the cost of services provided to an individual to exceed the maximum cost established pursuant to this subdivision in a case of extreme hardship, as determined by the commissioner, provided in no case shall such cost exceed that of the weighted cost of such nursing home care.

(j) The Commissioner of Social Services may implement revised criteria for the operation of the program while in the process of adopting such criteria in regulation form, provided the commissioner prints notice of intention to adopt the regulations in the Connecticut Law Journal within twenty days of implementing the policy. Such criteria shall be valid until the time final regulations are effective.

(k) The commissioner shall notify any access agency or area agency on aging that administers the program when the department sends a redetermination of eligibility form to an individual who is a client of such agency.

(l) In determining eligibility for the program described in this section, the commissioner shall not consider as income Aid and Attendance pension benefits granted to a veteran, as defined in section 27-103, or the surviving spouse of such veteran.

APPENDIX B ORGANIZATION OF THE CONNECTICUT HOME CARE PROGRAM (CATEGORY CHART)

DEPARTMENT OF SOCIAL SERVICES
CONNECTICUT HOME CARE PROGRAM & 1915(i) State Plan Option - FEE FOR SERVICE USE ONLY
Effective 1/1/2015

rev:12/14

<u>Category Type</u>	<u>Description</u>	<u>Functional Need</u>	<u>Financial Eligibility</u>	<u>Care Plan Limits</u>	<u>Funding Source</u>	<u>Intake Status</u>
Category 1 CHCPE	Limited home care for moderately frail elders	At risk of hospitalization or short term nursing home placement (1 or 2 critical needs)	Individual Income= No Limit* Assets: Individual = \$35,766.00 Couple= \$47,688.00	<25% NH Cost (\$1445.00 Monthly)	STATE	OPEN
Category 2 CHCPE	Intermediate home care for very frail elders with some assets above the Medicaid limits.	In need of short or long term nursing home care (3 critical needs)	Individual Income= No Limit* Assets: Individual = \$35,766.00 Couple= \$47,688.00	<50% NH cost (\$2889.00 Monthly)	STATE	OPEN
Category 3 CHCPE	Extensive home care for very frail elders who would otherwise be in a nursing home on Medicaid.	In need of long term nursing home care (3 critical needs)	Individual Income=\$2199.00/Mth Assets: Individual = \$1,600.00 Couple: both as clients = \$1600.00 each one as client = \$25,444.00 (\$1600.00 + \$23,844.00 CSPA)**	100% NH Cost (\$5778.00 Monthly) Social Services 115% NH Cost (\$6645.00 Monthly)	MEDICAID WAIVER	OPEN
Category 4 CHCPD	Intermediate home care for individuals under age 65 with a degenerative neurological condition. Ineligible for Medicaid	In need of short or long term nursing home care (3 critical needs)	Individual Income= No Limit* Assets: Individual = \$35,766.00 Couple= \$47,688.00	<50% NH cost (\$2889.00 Monthly)	STATE	CLOSED limited to 100 slots
Category 5 1915(i)	Same as category 1. Also active on categorically needy Medicaid S01, S02, S03, S04 Must be age 65 or older	At risk of hospitalization or short term nursing home placement (1 or 2 critical needs)	Individual Income - \$1,472 Assets: Individual = \$1,600.00	50% Federal Reimbursement		OPEN

- Notes:**
1. Clients in the higher income range are required to contribute to the cost of their care. Applied income starts at \$1,946.00.
 - * 2. There is no income limit for the State Funded portion. The Medicaid Waiver income limit remains at 300% of SSI which is \$2,199.00.
 3. CHCPE Services available in all categories include the full range of home health and community based services.
*1915(i) State Plan Option has limited PCA services to 14 hours weekly and homemaking services are limited to 6 hours weekly.
 4. Care plan limits in all categories are based on the total cost of all state-administered services.
 5. 1915(i) State Plan option covers individuals on Medicaid but who qualify for category 1 services.
CT will claim 50% reimbursement from the federal government for home and community based services not reimbursable under Medicaid.
 6. Some individuals under category 2 may become financially eligible for the Medicaid Waiver.
In these cases, the client must apply for Medicaid and cooperate with the application process.
 - ** 7. Married couples who are over this asset limit for category 3 may be eligible based on the special spousal asset protection rule.
 8. Functional need is a clinical determination by the Department about the applicant's critical need for assistance in the following areas:
Bathing, Dressing, Toileting, Transferring, Eating/Feeding, Meal Preparation and Medication Administration.
 9. Care Plan limits are for CHCP fee for service only
 10. For contracted Access Agencies use only.

APPENDIX C CARE MANAGEMENT CONTINUUM

		CASE MANAGEMENT		
		TIERED		
Self-Directed Care	Access Agency Managed	Tier A	Tier B	Tier C
<p>Client or family hires and trains workers independently. Self-directed care assumes that there are situations in which the client/representation can work directly with provider agencies to effectively coordinate and monitor the client's care without the assistance of a care manager. The client chooses from a list of participating providers or hires their own caregiver. The client is the employer responsible for hiring and/or firing employees</p>	<p>Client/family receives services which are arranged, coordinated and monitored by an access agency. Due to cognitive status of client and/or lack of family support, client control is limited and care management by an access agency is intensive.</p>	<p>Consists of:</p> <ul style="list-style-type: none"> • Quarterly contact • Annual Reassessment <p>Client requires three fewer care management interventions in a six month period. If one of those is crisis intervention, the client moves to Tier B.</p>	<p>Consists of:</p> <ul style="list-style-type: none"> • Monthly Monitoring • Six Month Field Visit • Annual Reassessment <p>Client requires four to six care management interventions in a six month period.</p>	<ul style="list-style-type: none"> • Monthly Monitoring • Six Month Field Visit • Annual Reassessment <p>Client requires seven or more care management interventions in a six month period.</p>

i) Tiered Case Management was added 7/1/15 recognizing that all clients do not require the same intensity of care management. Intensity levels are decided clinically by using the four categories of case management below.

ii) The four categories of case management intervention: Crisis Intervention, Service Brokerage and Advocacy, Risk Management and Client Engagement/Re-engagement. **Crisis Intervention Efforts** have two principle aims 1) Cushion the stressful event by immediate or emergency emotional or environmental first aid and 2) Strengthen the person in his or her coping through immediate therapeutic clarification and guidance during the crisis period. **Service Brokerage and Advocacy** requires that the Care Manager facilitate continual interaction between various segments of the service delivery system, including activities around finding and keeping providers for clients with difficult service needs, pre and post transitioning from an inpatient setting to the community, hospice and end of life care. **Risk Management** includes the identification of potential and perceived risks to the individual falling into four general categories; health, behavior, personal safety risks, and in-community risks. Managing these risks includes identification and documenting risks, developing written plans for addressing them, negotiating with clients the risks presented keeping client choice central to the process, and monitoring outcomes related to the risk. **Client engagement** refers to the process through which clients become active or involved in their care plans and participation in the program. The engagement process has several conceptualizations where interventions are designed to enhance client 1) receptivity, 2) expectancy 3) investment, 4) working relationship. Care management interventions are weighted according to complexity, severity and number of tasks required.

APPENDIX D
MEMBERS OF THE CONNECTICUT HOME CARE ADVISORY COMMITTEE

Denise Cesareo
Elderhouse Adult Day Care
7 Lewis Street
Norwalk, CT 06851

Marie Allen/Mary Donnelly
Southwestern CT Area Agency on Aging
1000 Lafayette Blvd., 9th Floor,
Bridgeport, CT 06604

Tracy Wodatch/Deb Hoyt
Connecticut Association of Healthcare at Home
110 Barnes Rd., P. O. Box 90
Wallingford, CT 06492

Kathy Bruni
State of Connecticut
Department of Social Services
Community Options Unit

Laurie Filipini
State of Connecticut
Department of Social Services
Community Options Unit

Sheila Nolte
State of Connecticut
Department of Social Services
Community Options Unit

Shirlee Stoute
State of Connecticut
Department of Social Services
Community Options Unit

Paul Chase
State of Connecticut
Department of Social Services
Community Options Unit

Amy Dumont
State of Connecticut
Department of Social Services
Community Options Unit

Judy DiTomasso
Connecticut Community Care, Inc.
76 Westbury Park Road
Watertown, CT 06795

Julie Evans Starr
Commission on Aging, LOB
State Capitol
Hartford, CT

Ester Rada
Connecticut Legal Services
83 Central Avenue
Waterbury, CT 06702

Suzanne Sullivan
St. Francis Hospital
114 Woodland Street
Hartford, CT 06105

George Chamberlin
State of Connecticut
Department of Social Services
Community Options Unit

Sheldon Toubman
New Haven Legal Services
426 State Street
New Haven, CT 06510

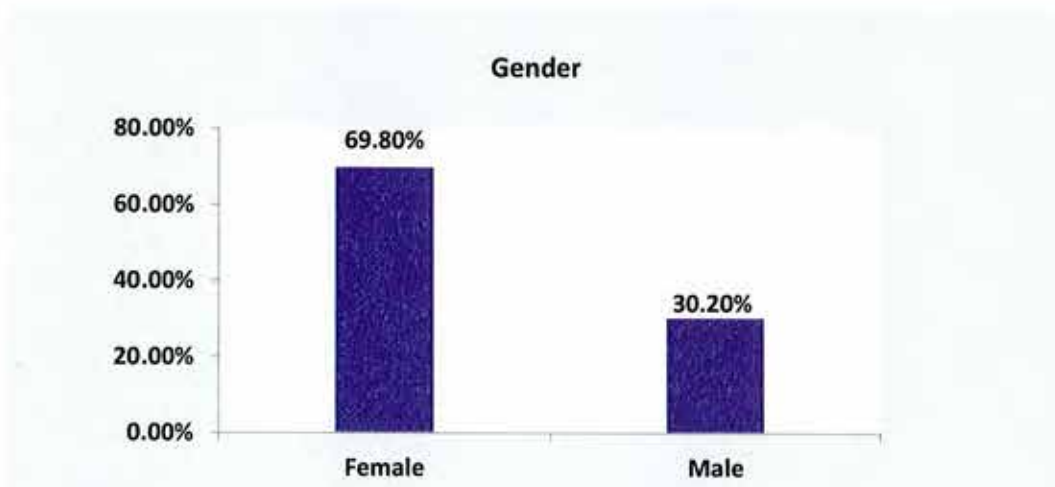
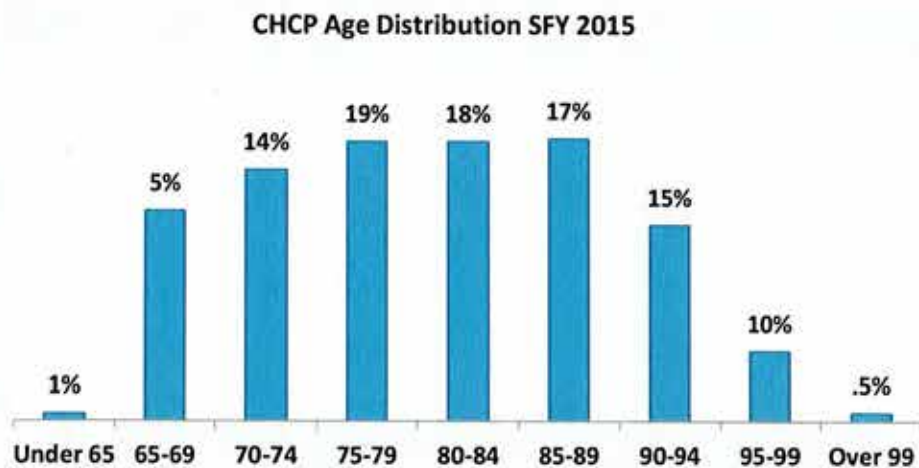
Maria Dexter
State of Connecticut
Department of Social Services
Community Options Unit

APPENDIX E CHCP CLIENT CHARACTERISTICS FOR SFY 2015

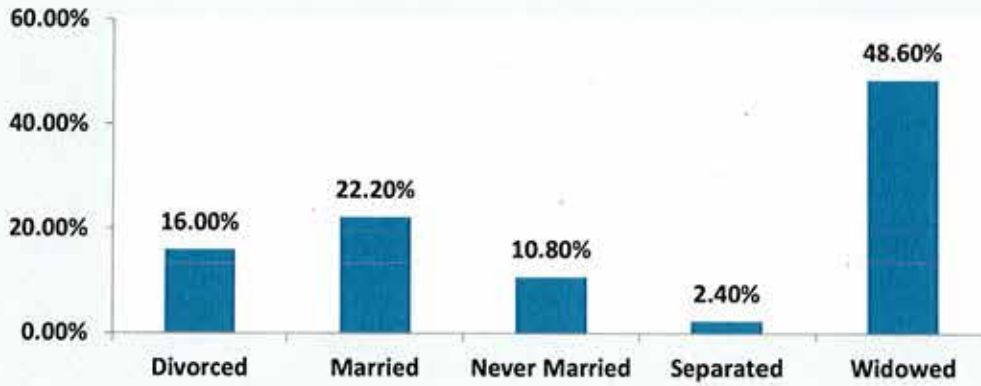
Client Characteristics

The charts below highlight specific characteristics on CHCPE program participants information regarding program participant age is found in Appendix E.

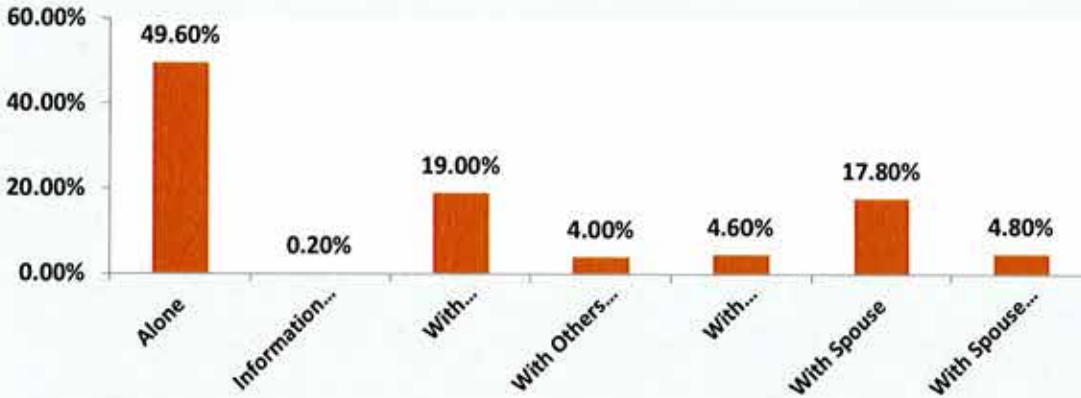
The chart below illustrates the age range of CHCP participants. Fully 44% of program participants are between the ages of 75-89. Note that while clients under age 65 represent only 1% of all program clients, those from age 90 and upwards exceed 25%.



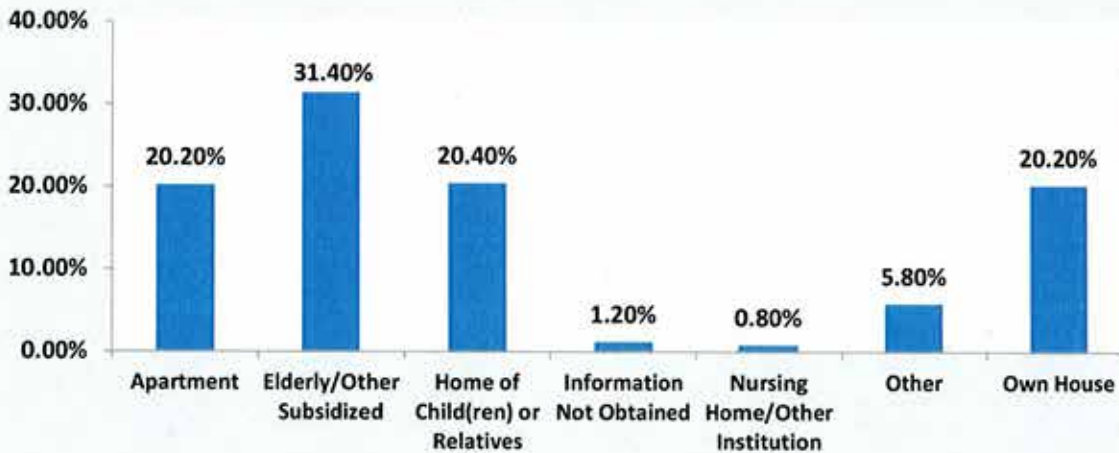
Marital Status

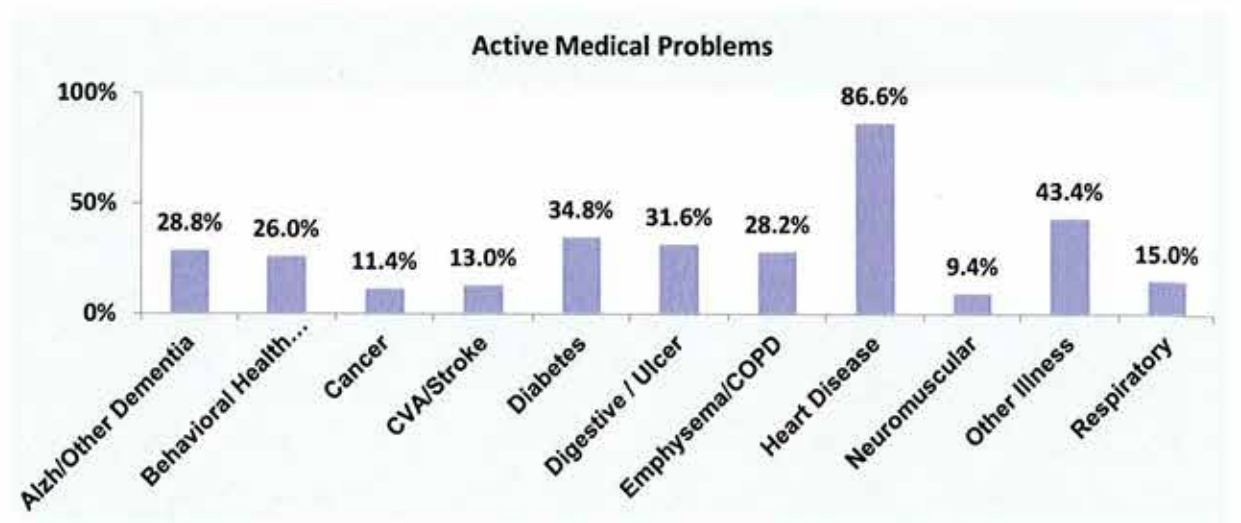
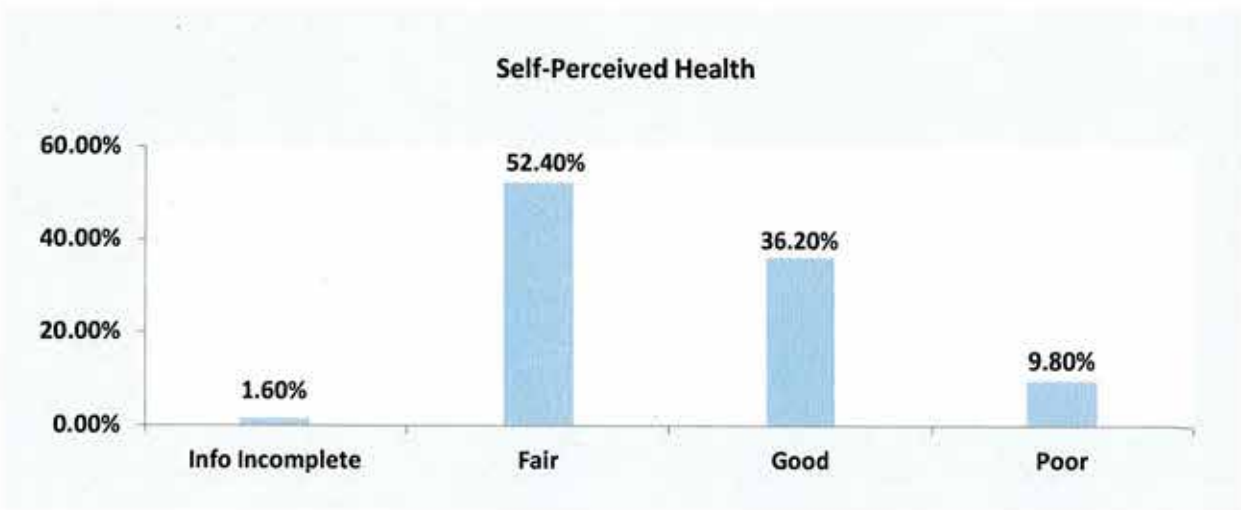
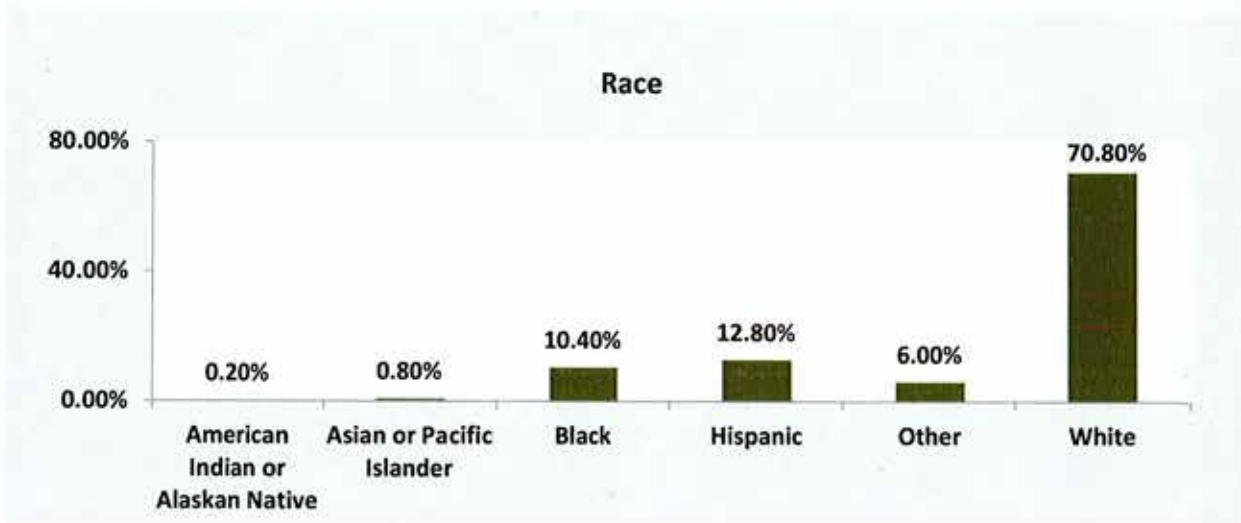


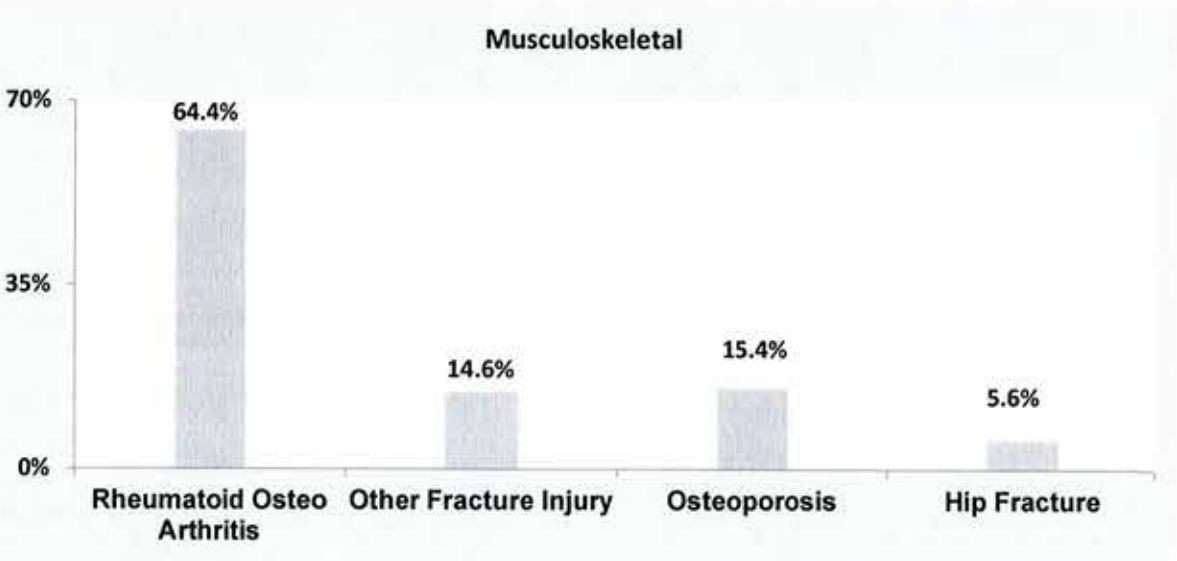
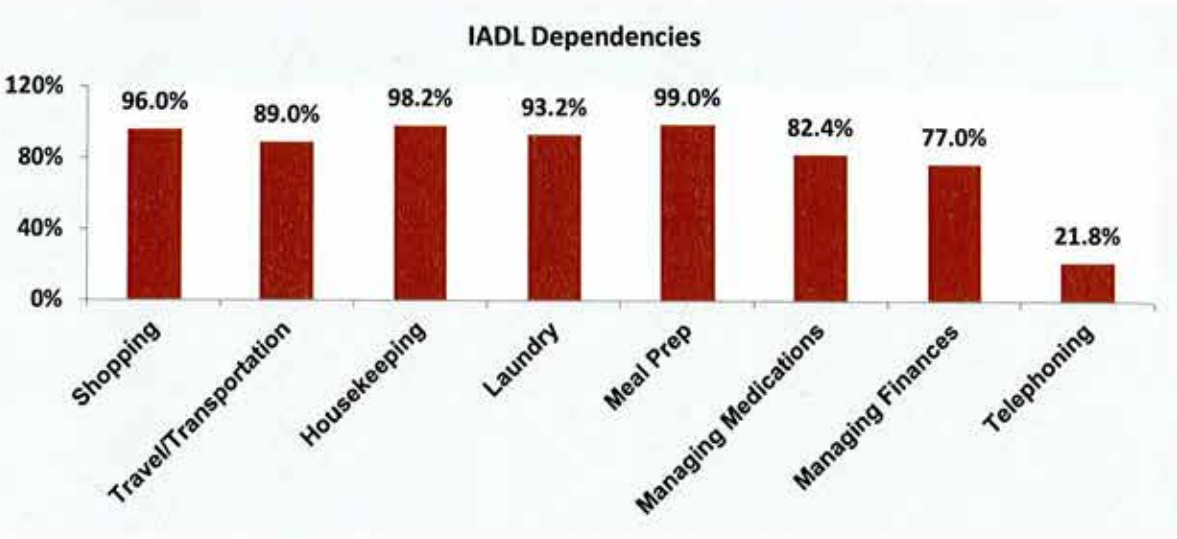
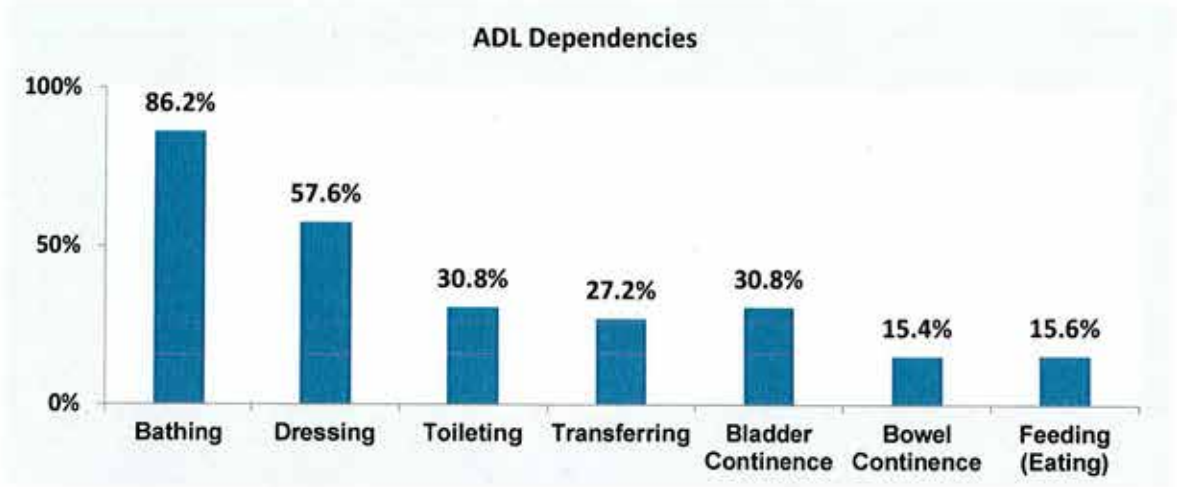
Living Arrangement

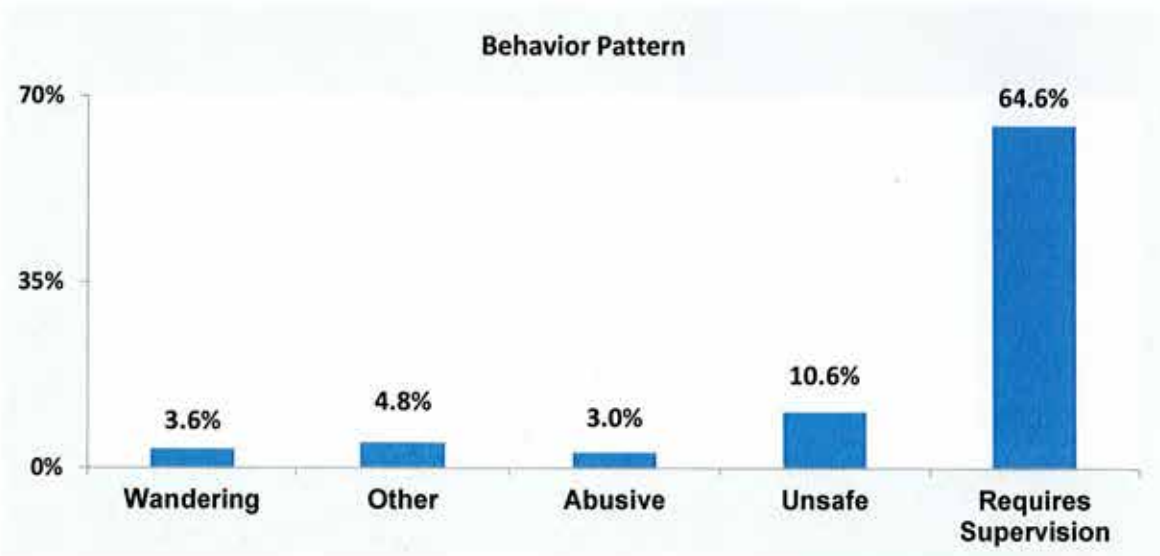
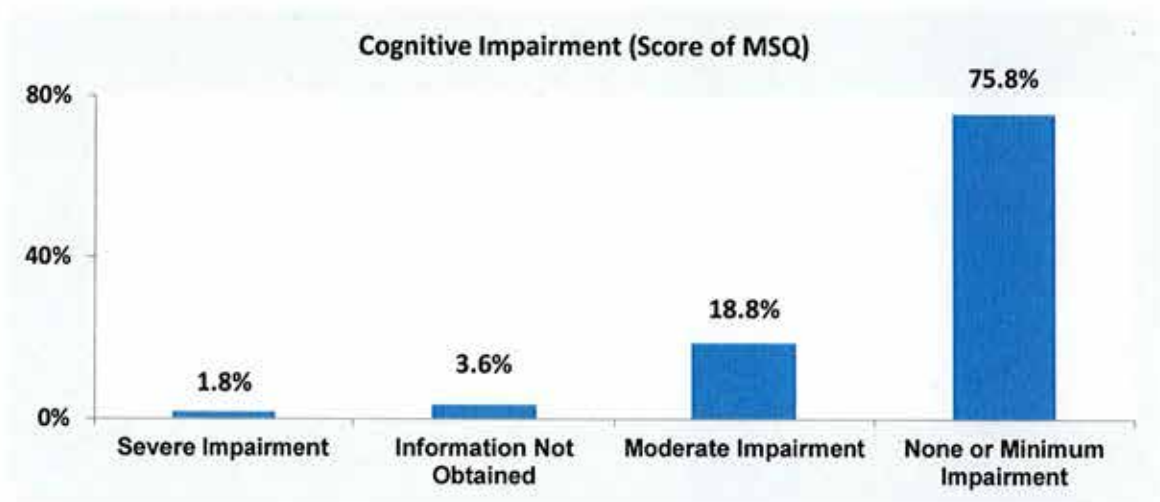
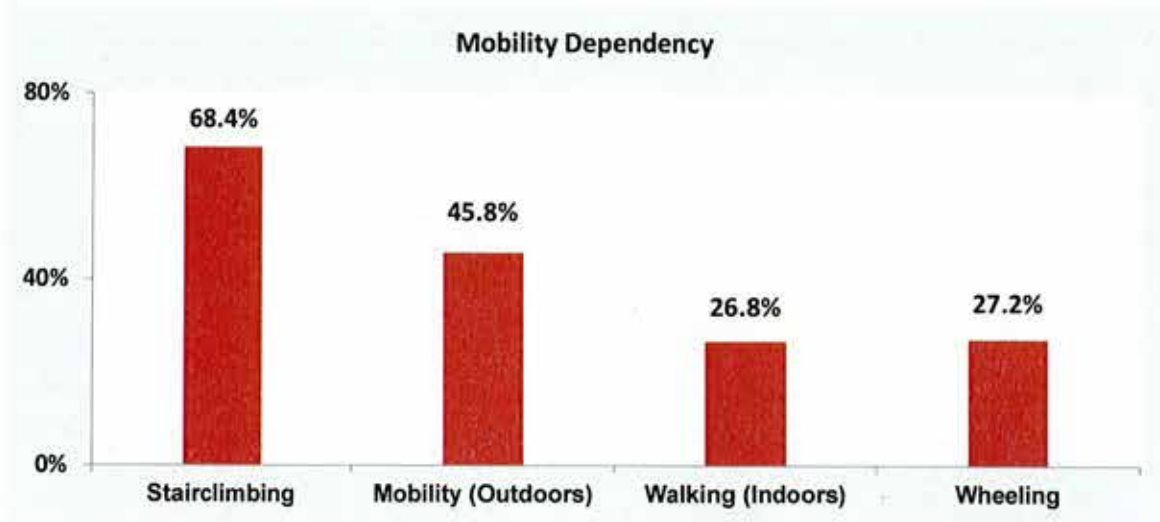


Housing



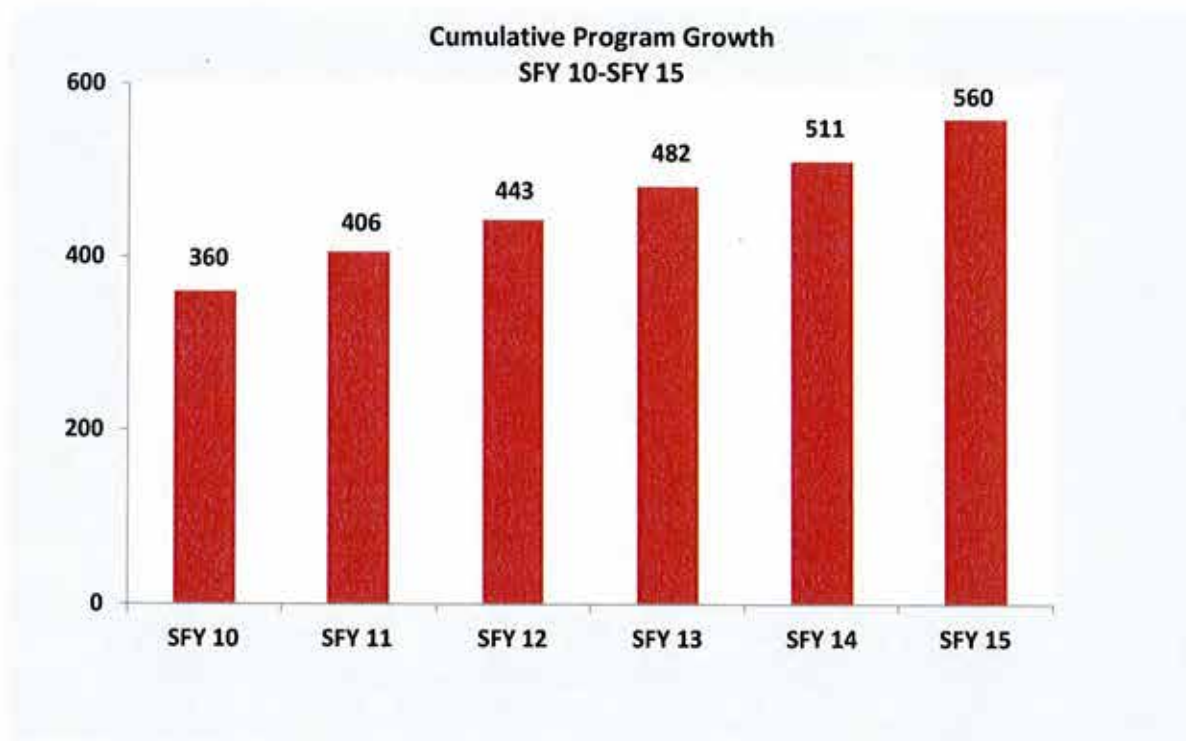






APPENDIX F STATE-FUNDED CONGREGATES CUMULATIVE CLIENT GROWTH FROM SFY 01 – SFY 15

The Connecticut Home Care Program for Elders offers Assisted Living Services in State funded congregate housing facilities. This on-site coordination of services that facilitate daily living activities got underway in March 2001. For the purpose of this report, only the last six years of cumulative program growth is displayed.



APPENDIX G HUD FACILITIES CUMULATIVE GROWTH

In addition to the State-Funded Congregate sites, there are six HUD facilities participating with the Connecticut Home Care Program for Elders. For the purpose of this report, only the last six years of cumulative program growth is displayed.



APPENDIX H PRIVATE ASSISTED LIVING PILOT CUMULATIVE GROWTH

The Private Assisted Living Program was established by the State Legislature effective 7/1/2004. Originally the program was limited to 75 slots and expanded 125 2012. For the purpose of this report, only the last six years of cumulative program growth is displayed.



APPENDIX I ASSISTED LIVING DEMONSTRATION PROJECT CUMULATIVE GROWTH FROM SFY 10 - SFY 15

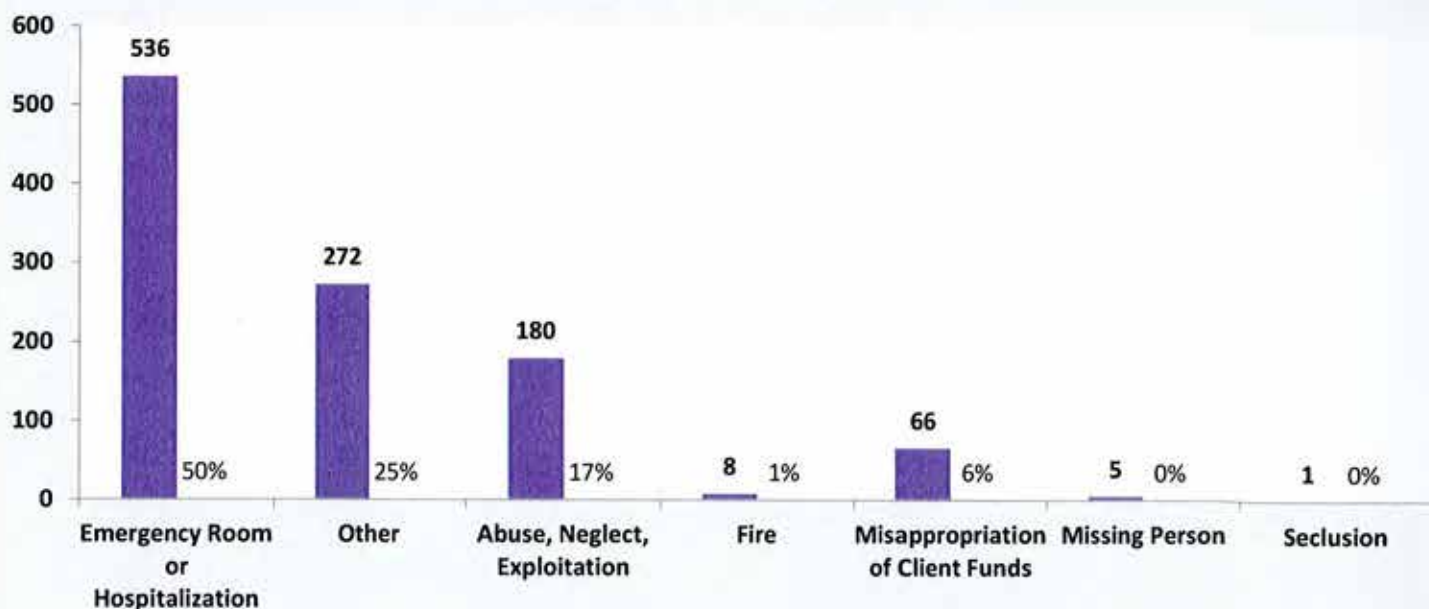
²The Department of Social Services (DSS), in collaboration with the Department of Public Health (DPH), the Department of Economic and Community Development (DECD), the Connecticut Housing Finance Authority (CHFA) and the Office of Policy and Management (OPM) established a demonstration project to provide subsidized assisted living services, as defined in section 19-13-D105 of the regulations of Connecticut state agencies, for persons residing in affordable housing, as defined in section 8-39a. The first units under the demonstration became occupied in September 2004. For the purpose of this report, only the last six years of cumulative program growth is displayed.



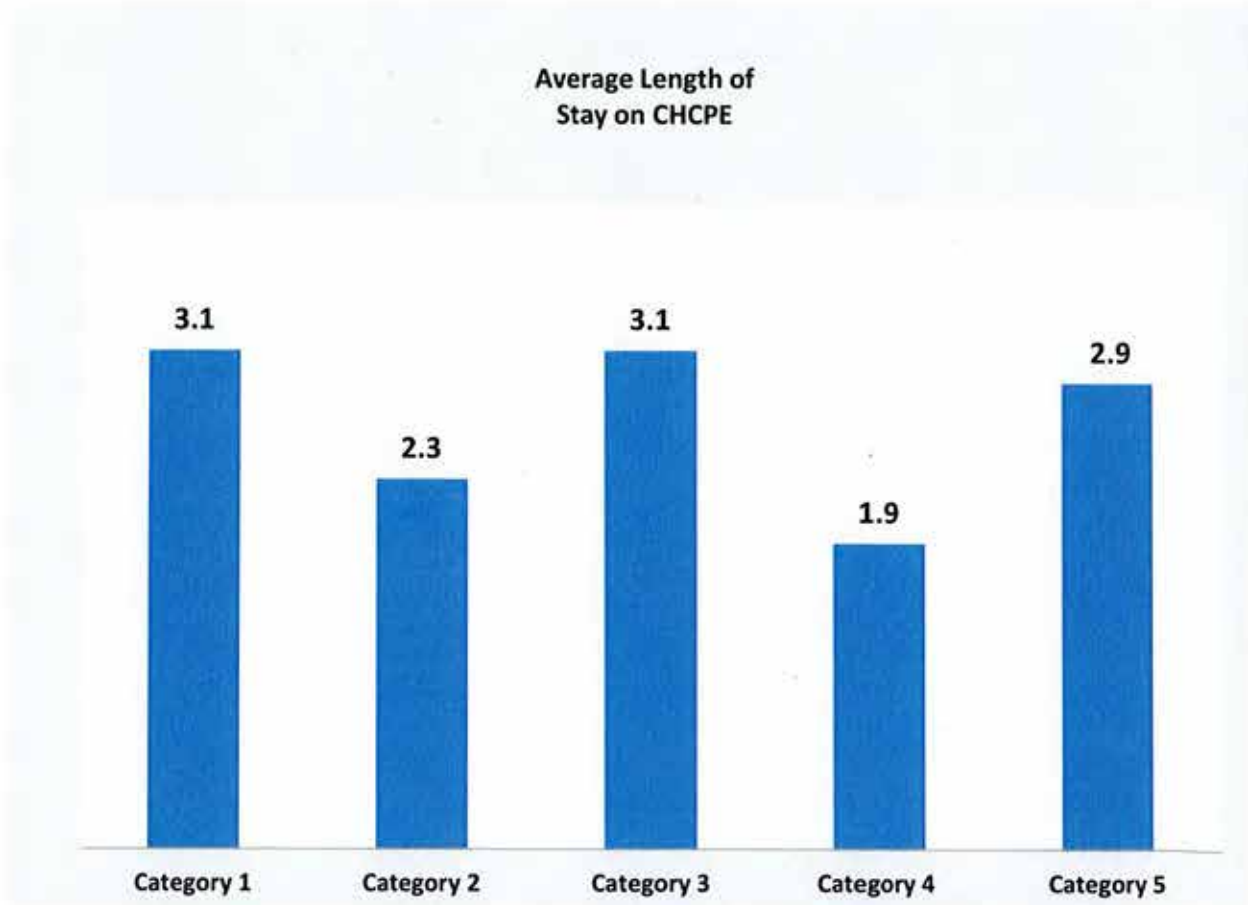
APPENDIX J CRITICAL INCIDENT REPORTS SFY 15

Fifty percent of critical incidents involve emergency room visits or unexpected hospitalizations. Quality Assurance staff review these incidents and provide feedback to the Access Agency regarding methods to prevent further occurrences, if applicable. The majority of the abuse, neglect and exploitation incidents are reported to Protective Services for the Elderly which lies within the Social Work Division of DSS. The Quality Assurance Committee works to strengthen policies and procedures to enable more rapid reporting time and responses, in addition to efforts to reduce the incidents across all categories.

SFY 15 Critical Incident Reports



APPENDIX K AVERAGE LENGTH OF STAY SFY 15



Category 1: Individuals who are at risk but do not meet criteria for nursing home level of care and do not qualify for Medicaid.

Category 2: Individuals who are frail enough to require nursing facility care, but have resources which prevent them from qualifying for Medicaid.

Category 3: This category targets individuals who meet nursing home level of care and financially qualify for the Medicaid Waiver.

Category 4: This category is the pilot program for persons under 65 with degenerative neurological conditions such as multiple sclerosis.

Category 5: Individuals who are at risk, do not meet criteria for nursing home level of care and are on Medicaid.

APPENDIX L
CT HOME CARE PROGRAM FOR ELDERS
SOUTH CENTRAL CONNECTICUT REGION
CLIENT SATISFACTION SURVEY REPORT
April 2015

1. SURVEY ADMINISTRATION AND POPULATION

The Alternate Care Unit conducted a client satisfaction survey for the Connecticut Home Care Program for Elders (CHCPE) care managed clients, residing in the program's South Central Region. A cover letter and a one page two sided survey were sent to one hundred and one (101) active CHCPE clients. This represents approximately three percent of the current total client population of 2,965 clients, residing in the program's South Central Region.

The 100 surveys were mailed on April 1, 2015. Clients were asked to return the survey by April 30, 2015. Active category one, two, three, four and five clients in the CHCPE program's South Central Region were selected randomly.

2. SURVEY RESULTS

Thirty percent of surveyed clients responded to the survey. Historically an average of thirty-nine percent of clients responded to the survey.

The survey results are presented in six (6) defining categories: (A) respondent identifier; (B) CHCPE alternatives; (C) service satisfaction; (D) service dependability; (E) contact awareness; and (F) service utilization.

A. RESPONDENT IDENTIFIER

Forty-eight percent of those completing the survey were program clients, Thirty percent were family members and Twenty-two percent were caregivers.

B. CHCPE ALTERNATIVES

One hundred percent of survey respondents indicated how they would manage without home care services. Thirty-seven percent of these respondents reported they would enter a nursing home. Thirty percent said that they would do without home care services and twenty-six percent reported they would depend on family/friends for help. Seven percent of those responding said they would rely on some other home care alternative.

C. SERVICE SATISFACTION

The majority of CHCPE clients participating in the survey rated the services they received favorably.

D. SERVICE DEPENDABILITY

One hundred percent of respondents reported that they received services when they were scheduled. Zero percent reported not being able to depend on receiving services as scheduled.

E. CONTACT AWARENESS

Seventy-seven of clients reported they know to contact a care manager if they have a question about their services. Fifteen percent contact family and friends regarding services and eight percent reported they would contact someone "other".

F. CHCPE SERVICE UTILIZATION

Service utilization is assumed when a respondent rates a particular service on the survey. Conversely, services not rated by the respondent are considered services the client does not receive. The analysis of service utilization is limited to the number of clients reporting receiving the service, and does not include how often the services are received in a certain amount of time. Care management services are not included in the analysis since all survey participants receive care management services.

The most frequently reported services were Companion at fifty-three percent, Homemaker and Emergency Response Systems at fifty percent. Home Health Aides followed at forty-seven percent and Skilled Nursing services were reported by forty-three percent. Adult Day Center services were received by twenty-seven percent, PCA services by twenty-three percent and Chore Services and Meals on Wheels were reported both at twenty percent.

G. SUMMARY AND CONCLUSIONS

The Alternate Care Unit, Connecticut Department of Social Services, administered a client satisfaction survey for the CHCPE South Central Region in April 2015. One Hundred and one clients in the CT Home Care Program's South Central Region were surveyed. Thirty percent of surveyed clients responded to the survey. Program clients completed Forty-eight percent of the returned surveys. Family members were the second most frequent survey responders, accounting for about one third, followed by caregivers. Selected survey outcomes are highlighted below.

- 71% of survey participants rated PCA services as excellent.
- 66% of survey participants rated their Emergency Response System (ERS) as excellent.
- 54% of survey participants all rated Skilled Nursing Services as excellent.

- 50% of survey participants rated Home Health Aide, Chore Services and Meals on Wheels as excellent.
- 47% of survey participants rated Homemaker Services as excellent.
- 38% of survey participants rated Adult Day Services and Companion as excellent.

The survey results clearly indicated areas of focus where the South Central Region of the CHCPE has potential for improvement in all areas, and most noticeable in those services garnering a less than a 50% excellent rating.

The Alternate Care Unit received direct feedback from several respondents, clients and family, expressing thanks and appreciation for the services provided and the support received from the staff employed in the South Central region.

H. EXHIBITS

Satisfaction with:

Skilled Nursing Services

Homemaker

Chore Service

Adult Day Care

Personal Care Attendant

How clients would manage without home care services

Home Health Aide

Companion

Meals on Wheels

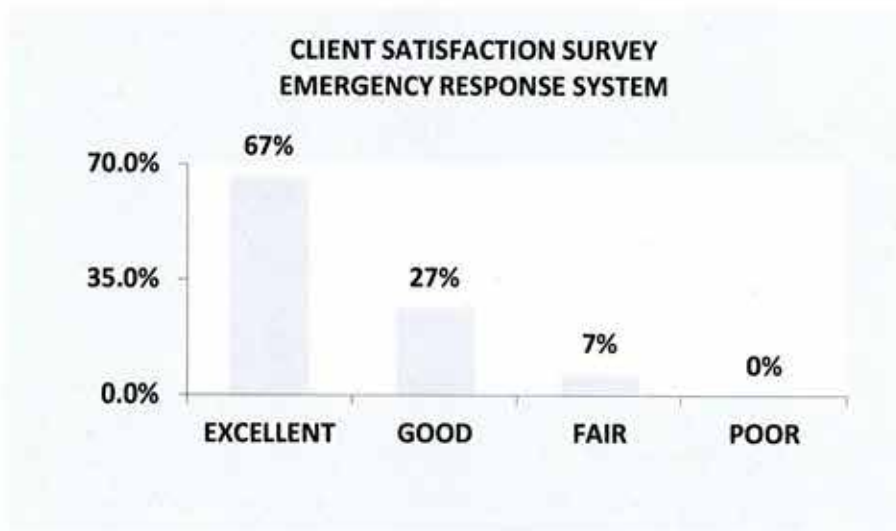
Emergency Response Systems

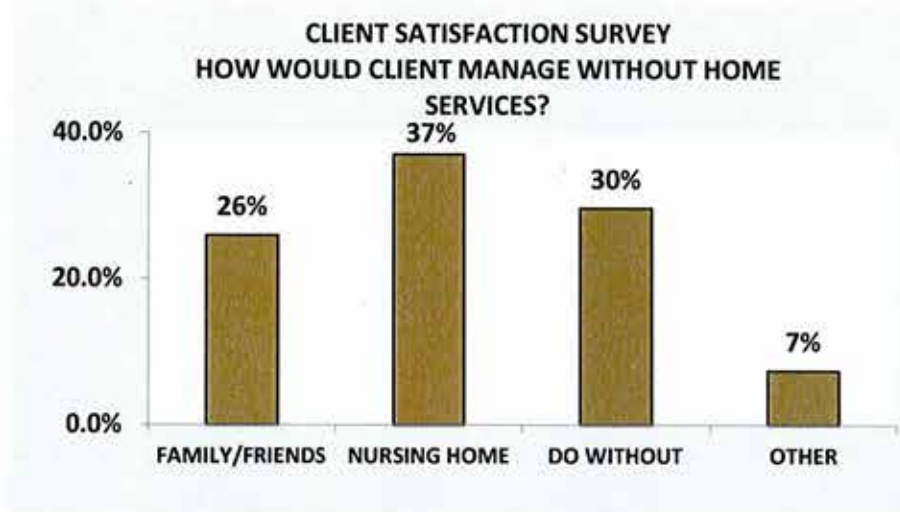
Survey Respondent











**CT HOME CARE PROGRAM FOR ELDERS
WESTERN CONNECTICUT REGION
CLIENT SATISFACTION SURVEY REPORT
April 2015**

1. SURVEY ADMINISTRATION AND POPULATION

The Alternate Care Unit conducted a client satisfaction survey for the Connecticut Home Care Program for Elders (CHCPE) care managed clients, residing in the program's Western Region. A cover letter and a one page two sided survey were sent to one hundred and one (101) active CHCPE clients. This represents approximately nine percent of the current total client population of 1132 clients, residing in the program's Western Region.

The surveys were mailed on April 01, 2015. Clients were asked to return the survey by April 30, 2015. Active category one, two, three, four and five clients in the CHCPE program's Western Region were selected randomly.

2. SURVEY RESULTS

Thirty-five percent of surveyed clients responded to the survey. Five percent of all surveys mailed were returned undeliverable because of incorrect address or client expiration.

The survey results are presented in six (6) defining categories: (A) respondent identifier; (B) CHCPE alternatives; (C) service satisfaction; (D) service dependability; (E) contact awareness; and (F) service utilization.

A. RESPONDENT IDENTIFIER

Sixty-nine percent of those completing the survey were program clients, twenty-five percent were family members, three percent were caregivers and the remaining three percent were completed by those identified as "other".

B. CHCPE ALTERNATIVES

Ninety-seven percent of survey respondents indicated how they would manage without home care services. Thirty-three percent of these respondents reported they would enter a nursing home. Twenty percent said that they would do without home care services and Thirty-nine percent reported they would depend on family/friends for help. Eight percent of those responding said they would rely on some other home care alternative.

C. SERVICE SATISFACTION

Overall, CHCPE clients participating in the survey rated the services they received favorably, reflecting one hundred percent satisfaction.

D. SERVICE DEPENDABILITY

Ninety-one percent of respondents reported that they received services when they were scheduled. Nine percent reported not being able to depend on receiving services as scheduled with mention of “no shows” and Agency not informing of anticipated absence, or replacement.

E. CONTACT AWARENESS

Ninety-four percent of clients reported they know to contact a care manager if they have a question about their services. Three percent contact family and friends regarding services and three percent reported they would contact someone “other”.

F. CHCPE SERVICE UTILIZATION

Service utilization is assumed when a respondent rates a particular service on the survey. Conversely, services not rated by the respondent are considered services the client does not receive. The analysis of service utilization is limited to the number of clients reporting receiving the service, and does not include how often the services are received in a certain amount of time. Care management services are not included in the analysis since all survey participants receive care management services.

The most frequently reported service was Homemaker at sixty-nine percent. Emergency Response System services were reported by sixty-six percent, followed by sixty-three percent receiving Skilled Nursing Services. Forty-nine percent of respondents receive Companion Services. Forty-three percent of respondents receive Personal Care Attendant services as well as Meals on Wheels received by the same number. Forty percent of survey respondents reported receiving Home Health Aide Services, Chore person at thirty-two percent and Adult Day Center services at twenty-three percent.

G. SUMMARY AND CONCLUSIONS

The Alternate Care Unit, Connecticut Department of Social Services, administered a client satisfaction survey for the CHCPE Western Region in April 2015. One hundred and one clients in the CT Home Care Program’s Western Region were surveyed. Thirty-five percent of surveyed clients responded to the survey. Program clients completed sixty-nine percent of the returned surveys. Family members were the second most frequent survey responders, accounting for about one fourth, followed by “others” and caregivers. Selected survey outcomes are highlighted below.

- 100% of survey participants rated Adult Day Center Services as excellent.
- 93% of survey participants rated PCA Services as excellent rating.

- 58% of survey participants rated Home Health Aide as excellent.
- 64% of survey participants rated Skilled Nursing Services as excellent.
- 65% of survey participants rated Homemaker Services as excellent.
- 44% of survey participants rated Meals on Wheels as excellent.
- 37% of survey participants rated their Emergency Response System (ERS) as excellent.

The survey results clearly indicated an area of focus where the Western Region of the CHCPE has potential for improvement. Overall, service satisfaction has improved significantly. Service dependability is an area in which to concentrate extra effort for improvement. A nine percent (9%) rating of Provider missed services is significantly high. Moreover, Provider Agencies should always notify recipient of absence and provide replacements.

The Alternate Care Unit received direct feedback from several respondents, clients and family, expressing thanks and appreciation for the services provided and the support received from the staff employed in the South Central region.

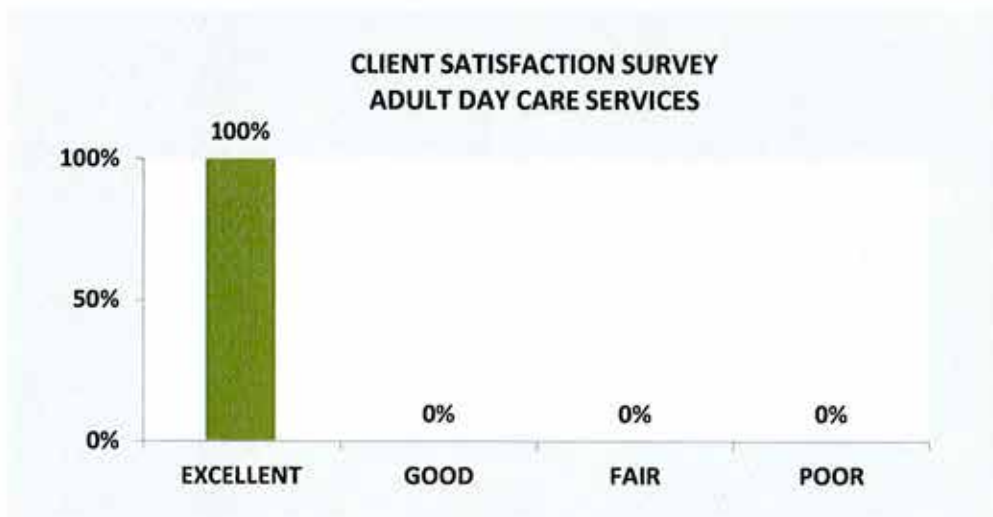
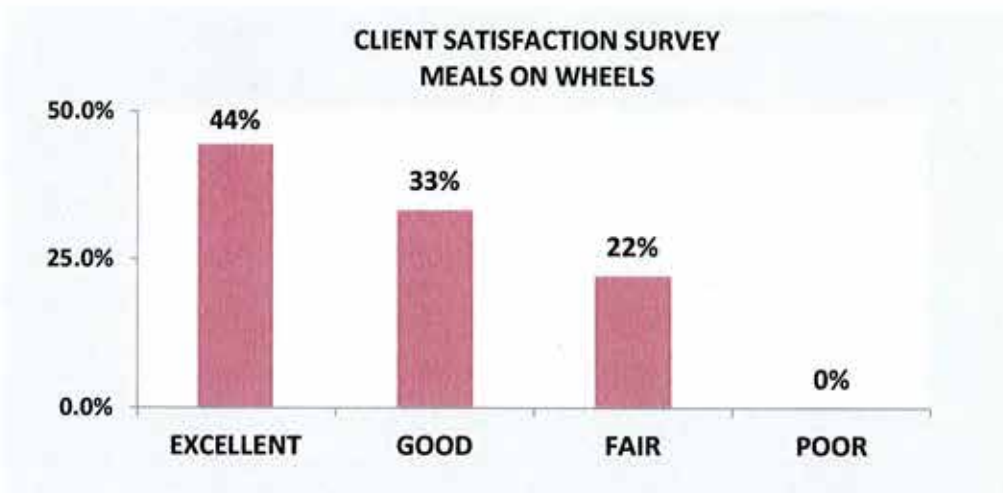
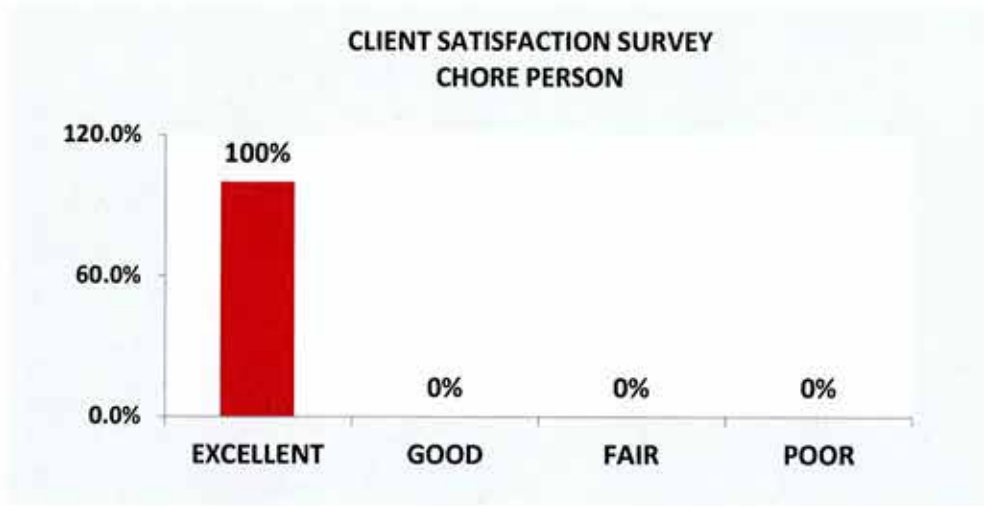
H. EXHIBITS

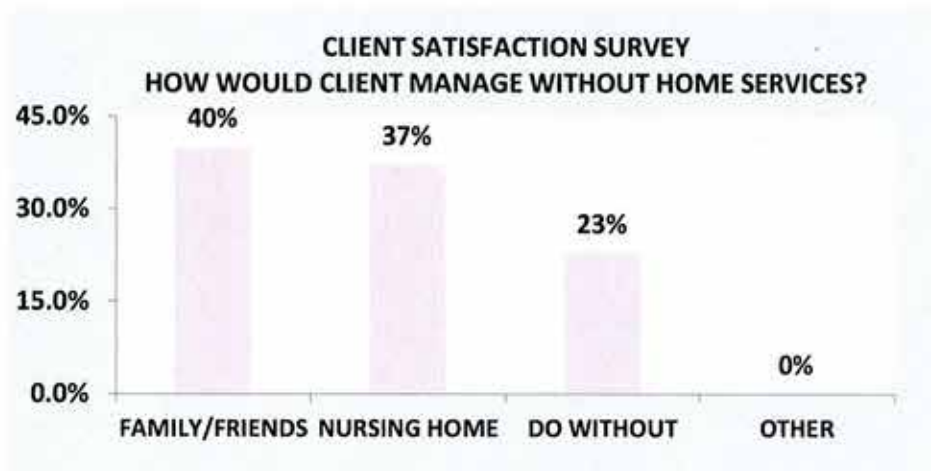
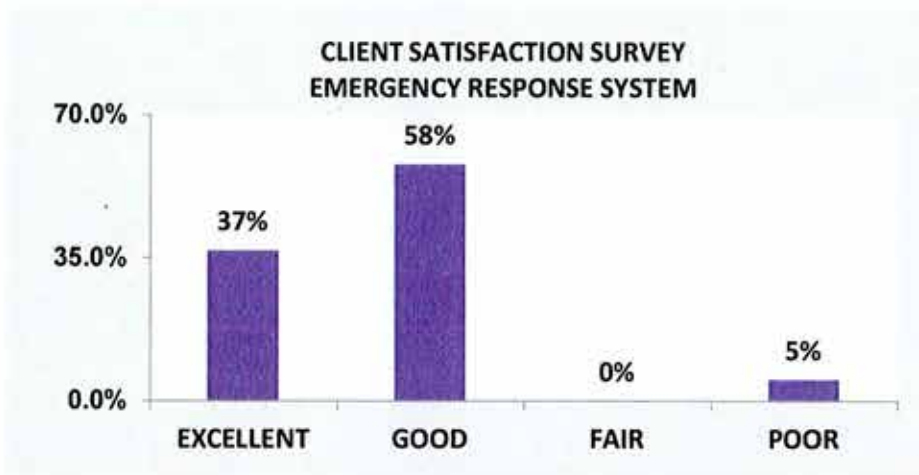
Satisfaction with:
 Skilled Nursing Services
 Homemaker
 Chore Service
 Adult Day Care
 Personal Care Attendant
 How clients would manage without home care services

Home Health Aide
 Companion
 Meals on Wheels
 Emergency Response Systems
 Survey Respondent









**CLIENT SATISFACTION SURVEY
SURVEY RESPONDENT**

