



DSS Public Dashboard February 2023



DSS Public Dashboard February 2023

Self Service

545,583

MyAccounts

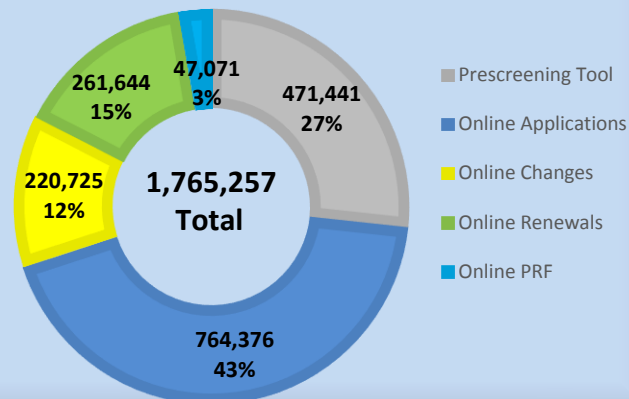
Client accounts created online since implementation 2013

403,176

Secure PINs

Client accounts created over the phone since implementation 2013

MYACCOUNT ACTIVITY




DSS Processing & Outcomes

DSS Work- Flow


37,767,223 Total Documents Scanned

Incoming vs Processed Envelopes



Service Centers

State-Wide Total Walk-Ins



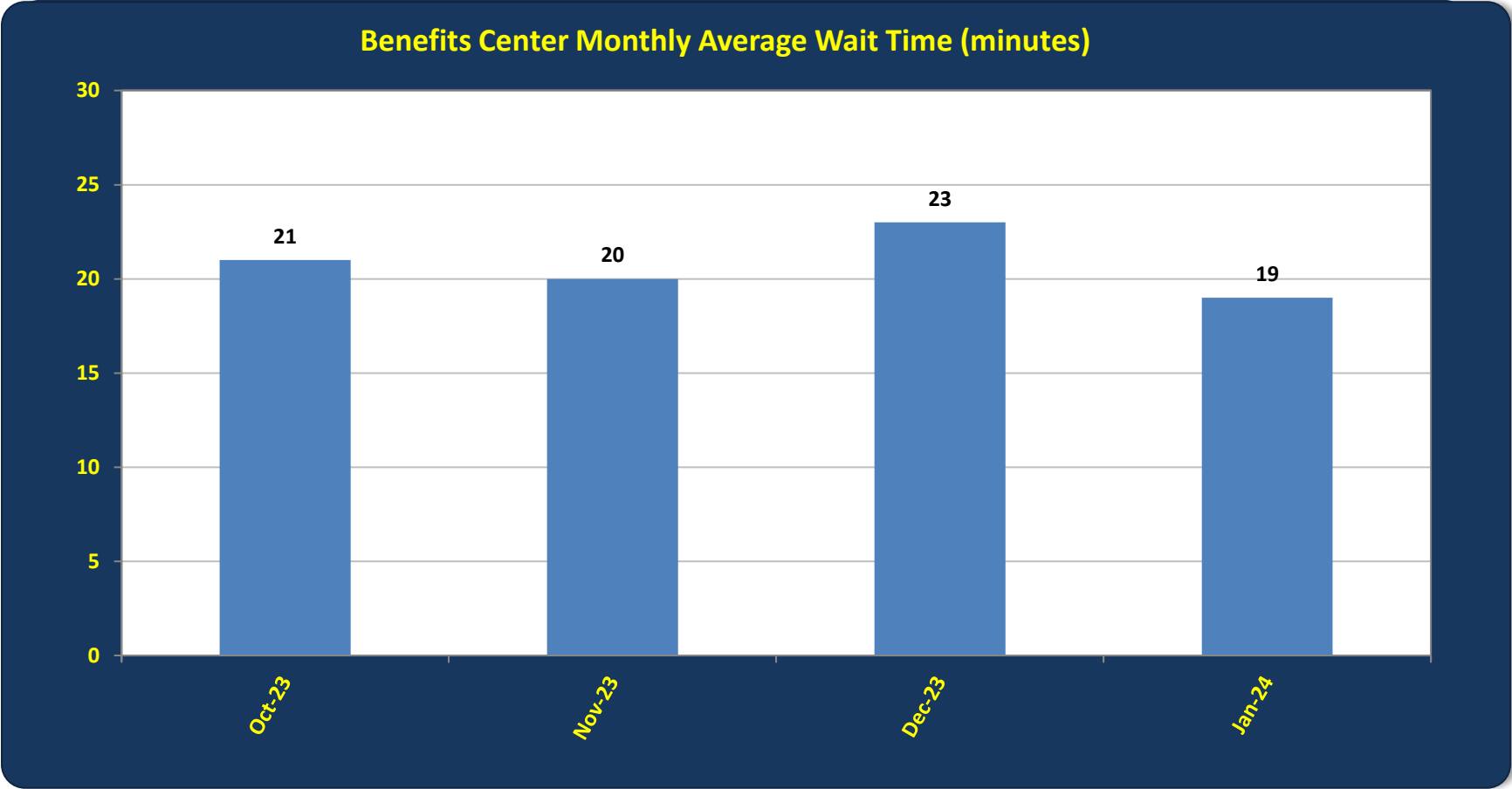
Benefits Center

5,288,000 Total Calls Serviced

	Oct-22	Nov-22	Dec-22	Jan-23
Calls Resolved By IVR	107,250	82,034	111,391	113,705
Average Wait Time (mins)	21	20	23	19
Calls Serviced	54,631	51,584	47,275	54,275

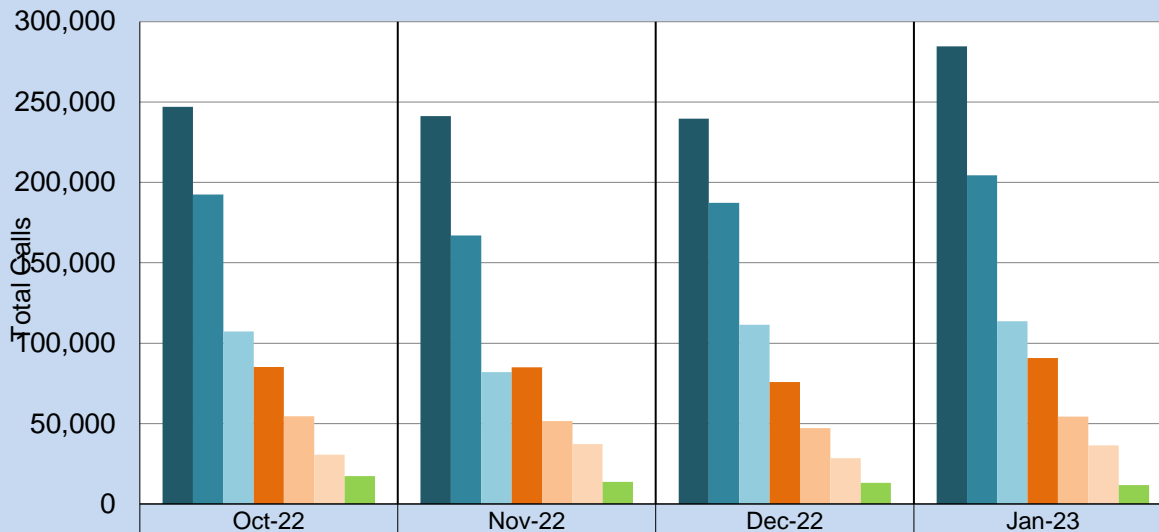


DSS Public Dashboard – February 2023



DSS Public Dashboard – February 2023

Client Info Line October 2022 - January 2023



- Calls placed to the Benefits Center across all DSS programs including Medical, SNAP (Food Stamps) and Cash assistance

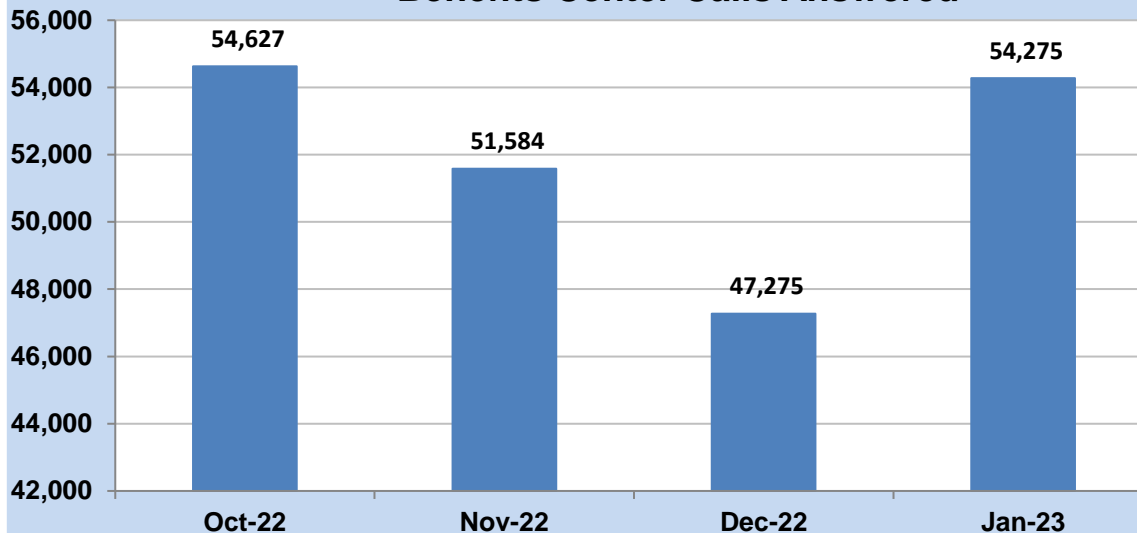
■ Total Calls to the IVR (24 hour period)	247,027	241,184	239,570	284,637
■ Total Calls to the IVR (Business hours)	192,438	167,052	187,245	204,496
■ Total Calls Resolved by the IVR	107,250	82,034	111,391	113,705
■ Total Calls Transferred to the BC	85,188	85,018	75,854	90,791
■ Total Calls Answered in the BC	54,627	51,584	47,275	54,275
■ Calls Abandoned in BC Queue After Threshold	30,662	37,330	28,546	36,460
■ Interviews Conducted	17,380	13,662	13,253	11,799

Note: Calls abandoned after threshold exclude calls abandoned within first 20 seconds (i.e., less than 20 seconds)



DSS Public Dashboard – February 2023

Benefits Center Calls Answered



- Calls answered by workers are across all DSS programs including Medical, SNAP (Food Stamps) and Cash Assistance

Telephone Interviews Conducted

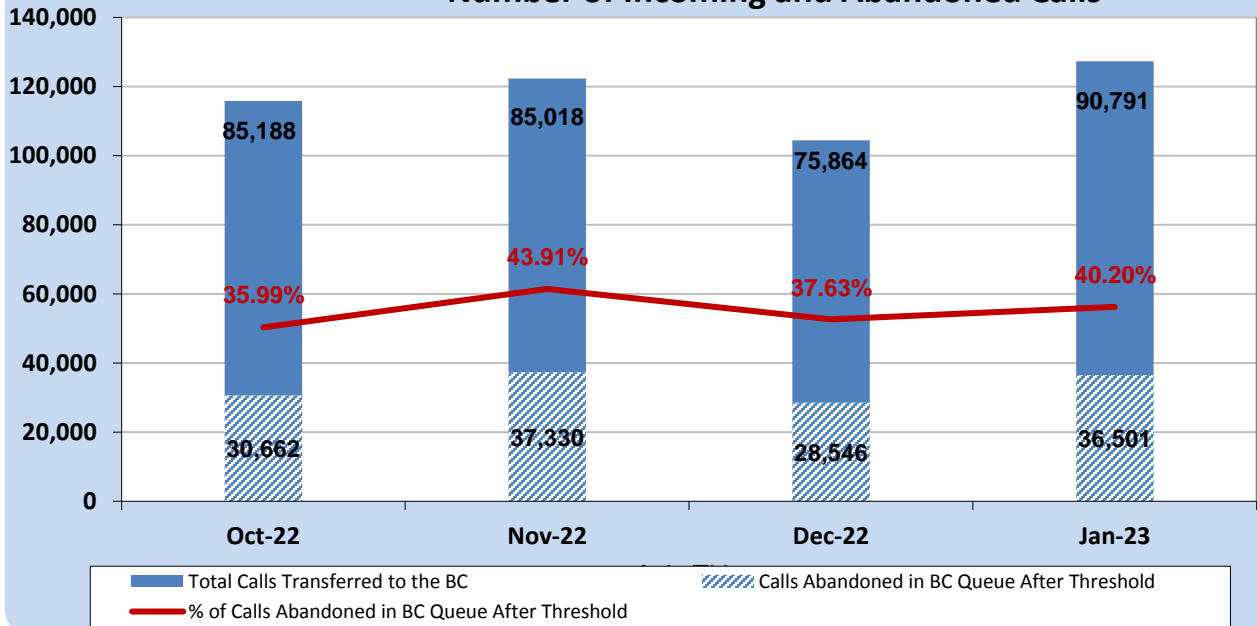


- Telephone interviews Conducted corresponds to the total number of calls answered requesting SNAP phone interviews per month



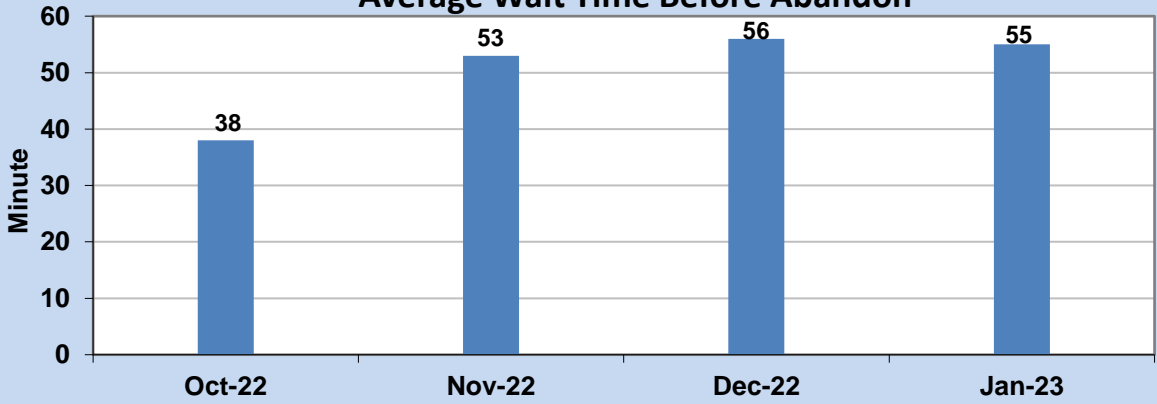
DSS Public Dashboard – February 2023

Number of Incoming and Abandoned Calls



- Phone calls ended by customer while in queue by hanging up (excluding calls abandoned within first 20 seconds)

Average Wait Time Before Abandon

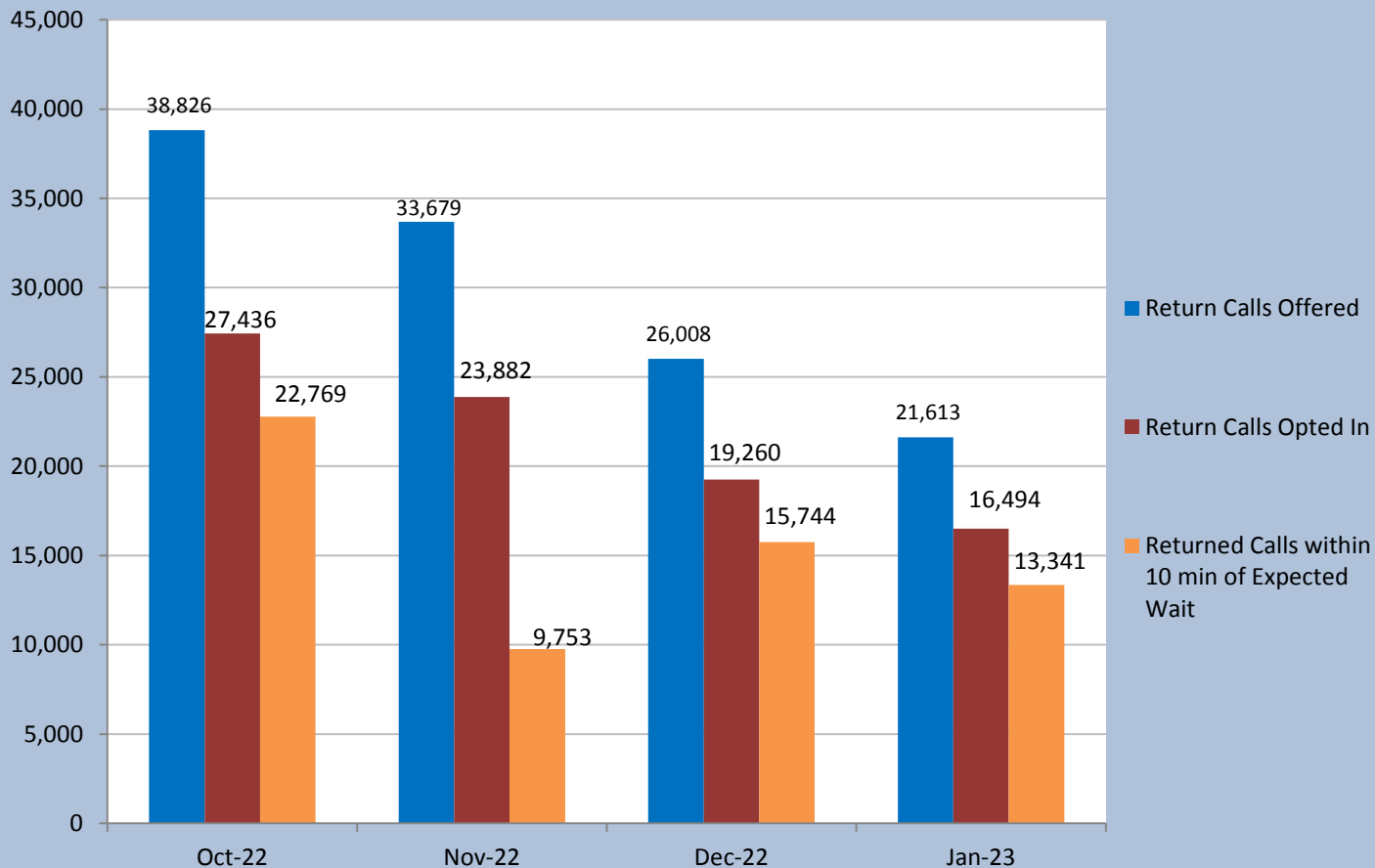


- Average Wait Time Before Abandon corresponds to the average time callers waited in queue before hanging up.



DSS Public Dashboard – February 2023

VHT Return Calls



- Virtual Hold Technology (VHT) is leveraged to improve customer experience
- Holds caller’s place in line virtually. Callers do not have to physically hold
- Call back software connects the caller to an Eligibility Worker
- VHT was turned on at the end of October 2020



Thank You