

Connecticut Department
of Social Services

Connecticut State

Department of Social Services

Disease Prevalence HEDIS Data

2021 Update

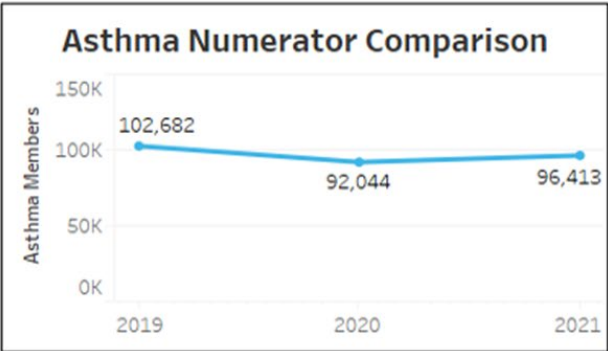
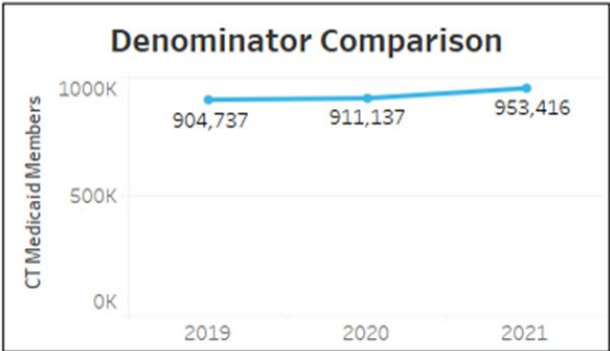
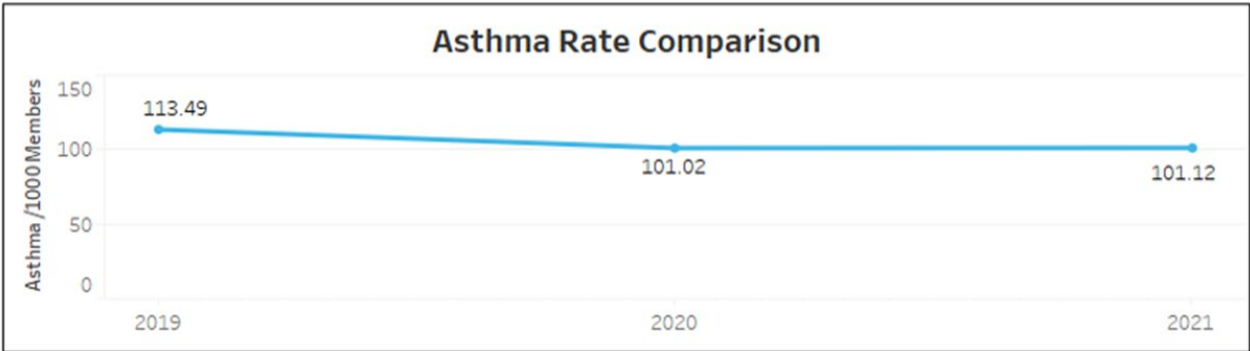
Medical Administrative Services Organization HEDIS Measures

Table of Contents

- Measure 1: Asthma 2
- Measure 2: Cancer 4
- Measure 3: Chronic Obstructive Pulmonary Disease 6
- Measure 4: Diabetes 8
- Measure 5: Hypertension 10
- Measure 6: Ischemic Heart Disease 12
- Measure 7: Mental Health Disorder 14
- Measure 8: Obesity 16
- Measure 9: Substance Use 18

Medical Administrative Services Organization HEDIS Measures

Measure 1: Asthma Prevalence Rate Comparison



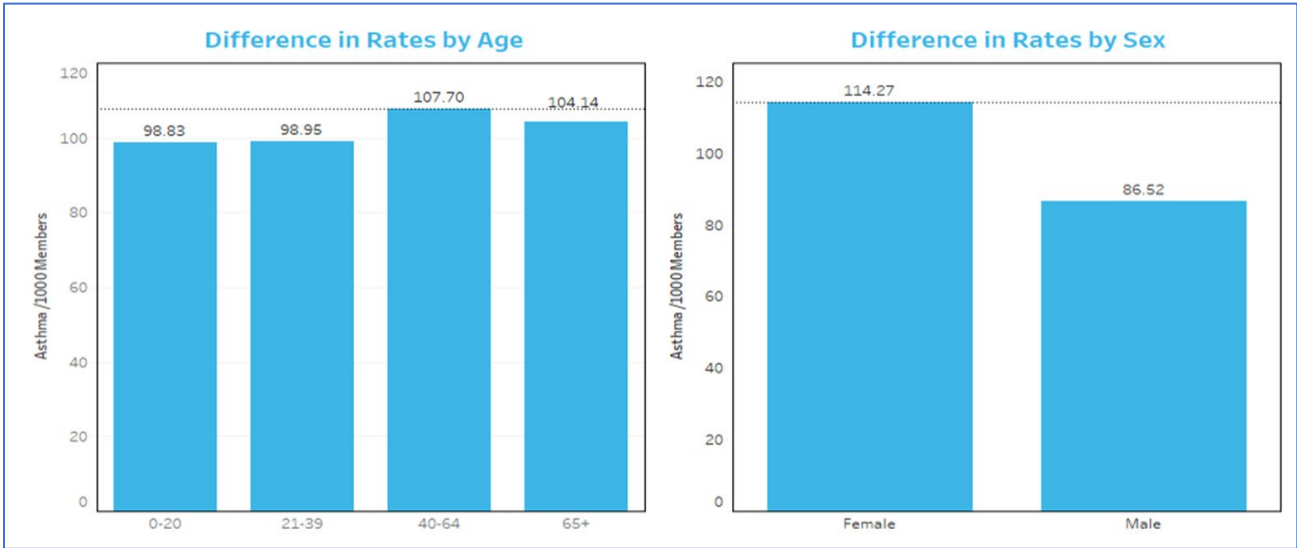
What Does This Data Tell Us?

The overall prevalence rate of Asthma in CT Medicaid members has experienced very little change since 2020.

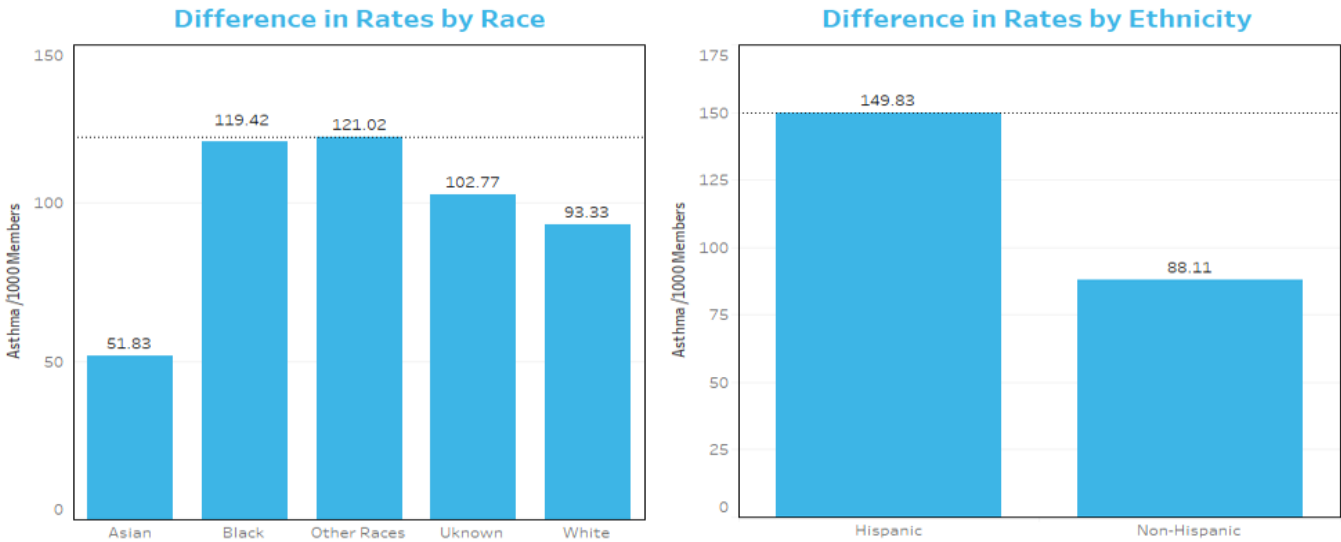
Medical Administrative Services Organization HEDIS Measures

Asthma Prevalence: Demographic Data

Rates by Age and Sex



Rates by Race and Ethnicity

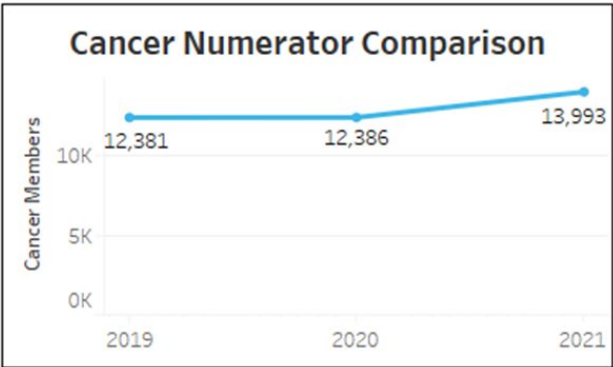
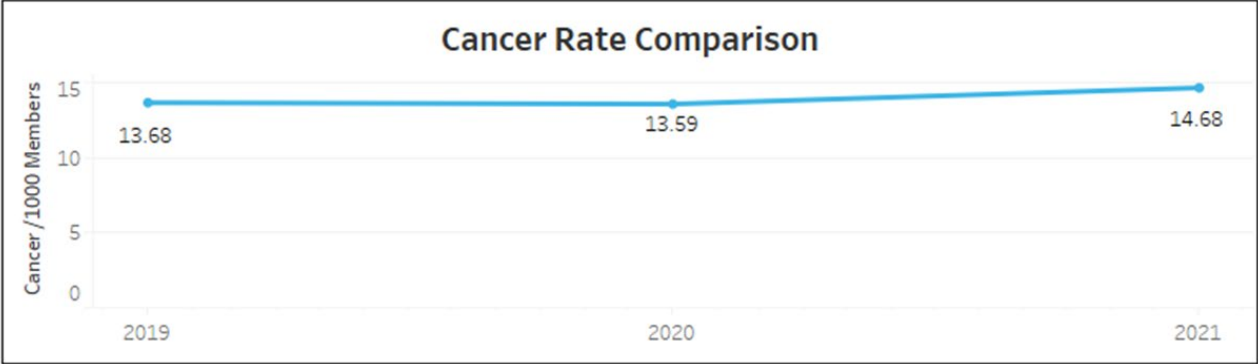


What Does This Data Tell Us?

- In 2021, Asthma was most prevalent in members ages 40–64 years of age while the prevalence in members ages 0-39 was lower.
- Asthma was much more prevalent in females than in males.
- In 2021, the Black population had the highest prevalence of Asthma when compared to the White and Asian racial subgroups. The Asian population had the lowest of all racial subgroups.
- The CT Medicaid population of Hispanic origin had a much higher prevalence of Asthma compared to the Non-Hispanic population.

Medical Administrative Services Organization HEDIS Measures

Measure 2: Cancer Prevalence Rate Comparison



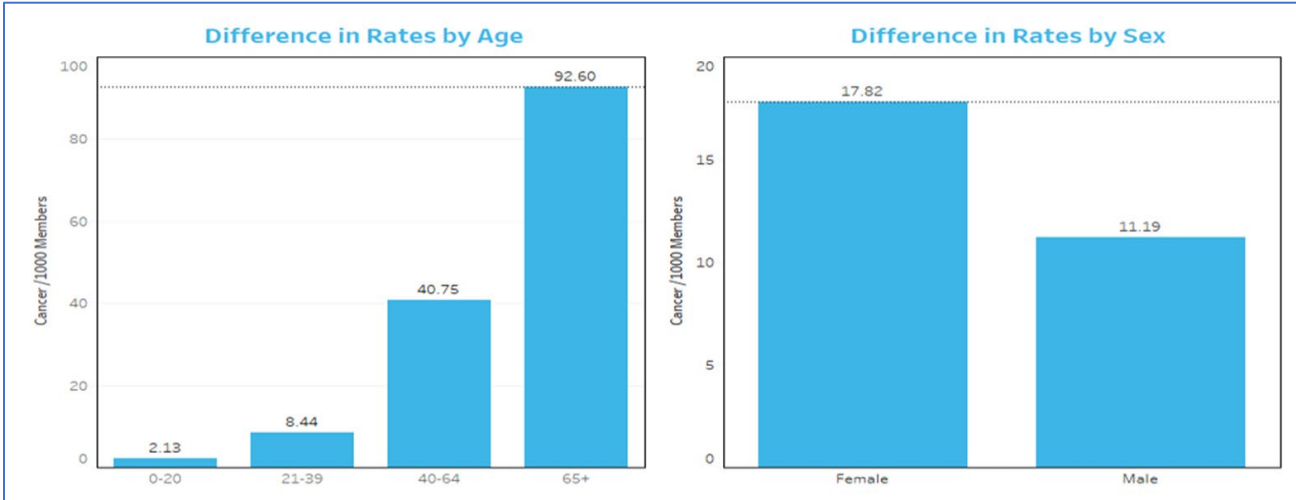
What Does This Data Tell Us?

The overall prevalence rate of Cancer in CT Medicaid members increased from 2020 to 2021.

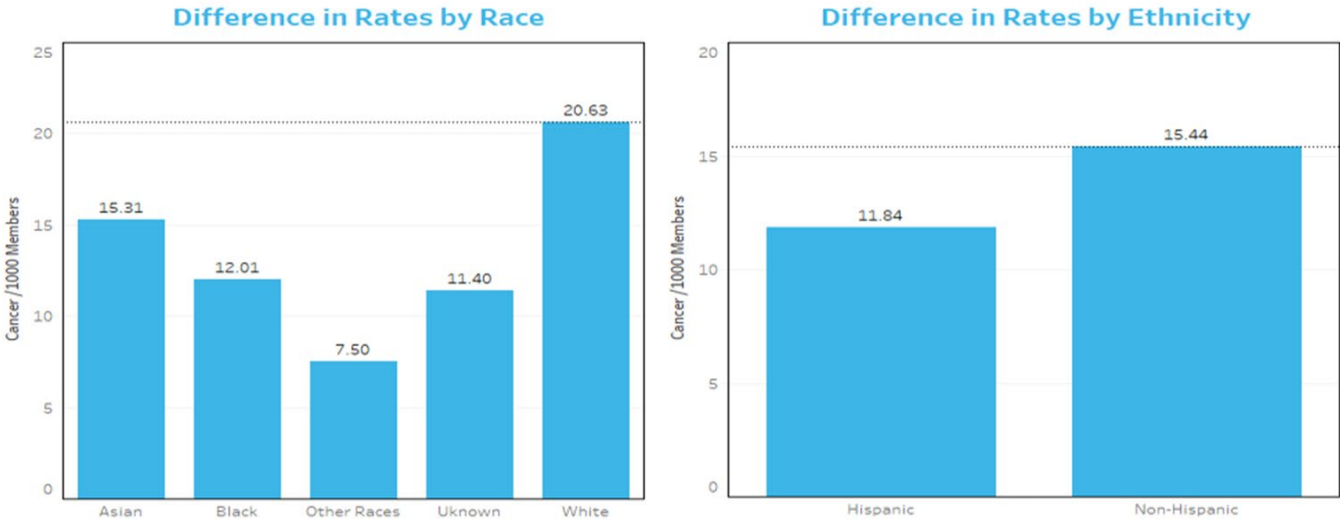
Medical Administrative Services Organization HEDIS Measures

Cancer Prevalence: Demographic Data

Rates by Age and Sex



Rates by Race and Ethnicity

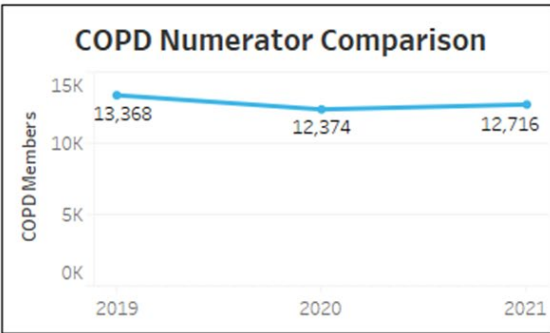
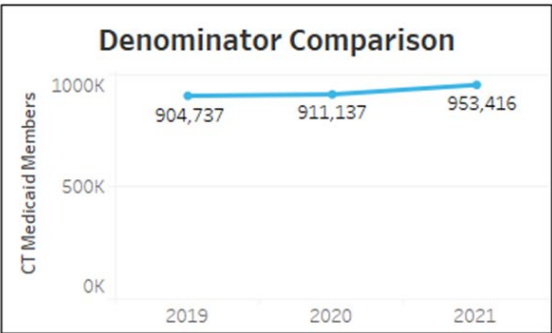
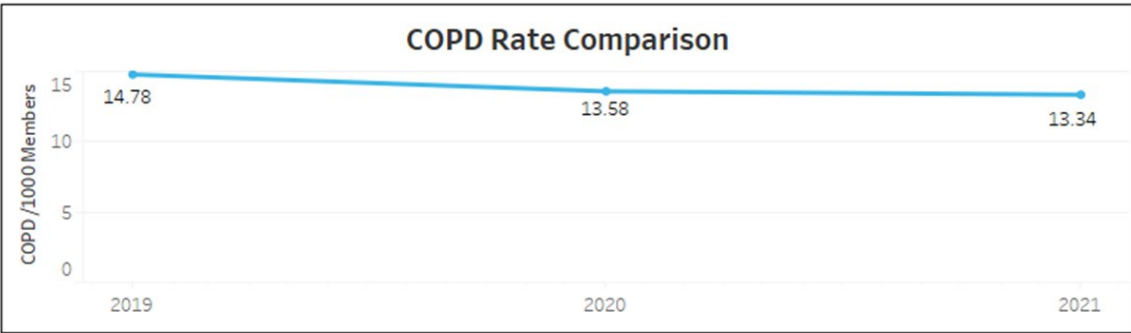


What Does This Data Tell Us?

- In 2021, Cancer was much more prevalent in members ages 65+ years of age while the rate of prevalence in members ages 0-39 was lowest of all other age groups.
- Cancer was much more prevalent in females than in males.
- In 2021, the White population had the highest prevalence of Cancer of all the other racial subgroups while the Black population had a lower rate compared to the Asian and White populations.
- The CT Medicaid population of Hispanic origin had a lower prevalence of Cancer compared to the Non-Hispanic population.

Medical Administrative Services Organization HEDIS Measures

Measure 3: Chronic Obstructive Pulmonary Disease Prevalence Rate Comparison



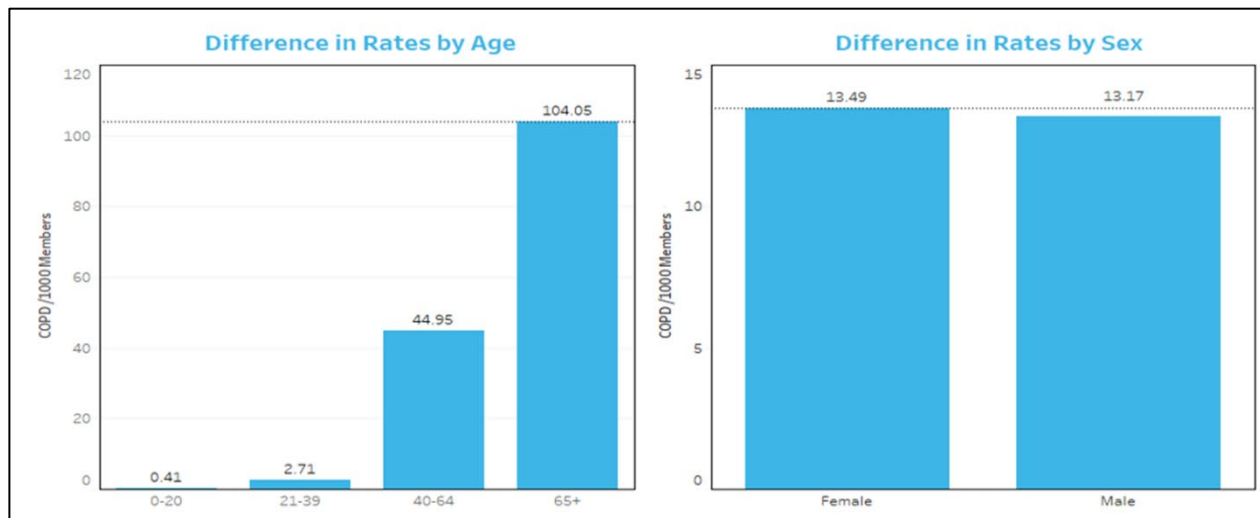
What Does This Data Tell Us?

The overall prevalence rate of COPD in CT Medicaid members continued to decrease over the last three years.

Medical Administrative Services Organization HEDIS Measures

COPD Prevalence: Demographic Data

Rates by Age and Sex



Rates by Race and Ethnicity

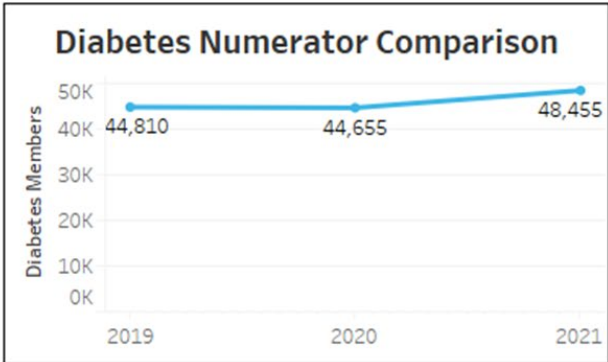
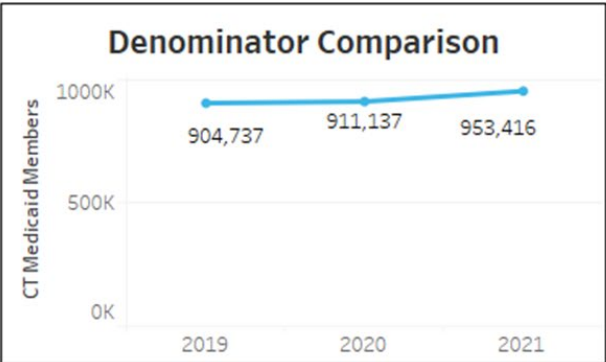
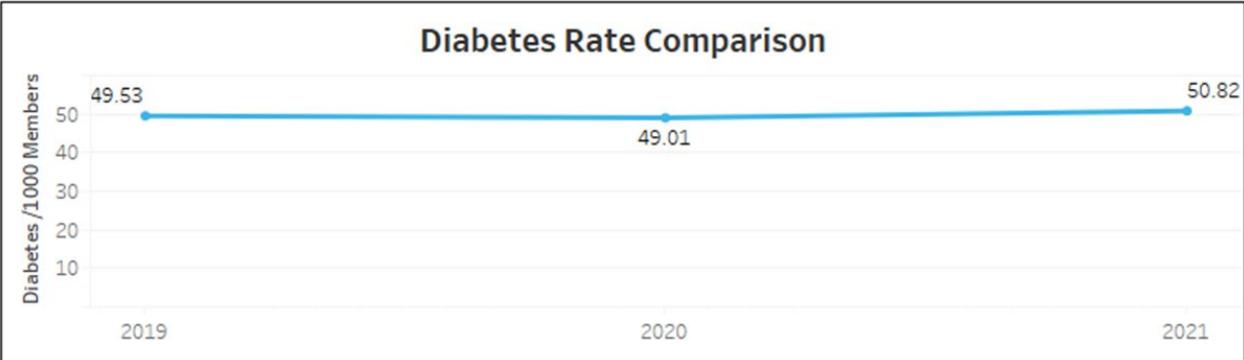


What Does This Data Tell Us?

- In 2021, COPD was more prevalent in members ages 65+ years of age while the rate of prevalence in members ages 0-39 was lowest of all age groups.
- COPD was more prevalent in females than in males.
- In 2021, the White population had a higher prevalence of COPD than all the other racial subgroups. The Asian population had the lowest rate of COPD prevalence.
- The CT Medicaid Non-Hispanic population had a higher prevalence of COPD when compared to the population of Hispanic origin.

Medical Administrative Services Organization HEDIS Measures

Measure 4: Diabetes Prevalence Rate Comparison



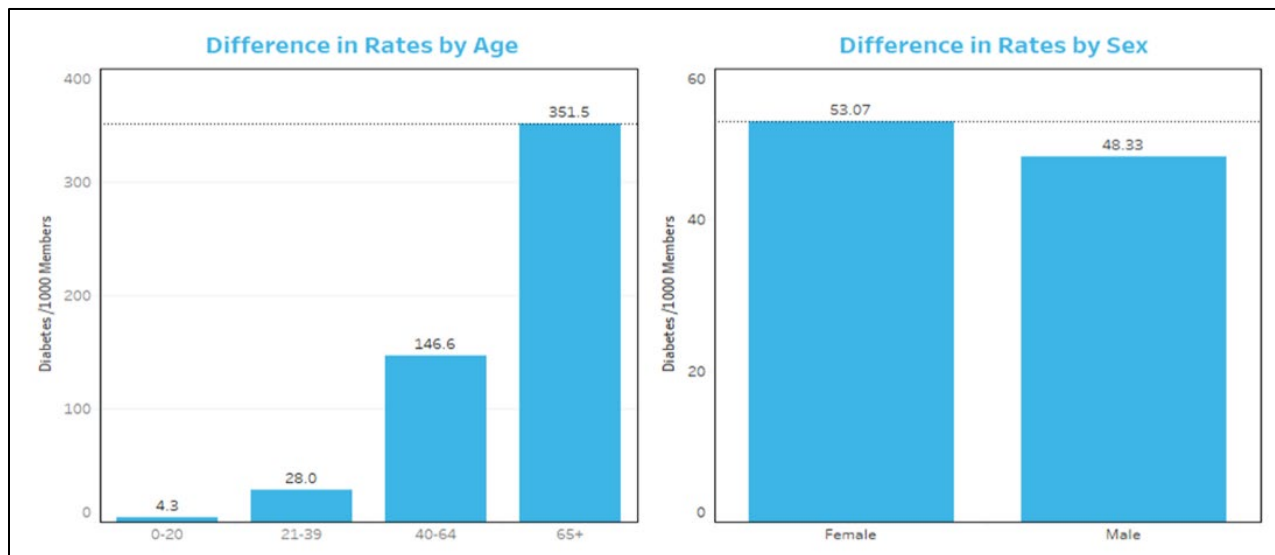
What Does This Data Tell Us?

The overall prevalence rate of Diabetes in CT Medicaid members has experienced very little change over the last three years.

Medical Administrative Services Organization HEDIS Measures

Diabetes Prevalence: Demographic Data

Rates by Age and Sex



Rates by Race and Ethnicity

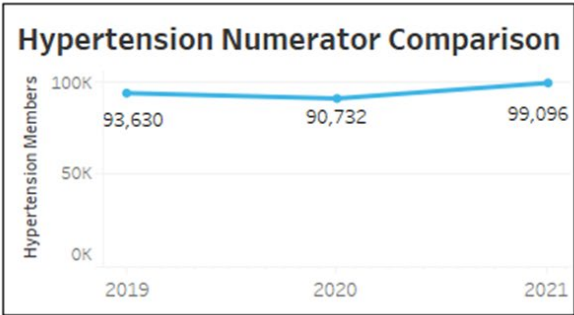
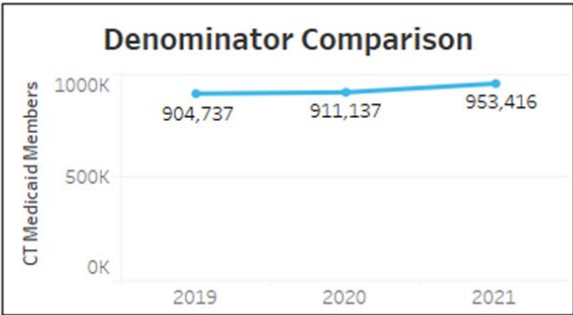
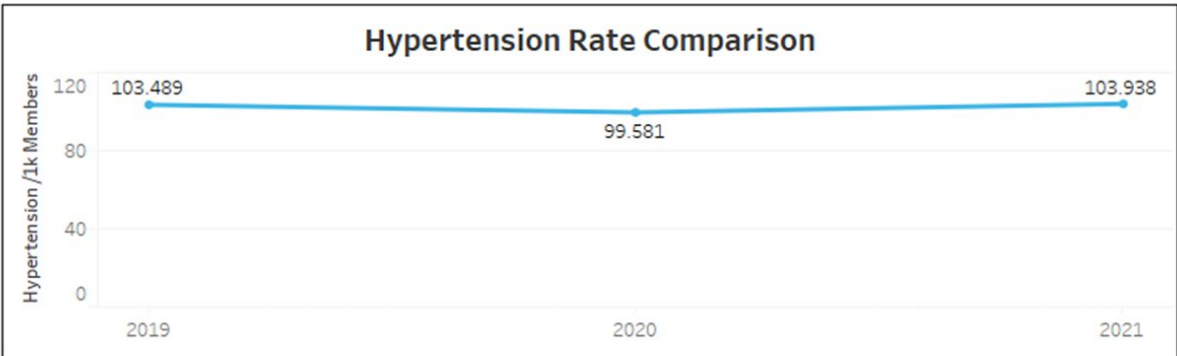


What Does This Data Tell Us?

- In 2021, members ages 65+ had the highest prevalence of Diabetes while the rate of prevalence in members ages 0-20 was lowest of all the age groups.
- Diabetes was more prevalent in females than in males.
- In 2021, the Asian population had a higher prevalence of Diabetes than all other racial subgroups. The White population had the lowest rate of Diabetes prevalence when compared to the Asian and Black racial subgroups.
- The CT Medicaid population of Hispanic origin had a higher prevalence of Diabetes when compared to the Non-Hispanic population.

Medical Administrative Services Organization HEDIS Measures

Measure 5: Hypertension Prevalence Rate Comparison



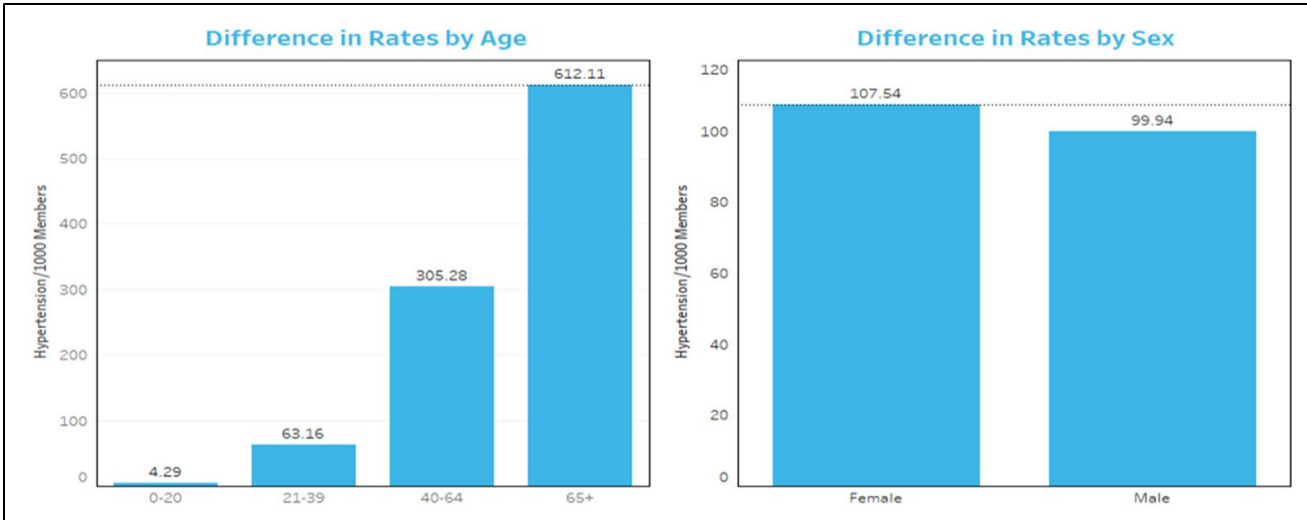
What Does This Data Tell Us?

The overall prevalence rate of Hypertension in CT Medicaid members increased from 2020 to 2021.

Medical Administrative Services Organization HEDIS Measures

Hypertension Prevalence: Demographic Data

Rates by Age and Sex



Rates by Race and Ethnicity

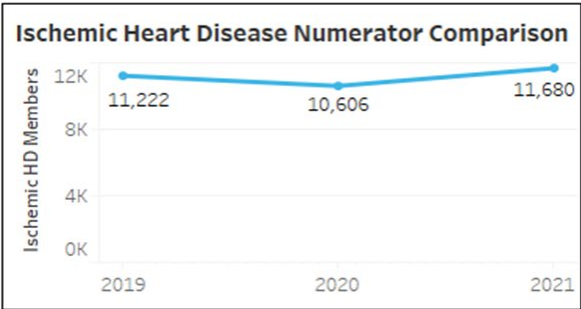
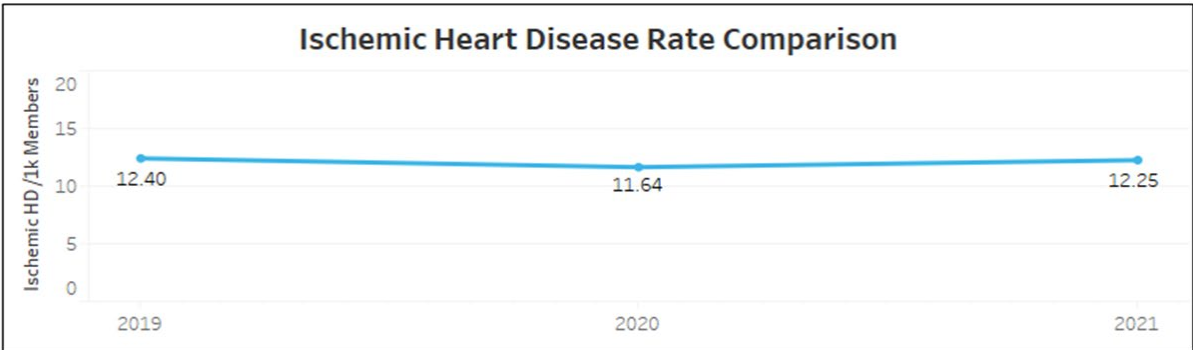


What Does This Data Tell Us?

- In 2021, members ages 65+ had the highest prevalence of Hypertension while the rate of prevalence in members ages 0-20 was lowest of all the age groups.
- Hypertension was more prevalent in females than in males.
- In 2021, the Black population had a higher prevalence of Hypertension than all other racial subgroups. The Asian population had a lower prevalence than the White and Black populations.
- The CT Medicaid population of Hispanic origin had a lower prevalence of Hypertension when compared to

Medical Administrative Services Organization HEDIS Measures

Measure 6: Ischemic Heart Disease Prevalence Rate Comparison



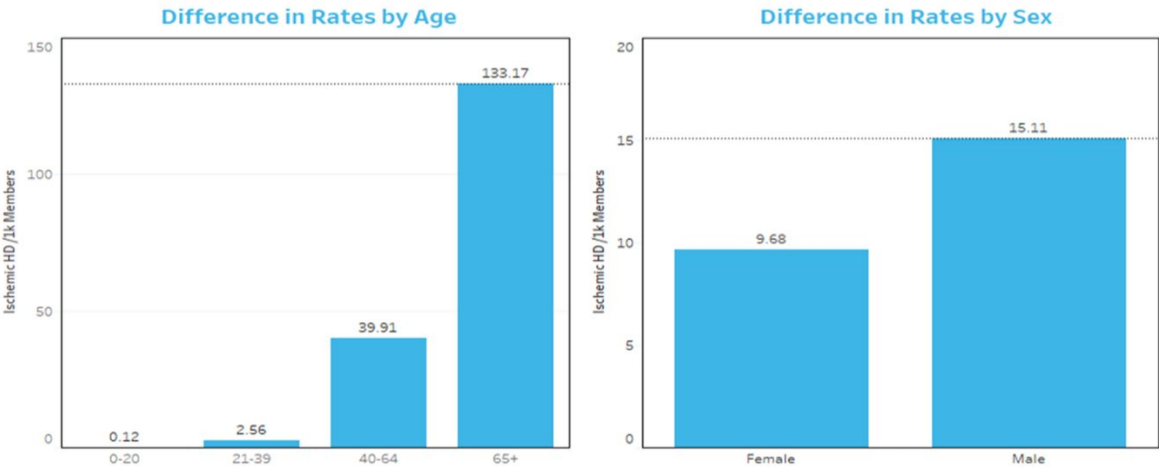
What Does This Data Tell Us?

The overall prevalence rate of Ischemic Heart Disease in CT Medicaid members has increased from 2020 to 2021.

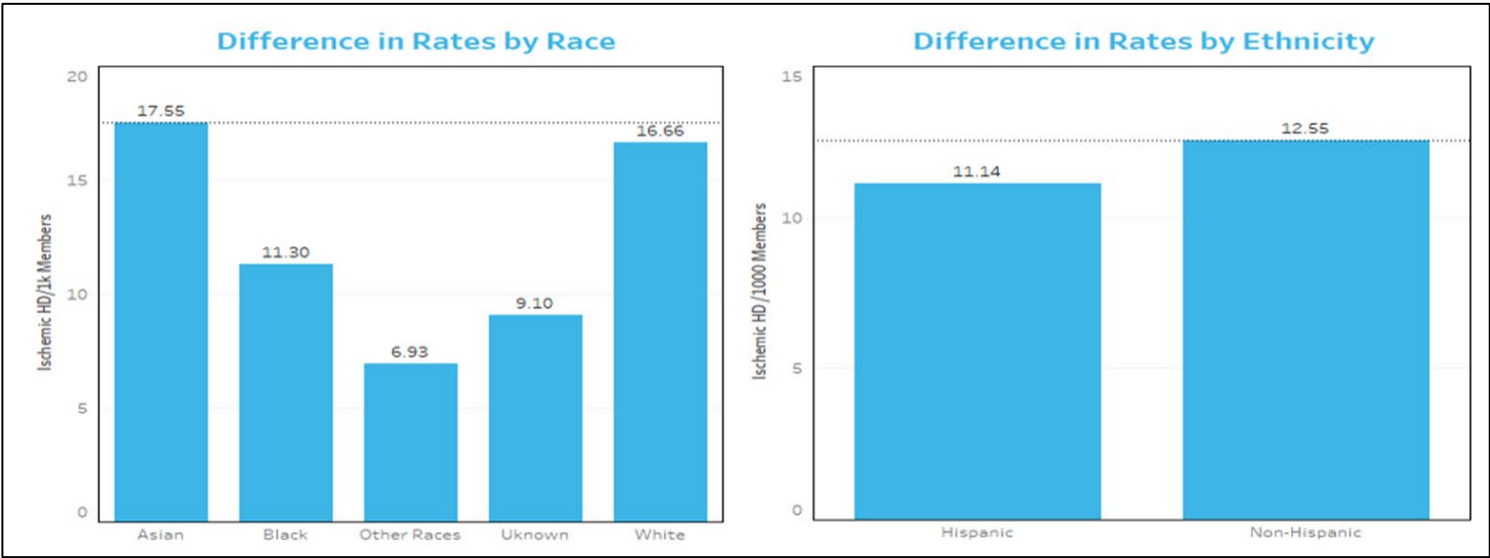
Medical Administrative Services Organization HEDIS Measures

Ischemic Heart Disease Prevalence: Demographic Data

Rates by Age and Sex



Rates by Race and Ethnicity

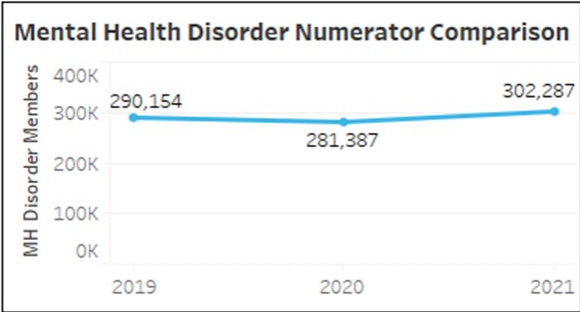
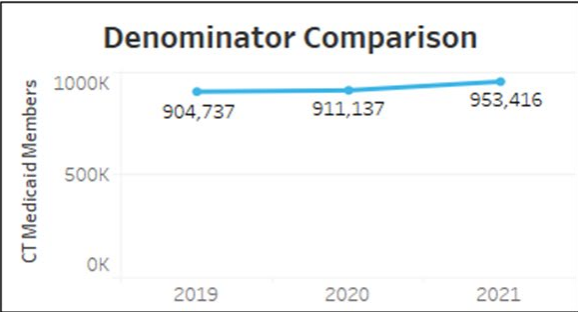
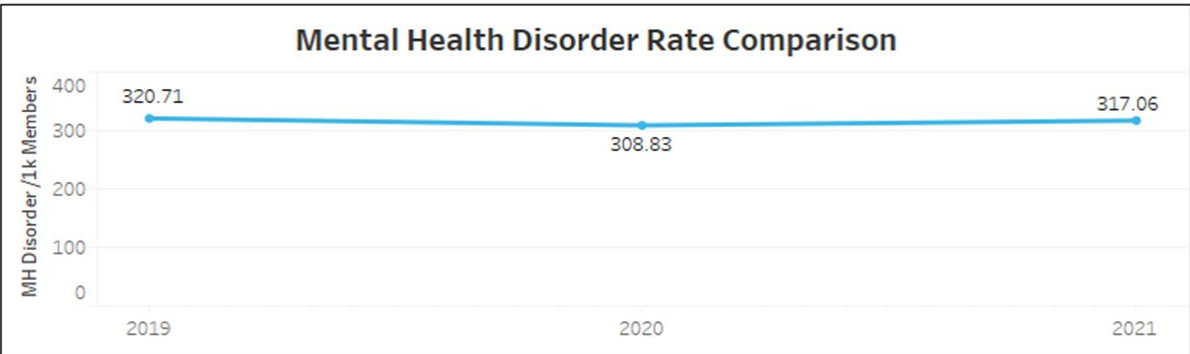


What Does This Data Tell Us?

- In 2021, members ages 65+ had the highest prevalence of Ischemic Heart Disease while the rate of prevalence in members ages 0-39 was lowest.
- In 2021, the Asian population had the highest prevalence rate in Ischemic Heart Disease while the Black population had a lower prevalence than the White and Asian racial subgroups.
- The CT Medicaid population of Hispanic origin had a lower prevalence of Ischemic Heart Disease when compared to the Non-Hispanic population.

Medical Administrative Services Organization HEDIS Measures

Measure 7: Mental Health Disorder Prevalence Rate Comparison



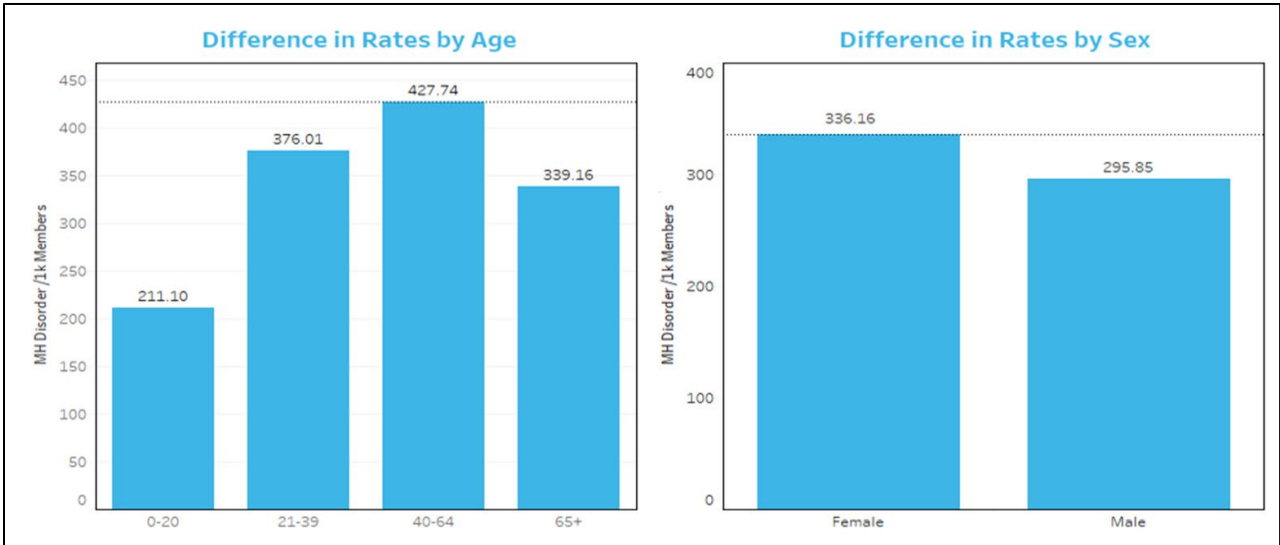
What Does This Data Tell Us?

The overall prevalence rate of Mental Health Disorder in CT Medicaid members has experienced an increase from 2020 to 2021.

Medical Administrative Services Organization HEDIS Measures

Mental Health Disorder Prevalence: Demographic Data

Rates by Age Group and Sex



Rates by Race and Ethnicity

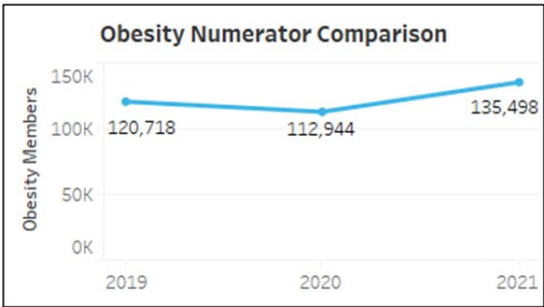
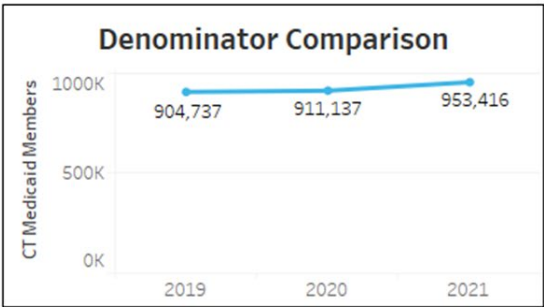
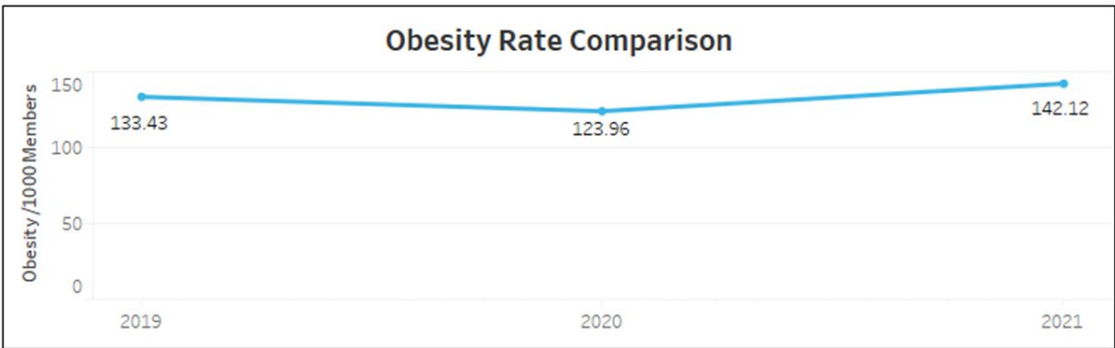


What Does This Data Tell Us?

- In 2021, members ages 40-64 had the highest prevalence of Mental Health Disorder while the rate of prevalence in members ages 0-20 was lowest of all age groups.
- Mental Health Disorder was more prevalent in females than in males.
- In 2021, the White population had the highest rate of prevalence in Mental Health Disorder while the Asian population had a lower prevalence than all other racial subgroups.
- The CT Medicaid population of Hispanic origin had a higher prevalence of Mental Health Disorder when compared to the non-Hispanic population.

Medical Administrative Services Organization HEDIS Measures

Measure 8: Obesity Prevalence Rate Comparison



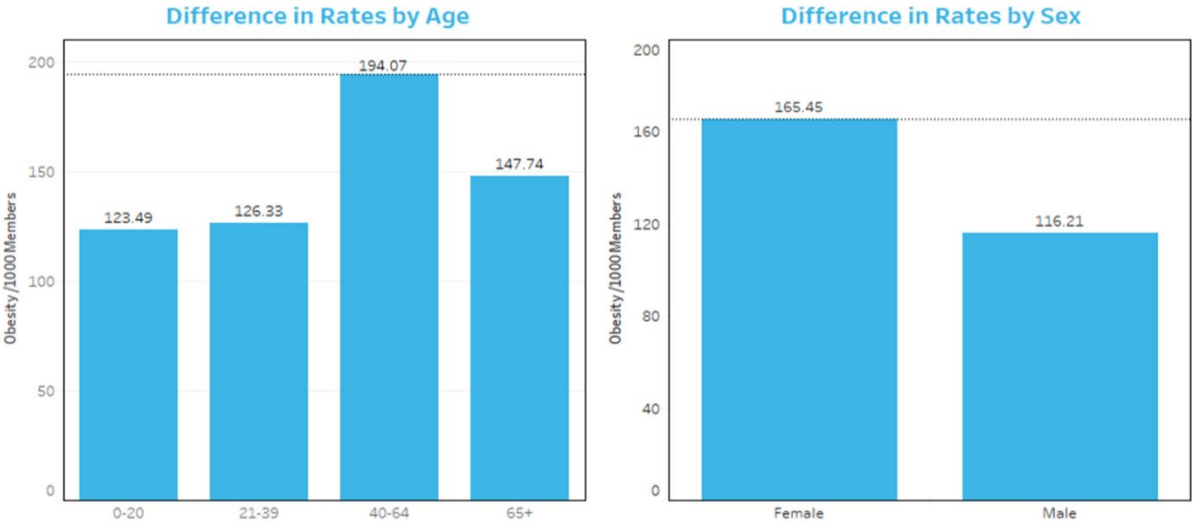
What Does This Data Tell Us?

The overall prevalence rate of Obesity in CT Medicaid members has experienced an increase from 2020 to 2021.

Medical Administrative Services Organization HEDIS Measures

Obesity Prevalence: Demographic Data

Rates by Age Group and Sex



Rates by Race and Ethnicity

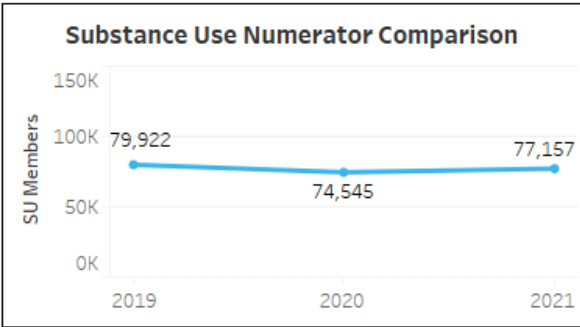
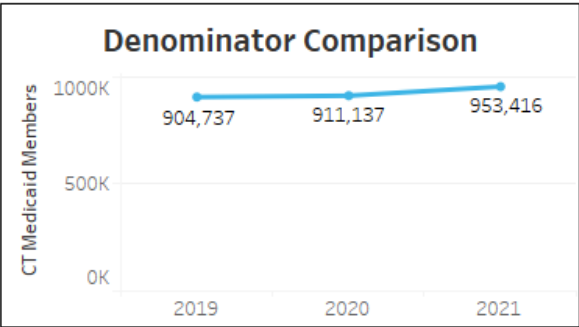
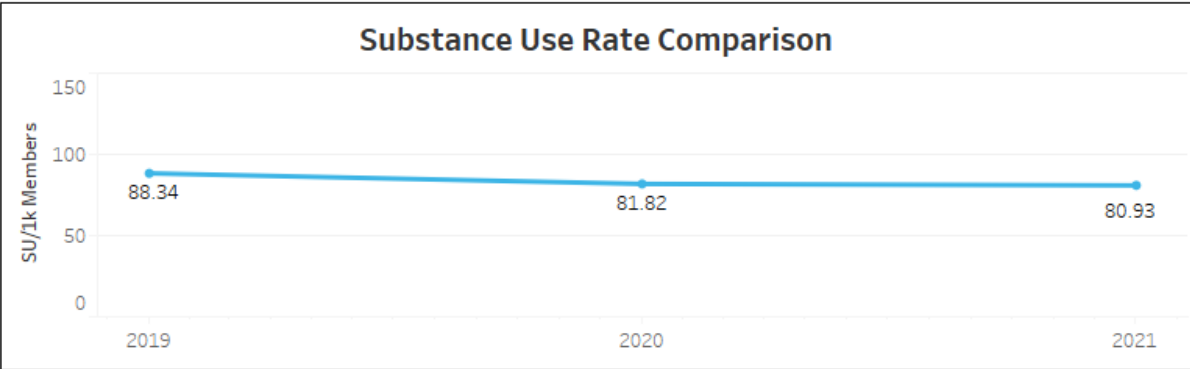


What Does This Data Tell Us?

- In 2021, the Asian population had a much lower rate of prevalence in Obesity while the Black population had the highest prevalence of all the other racial subgroups.
- The CT Medicaid population of Hispanic origin had a higher prevalence of Obesity when compared to the Non-Hispanic population.
- In 2021, the Asian population had a much lower rate of prevalence in Obesity while the Black population had the highest prevalence of all the other racial subgroups.
- The CT Medicaid population of Hispanic origin had a higher prevalence of Obesity when compared to the Non-Hispanic population.

Medical Administrative Services Organization HEDIS Measures

Measure 9: Substance Use Prevalence Rate Comparison



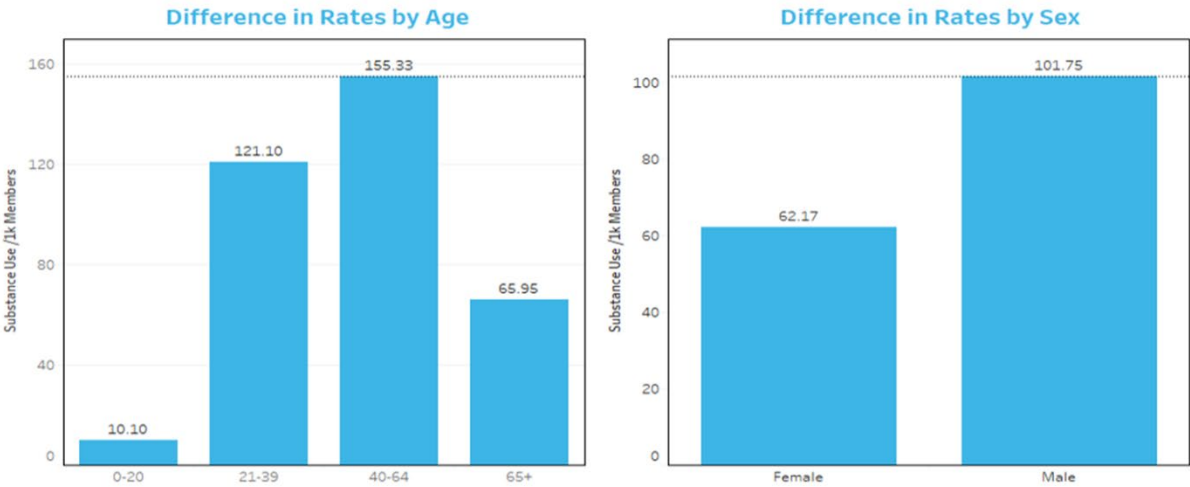
What Does This Data Tell Us?

The overall prevalence rate of Substance Use has decreased among CT Medicaid members over the last three years.

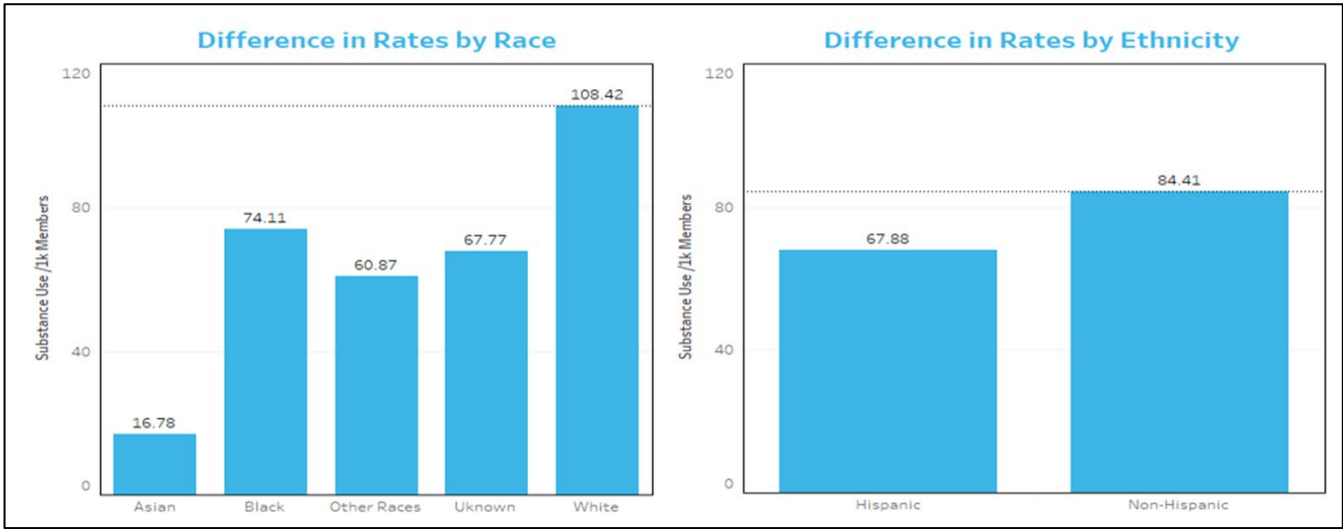
Medical Administrative Services Organization HEDIS Measures

Substance Use Prevalence: Demographic Data

Rates by Age Group and Sex



Rates by Race and Ethnicity



What Does This Data Tell Us?

- In 2021, members ages 40-64 had a higher prevalence of Substance Use than all other age groups. Members ages 0-20 had the lowest prevalence.
- Substance Use was much more prevalent in males than in females.
- In 2021, the Asian population had a much lower rate of prevalence in Substance Use while the White population had the highest prevalence of all other racial subgroups.
- The CT Medicaid population of Hispanic origin had a lower prevalence of Substance Use compared to the Non-Hispanic population.