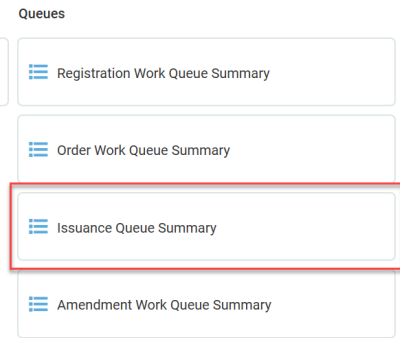
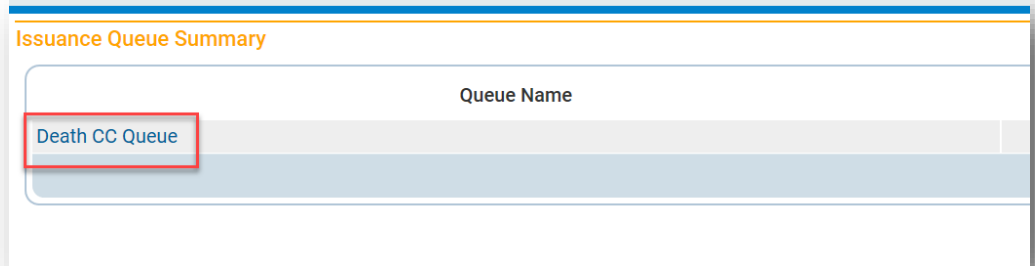


# Issuance of Pre-Ordered Certified Copies

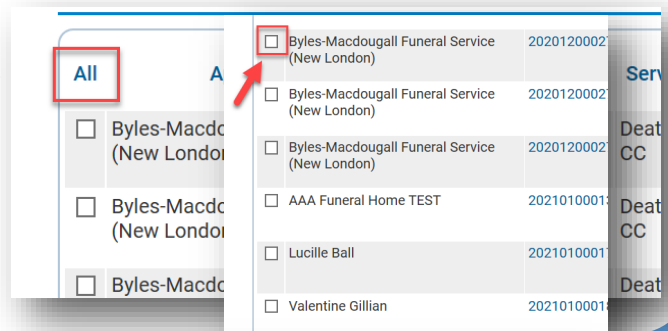
1. Navigate to the **Issuance Queue Summary** on the Home Page.



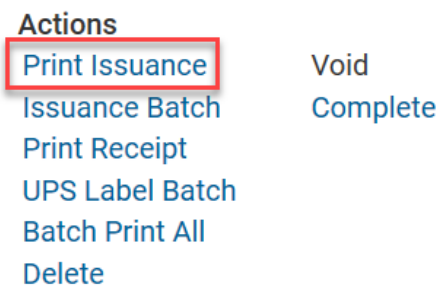
2. Select the Death CC Queue.



3. There is the option to select **All** or an individual order by **checking the box** next to the corresponding record to print.



4. Select **Print Issuance** at the bottom of the screen.



13. Select **Open** to populate the PDF, and click the **printing icon** to send to a local device.

