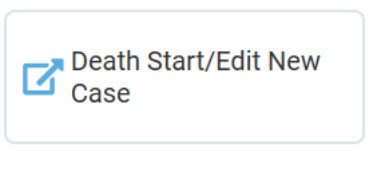


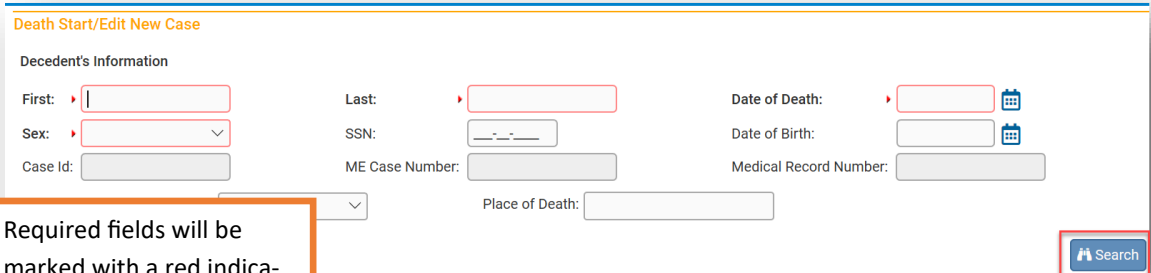
Searching for a Case

1. On the homepage, select **Death Start/Edit New Case**.



Death Start/Edit New Case

2. Enter the 4 required data elements (**First Name, Last Name, Date of Death, and Sex**) and **Search**.



Death Start/Edit New Case

Decedent's Information

First: Last: Date of Death:

Sex: SSN: Date of Birth:

Case Id: ME Case Number: Medical Record Number:

Place of Death:

Required fields will be marked with a red indicator.

3. Cases will populate. Select the desired case.

Death Search Results


| Case Id | Decedent's Name [▲] | Date of Death | Sex | Place of Death | Date of Birth | Preview |
|---------|------------------------------|---------------|------|----------------|---------------|--|
| 223 | Testing, Test | FEB-20-2020 | Male | Hartford | JAN-01-1925 | <input type="button" value="Preview"/> |

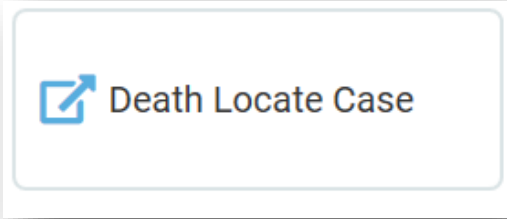
Total Records : 1

If the desired case did not populate, select **New Search**

Searching for a Case

1. Select **Death Locate Case** on the homepage.


 This Search option is for cases that are **owned** by the user.




2. Input the data elements to search for the case and select **Search**.

Death Locate Case


Decedent's Information

First: Last: Date of Death: 

Sex: SSN: Date of Birth: 

Case Id: ME Case Number: Medical Record Number:


Place of Death Location Type: Place of Death:



Enter at least 3 data elements to search for the accurate case.

3. Cases will populate. Select the desired case.

Death Search Results

| Case Id | Decedent's Name ^ | Date of Death | Sex | Place of Death | Date of Birth | Preview |
|---------|-------------------|---------------|------|----------------|---------------|---|
| 223 | Testing, Test | FEB-20-2020 | Male | Hartford | JAN-01-1925 |  |

Total Records : 1

*If the desired case did not populate, select **New Search***

