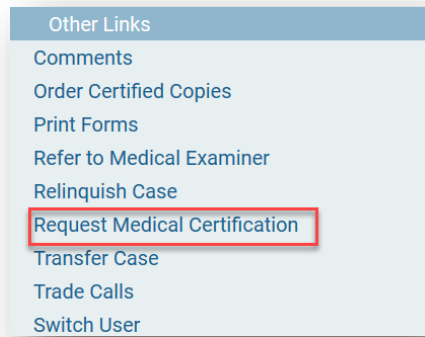


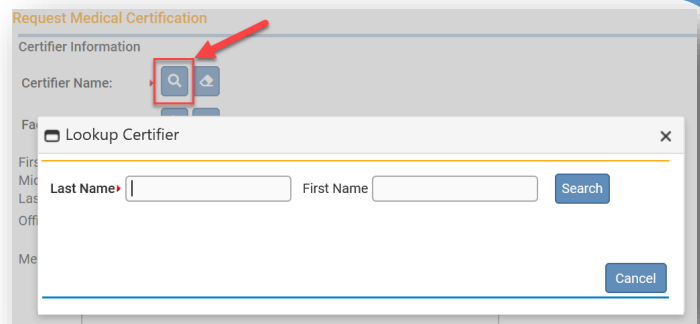
Medical Certification Request

1. Navigate to the **Request Medical Certification** link in the Death Registration Menu.



2. Select the **magnifying glass** to search for the Certifier.

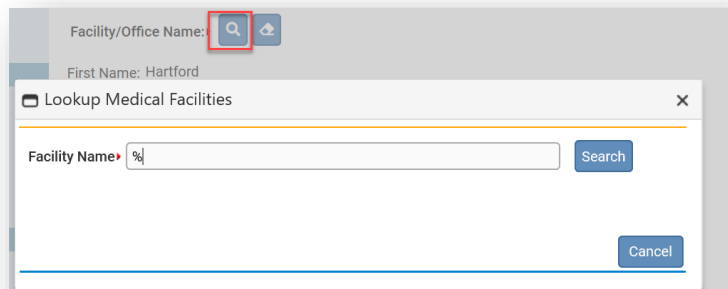
- Enter the first three letters of the last name followed by the % wildcard.
(Ex.: Las%)



3. Click Select to choose the desired certifier.

998855	Doctor	Hartford	100	Main	select
MD 11223	Doctor	Nursinghome	1	Slater	select
12555888	Doctor	Train	1	Vermont	select

4. Select the **magnifying glass** associated with the facility name, and input %.



Only the facilities associated with the certifier will display when the % is inputted.

Medical Certification Request

5. Select the appropriate facility location.

Lookup Medical Facilities

Facility Name: % | Search

Facility Name	Address	City	
Hartford Hospital	80 Seymour St	Hartford	select
Lawrence & Memorial Hospital	365 Montauk Ave	New London	select

Total Records : 2

Cancel

6. Choose **save** to send the message.

First Name: Hartford
Middle
Last Doctor
Office: Lawrence & Memorial Hospital

Message: Please complete the medical certification for: Case Id: 308 - Cremation Test, Date of Death: MAR-18-2020.

Clear Save Return

Based on the options chosen, the information will populate.

A message will auto populate.

Save will send the message to the selected certifier