

## 2014-2015, Windham - School Based Health Centers, Medical Services (grades PreK-12)

C. H. Barrows STEM Academy, Windham Middle School, Windham High School

*Quality of Life Result:* All Connecticut children will grow up in a stable environment, safe, healthy and ready to succeed.

*Contribution to the Result:* School Based Health Centers provide healthcare for school age students, so that they are healthy and ready to learn.

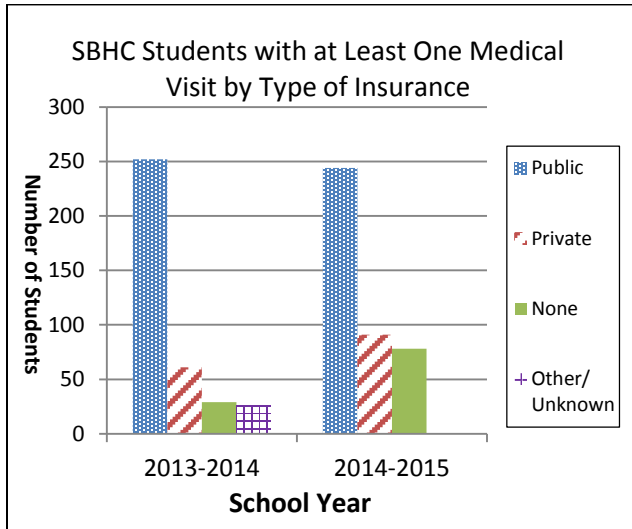
Program Expenditures	DPH SBHC Funding	Other State Funding	Federal Funding (MCHBG, ACA)	Total Other Funding (Other federal, Local, Private)	Reimbursement Generated	Total Site Funding
Actual SFY 15	\$450,672*	\$0	\$0	\$0	\$35,399	\$486,071*
Estimated SFY 16	\$450,672*	\$0	\$0	\$0	\$0	\$450,672*

*Sponsoring Agency:* Windham Hospital

*Partners:* Parents, Students, CASBHC, DPH, Windham Hospital, Windham Board of Education, Planned Parenthood, Generations, Natchaug Hospital and other Community Mental Health Agencies, School Administrators and Faculty

### How Much Did We Do?

Access and Utilization



### Story behind the baseline:

In 2014-2015 the total number of students seen for at least one medical visit in all three School Based Health Centers was 413 (27%) of the total population of the 1,072 enrolled students. Breakdown by site of students with at least one medical visit are Windham High with 228 (46%), Windham Middle with 120 (31%) and finally Barrows Academy with 65 (34%).

As Windham High is the oldest and busiest site and Barrows Academy is the newest health center, opening in September 2013, these percentages are realistic and predictable. Enrolled students at Windham High total 499 (95%) of the student population of 527. Windham Middle School has 383 (66%) of the 579 students enrolled at the health center and Barrows Academy has 190 (44%) of the total population of 428 students.

The number of Students total seen increased from 2013-2014 to 2014-2015 by 45 people (368 to 413) an increase of 12%. Although the number of publicly insured decreased slightly from 252 to 244 (3%), private insurance coverage increased from 61 to 91 (49%), the biggest difference between the two years was that in 2013-2014 there were 26 listed with unknown insurance and none in 2014-2015. This could be explained by the significant increase in students that had no insurance listed from 29 to 78 (169%). Indicating that staff are following up better on those that are listed as unknown.

The 78 students who do not have any form of insurance can be attributed to the large number of illegal immigrants who call Windham home. The School Based Health Center staff make a concerted effort to assist students and their families to find medical homes and insurance, but Generations, an all-encompassing healthcare agency works to

become the medical home and provide insurance assistance and medical, mental and dental healthcare to these families.

Student Population, Enrollment, Number of Medical Visits and Number Served in Windham's Three SBHC's, 2014-2015				
Schools	Population	Enrolled	Medical Visits	Medical Unduplicated Users
Windham High	527	499	612	228
Windham Middle	579	383	249	120
Barrows Academy	428	190	120	65
<b>Total</b>	<b>1534</b>	<b>1,072</b>	<b>981</b>	<b>413</b>

**Trend:** [▲]

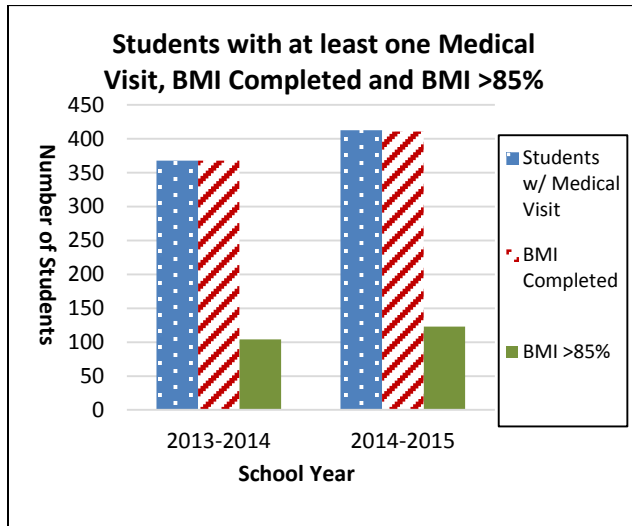
**Trend Going in Right Direction? ▲ Yes; ▼ No; ◀▶ Flat/ No Trend**

## 2014-2015, Windham - School Based Health Centers, Medical Services (grades PreK-12)

C. H. Barrows STEM Academy, Windham Middle School, Windham High School

### How Well Did We Do?

Identifying Obesity in SBHC Users at Windham Middle School and Barrows Academy



### Story behind the baseline:

Body Mass Index is standardly done with nearly every medical visit at all three health centers in Windham.

All 3 schools combined had 368 students with a Medical visit in 2013-2014, this increased to 413 in 2014-2015, up 45 (12.2%) students. The number of BMIs calculated also increased from 368 to 411 by 43 (11.7%). The Percent of students having a BMI >85% increased by only by .5% from 28.3% >85% in 2013-2014 to 29.8% in 2014-2015, indicating a consistently high rate of students that are overweight.

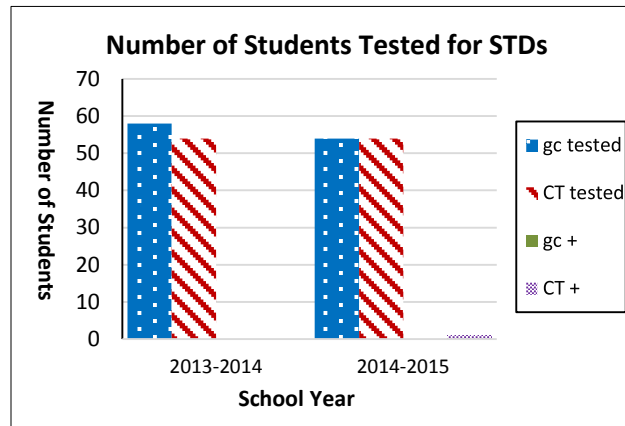
It is clear from these percentages that our students in Windham do have significant health risks with the high numbers of BMI's >85%. At every health center across the district the APRN's work to educate students on healthy eating and physical activity. For many, though, the ability to purchase or prepare food

for themselves at home is difficult. This is an ongoing goal for all Windham sites.

Trend: [▲]

### Is anyone better off?

Reduce STD's Among SBHC Users at Windham High School



### Story behind the baseline:

The number of STD tests done in 2014-2015 decreased slightly from the previous year from 58 Gonorrhea (GC) and 54 Chlamydia (CT) in 2013-2014 to 54 for both GC and CT in 2014-2015. In 2014-2015 there was one positive result for chlamydia. The APRN routinely tests students if there is a need or if the student feels a need. The difference in the number of tests done for 2014-2015 vs 2013-2014 is negligible 3.5%.

Trend: ◀▶ Flat/ No Trend

### Notes:

\* Reflects funding provided to the SBHCs for Medical, and Mental Health Services.

### Proposed Actions to Turn the Curve:

#### How Much Did We Do:

The plan for future years is to continue to increase usage of the health center, particularly at Barrows Academy where medical services are underutilized. All four elementary school PTO's will be visited to increase the knowledge to parents of services available to their children when they attend Windham Middle School.

#### How Well Did We Do:

Medical staff will present a 'lunch table' every other month on a topic of their choice to educate the entire student population. This will also be an opportunity to meet students they may not normally see and vice versa.

#### Is Anyone Better Off:

Work will continue to educate students regarding safe sexual practices in all three sites through individual visits to the APRN or in health classes.

#### Data Development Agenda:

All three health centers in Windham anticipate a new EHR called EPIC which will be in place sometime in 2015-2016. Until then, we proceed with Allscripts My Way.