

2014-2015 Program Report Card: Driggs School Based Health Center (Pre-K-6)

Quality of Life Result: All Connecticut children will grow up in a stable environment, safe, healthy and ready to succeed.

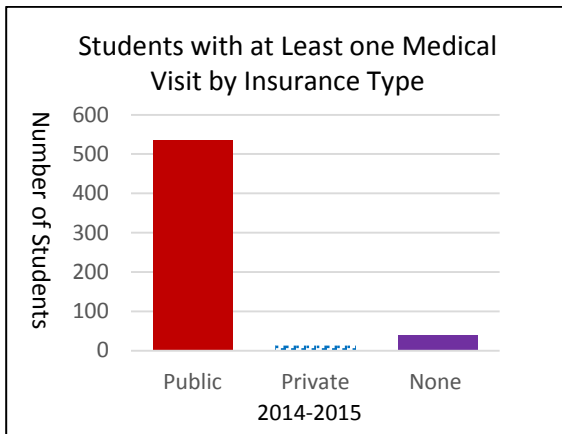
Contribution to the Result: School Based Health Centers provide healthcare access for school aged students, so that they are healthy and ready to learn.

Program Expenditures	DPH SBHC Funding	Other State Funding	Federal Funding (MCHBG, ACA)	Total Other Funding (Other federal, Local, Private) in-kind	Reimbursement Generated	Total Site Funding
Actual SFY 14-15	\$158,878	\$0	\$0	\$0	\$0	\$158,878
Estimated SFY 15-16	\$158,878	\$0	\$0	\$0	\$0	\$158,878

Partners: Waterbury Board of Education, Teaching Faculty, School Psychologist and Social Workers, Administrators, Parents, Wellmore, University of New Haven, CASBHC, DPH, DSS, Bridge to Success Community Group/Advisory Board, CT Chapter of the AAP, School Based Health Alliance.

How Much Did We Do?

Access and Utilization



Story behind the baseline: Driggs SBHC, operated by StayWell Health Center, an (FQHC), has served the Driggs Elementary School Community (Pre-K-Grade 5) for 16 years. Driggs SBHC provides a complement of medical, dental and behavioral health services. As a result Driggs has maintained a very high level of participation/enrollment and a consistent number of patient visits over the years.

Usually, the Driggs SBHC enrollment exceeds the current school enrollment, which typically is 550 students. The school has a high transience rate and poverty rate of 95%.

Five hundred and sixty-nine (569) students enrolled in the SBHC for the 2014-2015 school year (103%) of the student population. 430 or 75.5% of those enrolled were users of SBHC services. 1,794 clinical visits occurred or 4.17 visits

per user. During the 13-14 school year there were 538 students enrolled, 430 of whom were users having 1,881 visits or 4.37 per user and during 12-13 there were 610 students enrolled and 418 became users of SBHC (68.5%) with 1808 visits or 4.3 per user.

In 2014-2015, 253 of 430 students reported themselves as Hispanic, 128 as Non-Hispanic and 47 refused to report.

Of the 569 students enrolled during 14-15, 536 (94%) were enrolled in HUSKY Medicaid Program, 13 (2%) had private commercial insurance, and 38 (6%) had no insurance.

All students, unless they are undocumented, are referred to the StayWell Health Center Community Programs Dept. for assistance in getting HUSKY insurance.

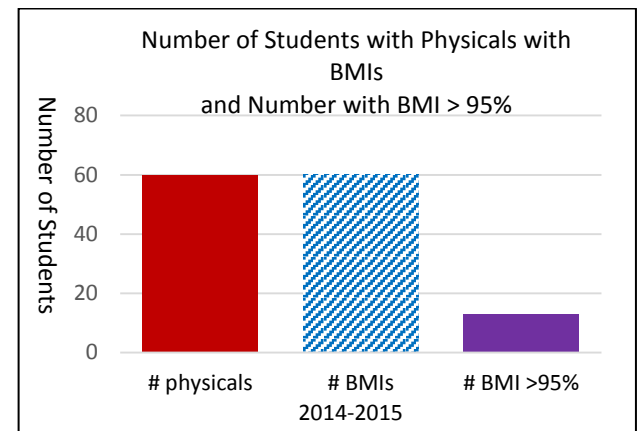
100% of children receive an outreach contact. Every September new enrollment forms are distributed to every child to update demographic and/or health information or to enroll new students. The Driggs School RN is provided enrollment forms to distribute to those who are new during the year or who have not enrolled. Three times per school year the class list is reconciled to the SBHC enrollment list and unregistered children are sent a new registration form.

The SBHC Manager attends various school outreach functions like Open House, Kindergarten registration, Mother's Day Tea and is a member of the Driggs School Governance Council in order to promote the SBHC.

Trend: [◀▶]

How Well Did We Do It?

Reduce Obesity in SBHC Users



Story behind the baseline: During the 2014-2015 school year, 60 physical examinations were conducted at Driggs. 100% had BMIs recorded in their medical record. Two hundred and ninety seven (297) students had their BMI calculated at a visit during this school year. 100% of students with BMIs over 85% were provided nutritional counseling.

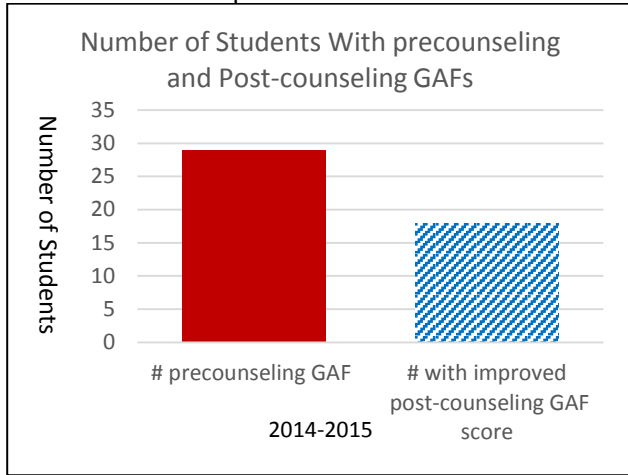
Thirteen (13) of the 60 children having physical exams, or 21%, were identified as having BMIs equal to or greater than 95%. These children were followed up quarterly with weight checks and a written plan to improve nutrition and increase physical activity. Materials went home to parents/guardians. Parents were also present during the

2014-2015 Program Report Card: Driggs School Based Health Center (Pre-K-6)

follow-up weight visit, if available, which reinforced the message.

Trend: [▲]

Is Anyone Better Off? Mental Health Improvement



Story behind the baseline: 100% of the twenty-five (25) Driggs School Staff received referral forms at the beginning of the school year which they could use to refer their students to the Driggs School Health Center, if they felt their students were experiencing difficulties in or outside the classroom that could benefit from counseling. Four children (4) were referred from the classroom teachers as new patients and the balance were either referred by parents or were picked up again as recurring patients from the previous year.

Twenty nine (29) children received individual & group counseling services during the 2014-2015 school year at Driggs. Four hundred twenty-seven (427) behavioral health visits took place at Driggs in 14-15. These services are sub-contracted through Wellmore with a Licensed Professional Counselor (LPC) for 24 hours per week. Staffing issues presented themselves during this school year, with a maternity leave, a resignation and a delay in hiring.

Eighteen children of 29 students (62%) received counseling services 90 days or more and had an average increase in GAF scores of 2 points.

Three groups were established around Grief and Loss, Anger Management for younger children (K-2) and for older Anger Management for older children (grades3-5).

Measuring the impact of the medical, dental, and behavioral health services provided by the Driggs SBHC goes beyond numbers, especially as it relates to elementary age school children from an impoverished inner city neighborhood. Parents, students and teachers at Driggs Elementary were given a Satisfaction Survey.

During May and June of 2015, twenty-five surveys were distributed to teachers and 18 were returned.

When asked if they ever referred a child to the SBHC, 14 said yes and 4 said no. When asked to rate the overall performance of the SBHC, 10 teachers rated the SBHC as 10/10, 2 rated it as 9/10, and 1 rated it as 8/10.

18 or 100 % stated that the SBHC improves student's health status. When they were asked in which areas students needed more education, six of the 18 said personal and dental hygiene and 2 said bed bugs.

A survey was distributed to 6 parents who came to the SBHC with their children in May & June 2015, 6/6 responded that the Driggs SBHC was clean, safe, and child friendly. 6/6 said that the SBHC provided easy access to services. 6/6 responded positively that the SBHC was welcoming, kind, courteous and that there were no problems.

Due to the age of Driggs students, twenty-six students were asked to write or draw what they liked about the SBHC or thought the SBHC could do better.

23 students responded positively with comments like "I feel like I am at home", they treat you quickly,

"I like the support" I like my group" 8 students said the SBHC helped them to stay healthy and 12 said they enjoyed the waiting room activities.

One child said the SBHC needed to have a "flat screen TV and video games in the waiting room and one child said he did not like coming to the dentist.

Trend: [▲]

Driggs Parent Survey

MEASURE/QUESTION	RESPONSE
Is the SBHC clean, safe & child friendly?	Yes-100% N=6
Is it easy to get your child seen	Yes=100% N=6
Does your child enjoy coming to the SBHC	Yes=100% N=6
What can the SBHC do to serve your family better?	100% Positive "Everything is fine"

	"Great Service"
How does the SBHC help you & your child?	100% Positive "Convenient" "Less absent days" "Helps me with child's behavior issues"

Proposed Actions to Turn the Curve:

Access and Utilization:

- Increase APRN hours to include 2 full days.
- Complete Driggs SBHC renovation.
- Continue Manager's participation on Driggs School Governance Council and participation in school family activities.

Obesity Reduction:

- Information on good nutrition and exercise
- quarterly weight checks, and group education will be provided to student with a high BMI
- Make referrals to physical activity resources in the community
- Track student lifestyle changes

Mental Health Services:

- Promote suicide and self-harming awareness and prevention activities for school staff, parents, and students appropriate for age.
- Continue group counseling.

Data Development Agenda:

- Utilization of GreenWay Intergy EHR to manage operations and to monitor quality assurance.
- All new clinicians will meet with the SBHC Manager re: data collection during their first week on the job.
- All returning clinicians will meet with the SBHC Manager re: data collection and discuss during quarterly staff meetings.

Trend Going in Right Direction? ▲ Yes; ▼ No; ◀▶ Flat/ No Trend