

## 2014-2015 Norwalk Human Services Council – Dr. Robert E. Appleby School Based Health Center Norwalk High School (9-12)

*Quality of Life Result:* All Connecticut children will grow up in a stable environment, safe, healthy and ready to succeed.

*Contribution to the Result:* School Based Health Centers provide healthcare access for school aged students, so that they are healthy and ready to learn.

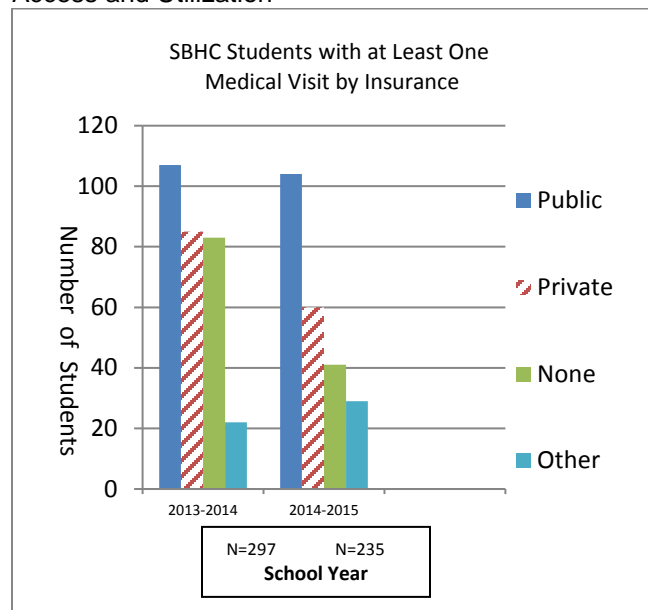
Program Expenditures	DPH SBHC Funding	Other State Funding	Federal Funding (MCHBG, ACA)	Total Other Funding (Other federal, Local, Private)	Reimbursement Generated	Total Site Funding
Actual SFY 14	\$114,672	\$0	\$0	\$0	\$28,603	\$143,275
Estimated SFY 15	\$114,762	\$0	\$0	\$0	\$32,000	\$146,762

*Sponsoring Agency:* Human Services Council of Mid-Fairfield

*Partners:* Parents, Students, Norwalk Public Schools Administrators and Faculty, Norwalk Board of Education, Norwalk Community Health Center, Family & Children's Agency, Norwalk Health Department, Children and Family Guidance, Norwalk Hospital, Connecticut Association of SBHC, DPH, DSS, DMHAS.

### How Much Did We Do?

#### Access and Utilization



**Story behind the baseline:** Enrollment in the SBHC decreased 8.5% from 689 students in 2013-2014 to 630 students in the 2014-2015 school year. Visits decreased 12.6% from 1,648 during 2013-2014 to 1,441 in the 2014-2015 school year. Medical and mental health visits were more evenly distributed during the 2014-2015 school year

than in the past with 745 medical visits (52%) and 696 mental health visits (48%) as compared to 916 (56%) medical visits and 732 mental health visits (44%) in 2013-2014.

The number of students with at least 1 medical visit decreased from 297 students in 2013-2014 to 235 students in 2014-2015. In 2014-2015, 104 students (44%) had public insurance, 61 (26%) were privately insured, 41 (17%) were uninsured, and 29 (12%) had other insurance status. A similar distribution of insurance types with the exception of uninsured was observed in the previous school year with for those students utilizing health center services.

An increase was seen in the number of students who utilized the center for mental health visits, from 58 (8%) in 2013-2014 to 93 (15%) in 2014-2015. There 732 mental health visits in the 2013-2014 school year and 696 visits in 2014-2015, a 5% decrease.

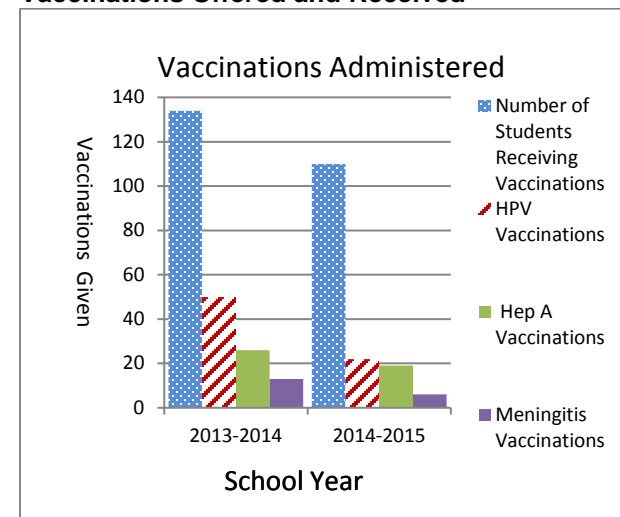
Marketing efforts were similar to past year's attempts. Letters and flyers with information about the SBHC were available in English and Spanish and sent home to every incoming 9<sup>th</sup> grade student. Haitian language letters were developed and made available at each SBHC site. SBHC staff also presented information about the SBHC to parents of incoming students and at open houses for parents. SBHC information and enrollment forms are included on the school website. The SBHC developed a flyer listing our

services and distributed it to every school staff and faculty member.

**Trend:** [▲]

### How Well Did We Do?

#### Vaccinations Offered and Received



**Story behind the baseline:** As primary health providers, SBHC practitioners always include routine recommended vaccines as part of the care they deliver. Each patient's vaccination status is assessed and they are

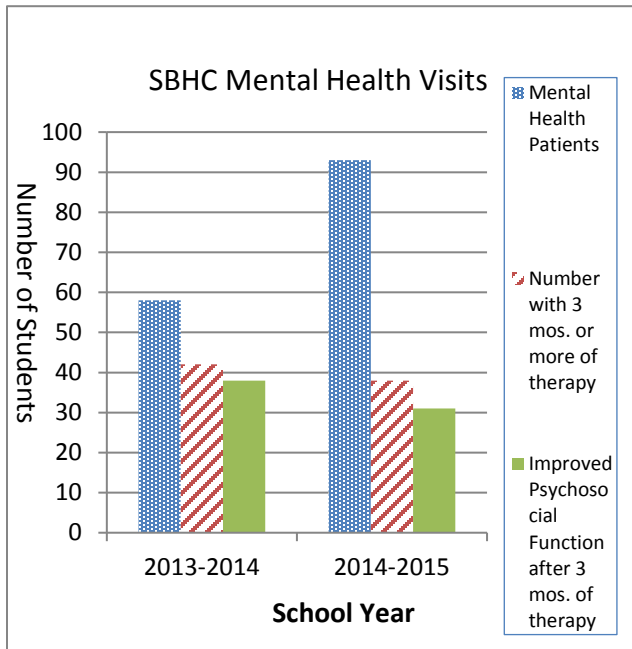
## 2014-2015 Norwalk Human Services Council – Dr. Robert E. Appleby School Based Health Center Norwalk High School (9-12)

*Quality of Life Result:* All Connecticut children will grow up in a stable environment, safe, healthy and ready to succeed.

offered recommended vaccines or are referred to their primary care provider (PCP) for recommended vaccinations. During the 2013-2014 school year, 134 vaccinations were provided. The 2014-2015 total vaccines numbered 110, which indicate a decrease of 17%. There was a decrease in the number of Human Papillomavirus (HPV) vaccines administered at the SBHC. There were 50 HPV vaccines administered to students in 2013-2014 compared to 22 in 2014-2015. Twenty-six Hepatitis A vaccines were administered in the 2013-2014 school year and 19 were administered in the 2014-2015 school year. The rate of Meningitis vaccines administered at the SBHC moved from 13 in 2013-2014 to 6 in the 2014-2015 school years. The decrease in vaccines administered is a result of more students being up to date on their vaccinations.

**Trend:** [▲]

### Is Anyone Better Off? Mental Health Utilization



### Story behind the baseline:

In the 2014-2015 school year, 630 students were enrolled at the SBHC and 93 students (15% of total SBHC enrollment) had one or more mental health visits totaling 696 visits. This was an increase of 62% from the 2013-2014 school year with 58 students being seen for a mental health visit. All 93 students received a mental health assessment utilizing the social workers psychosocial interviewing skills to obtain a baseline level of functioning. Of those students, 8 (9%) were referred for services for needs greater than the SBHC scope of practice. These referrals included inpatient hospital program, intensive outpatient services, and Yale Prime program for assessment/ intervention of early onset psychosis.

Of the students with at least one mental health visit, 38 (41%) completed 3 or more months of regular therapy and were reassessed. Of these students, 31 (82%) were determined to have an increase in psychosocial functioning. An increase in psychological functioning was determined by the social worker's professional judgement based on information from some or all of the following sources: patient self-reporting, parent or school staff reporting to therapist, observation of the patient by the therapist, and objective measures such as improvement in school attendance and grades. Of the remaining 7 students, there were 4 referrals – 2 to Yale's Prime program, 1 to long term rehab, and 1 to intensive outpatient services – 1 withdrawal from school, 1 transferred school and provider, and 1 voluntarily discontinued.

In the 2014-2015 school year, 247 students had a physical exam and all were administered the Rapid Assessment for Adolescent Preventive Service (RAAPS) questionnaire by the medical practitioner.

**Trend:** [▲]

### Proposed Actions to Turn the Curve: Access and Utilization:

- 1) SBHC staff will identify additional outreach activities to reach students and families including: SBHC Open House; tours; "Ask the Healthcare Provider" information table; advertising in the school's program

during the annual school play and promoting the SBHC Facebook page.

### Vaccinations

- 1) The APRN/PA-C will offer recommended vaccinations to students identified as at-risk. Parent education on the need for recommended vaccines will be a priority. Working with the school nurse, the medical practitioner will request a list of students enrolled in the SBHC who are missing recommended vaccines. Vaccine permission forms will be sent home in order for those vaccines to be administered at the SBHC.

### Mental Health Services:

- 1) SBHC staff will provide SBHC orientation information on the mental health services offered through the Center, the referral process and the importance of linkages with community service providers and other resources. SBHC will work collaboratively with school staff to identify students at risk and ensure a coordinated approach to addressing student/family need. SBHC staff will also establish and maintain collaborative relationships with new and existing community based providers to ensure continuity of care and access to needed resources.

### Data Development Agenda:

1. Work on obtaining and implementing Electronic Health Records at the SBHC.
2. Identify tools and refine existing tools to measure the success of the social skills groups that are offered to students.
3. Identify or develop tools to track mental health patient's care coordination.