



Connecticut Department
of Social Services

Making a Difference



Nursing Home Financial Advisory Committee

January 10, 2024

Members:

Members: Nicole Godburn, DSS, Director of Rate Setting, Adelita Orefice, DPH, Chief of Staff, Barbara Cass, DPH, Senior Advisor to the Commissioner for LTC, Claudio Gualtieri, Senior Policy Advisor to the Secretary of OPM, Mairead Painter, State LTC Ombudperson, Michael Morris, CHEFA, Margaret Morelli, Executive Director, Leading AgeCT, Matthew Barrett, Executive Director CAHCF

Legislation

Sec. 17b-339. Nursing Home Financial Advisory Committee. Duties. Membership. Reports. Annual meeting. (a) There is established a Nursing Home Financial Advisory Committee to examine the financial solvency of nursing homes on an ongoing basis and to support the Departments of Social Services and Public Health in their mission to provide oversight to the nursing home industry on issues concerning the financial solvency of and quality of care provided by nursing homes. The committee shall convene not later than August 1, 2014, and consist of the following members: The Commissioner of Social Services, or the commissioner's designee; the Commissioner of Public Health, or the commissioner's designee; the Secretary of the Office of Policy and Management, or the secretary's designee; the executive director of the Connecticut Health and Education Facilities Authority, or the director's designee; the Long-Term Care Ombudsman and two members appointed by the Governor, one of whom shall be a representative of not-for-profit nursing homes and one of whom shall be a representative of for-profit nursing homes. In addition, the Labor Commissioner may appoint a nonvoting member to the committee. The Commissioner of Social Services and the Commissioner of Public Health, or their designees, shall be the chairpersons of the committee.

(b) The committee shall (1) evaluate any information and data available, including, but not limited to, (A) quality of care, (B) acuity, (C) census, and (D) staffing levels of nursing homes operating in the state to assess the overall infrastructure and projected needs of such homes, and (2) recommend appropriate action consistent with the goals, strategies and long-term care needs set forth in the strategic plan developed pursuant to subsection (c) of section 17b-369 to the Commissioner of Social Services and the Commissioner of Public Health. The Commissioner of Social Services shall submit quarterly reports to the committee concerning pending nursing home requests for interim rate increases. Such reports shall, without identifying any requesting facility by name, list the amount of each increase requested, the reason for the request and the rate that will result if the request is granted.

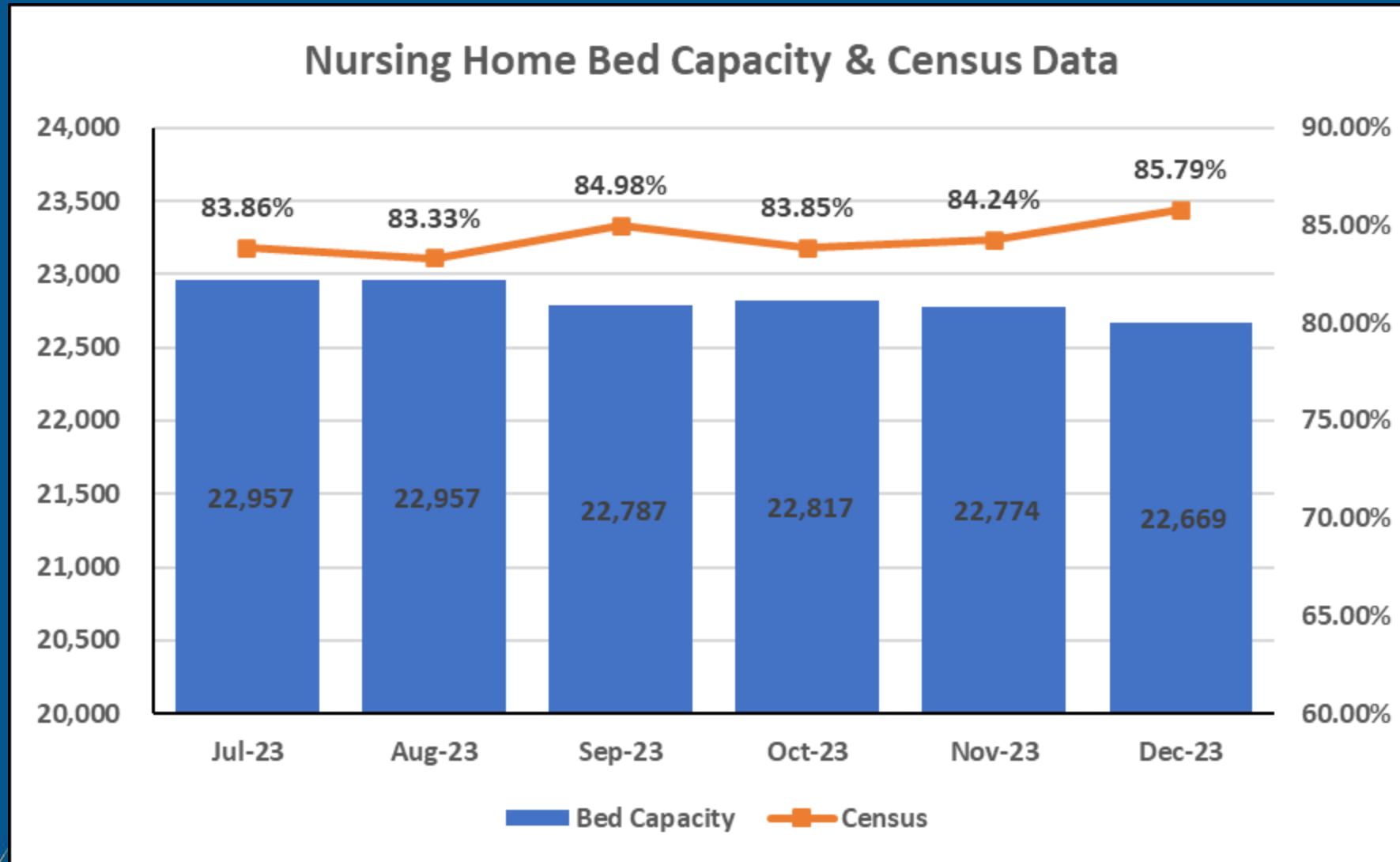
(c) Not later than January 1, 2015, and annually thereafter, the committee shall submit a report on its activities to the joint standing committees of the General Assembly having cognizance of matters relating to aging, appropriations and the budgets of state agencies, human services and public health, in accordance with the provisions of section 11-4a.

(d) Not later than October 1, 2014, and quarterly thereafter, the committee shall meet with the chairpersons and ranking members of the joint standing committees of the General Assembly having cognizance of matters relating to appropriations and the budgets of state agencies, human services and public health to discuss activities of the committee relating to the financial solvency of and quality of care provided by nursing homes.

Agenda

- Introductions
- General Nursing Home Data for the Quarter and Year-To-Date
 - Licensed Beds and Census
 - Facilities by Size and Region
- Receiverships, Bankruptcies, Closures, Temporary Managers
- Request for interim rates
- Change in Ownerships (CHOW's)
- Healthcare Quality and Safety Issues
- Discussion

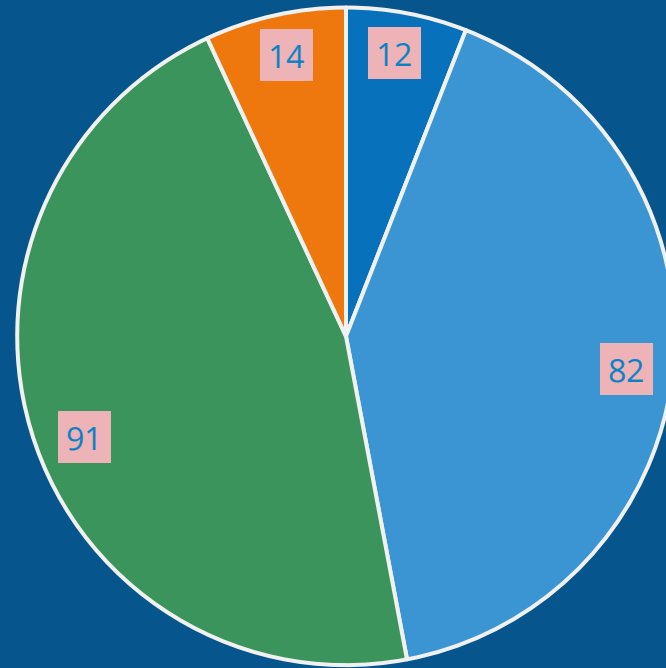
Bed Capacity-Census Data



Number of Homes by Bed Count

N=199* Nursing Homes

Capacity



1-49 Beds 50-119 Beds 120-199 Beds 201+ Beds

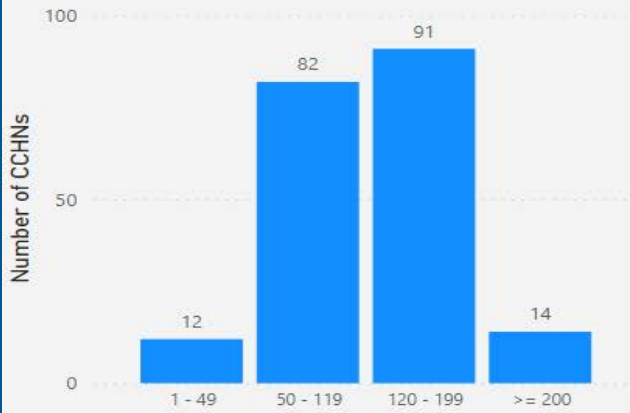
Bed Capacity Data

Current Fiscal Year
2023-2024

Total Number of Nursing Home Facilities

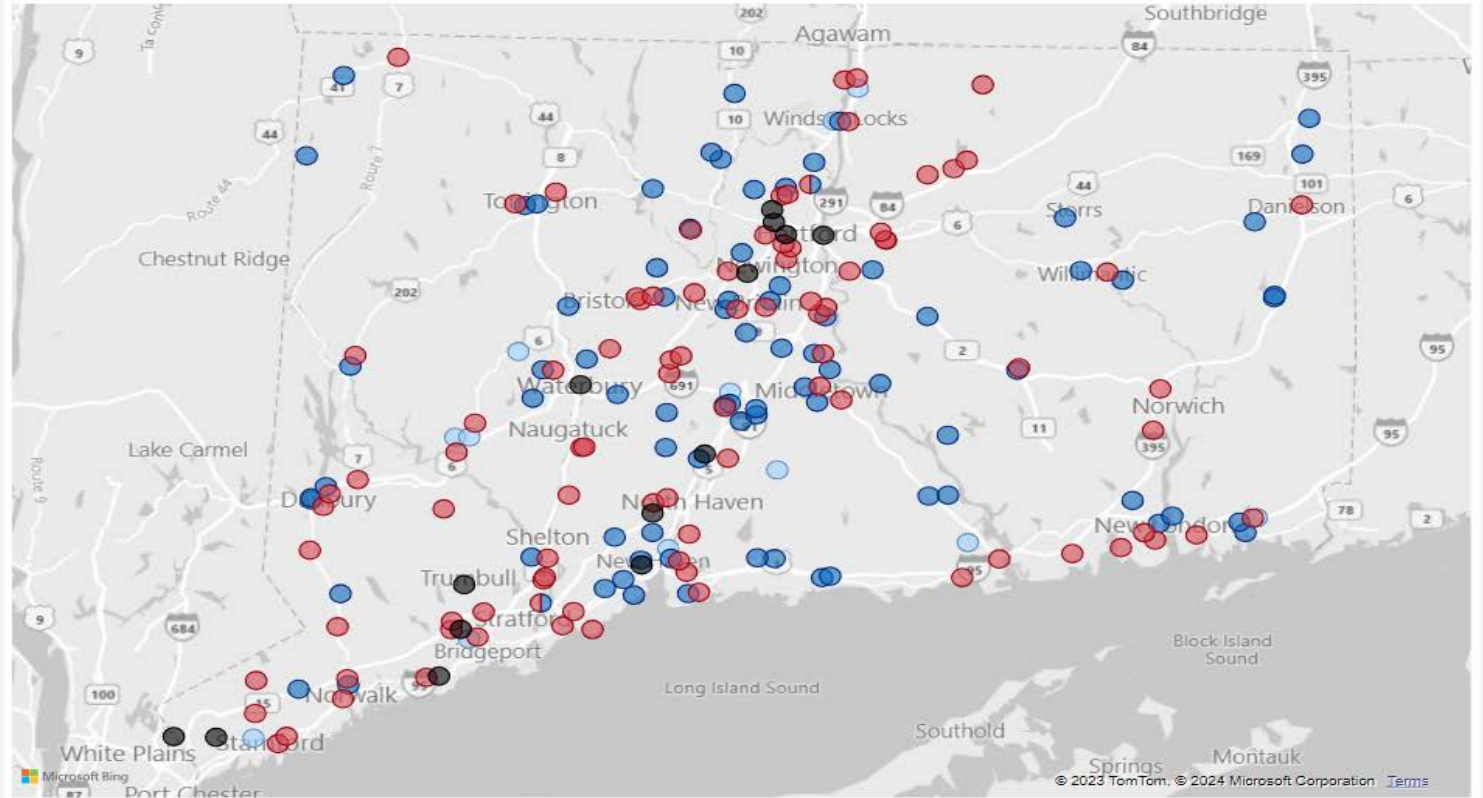
199

Nursing Home Facilities
by Number of Beds



Nursing Home Facilities by Number of Beds

● 1 - 49 ● 50 - 119 ● 120 - 199 ● >= 200



Nursing Home Receiverships, Bankruptcies, Temporary Managers and Closures

Fiscal Year	Receivership	Bankruptcy	Temporary Manager	Voluntary Closure
SFY24 7/1/23- 6/30/24	1 (Waterbury Gardens) Closed November 2023	0	0	3*
SFY23 7/1/22-6/30/23	1 (Waterbury Gardens)	0	0	6*

*2023: Hughes, QVC, Grove Manor, Westport, Yale, Regal-Greenwich

*2024: Chesterfields, Touchpoints of Farmington, Crestfield

Nursing Home Receiverships, Bankruptcies, Temporary Managers and Closures

State Fiscal Year Q2, 2024

	Facility Name	Status
Receiverships	Waterbury Gardens (Waterbury, 150 beds)	Closed, November 2023
Voluntary Closure	Middlesex Health Care Center (Middletown, 150 beds) Crestfield (Manchester, 155 Beds)	In process, Certificate of Need approved
Closed	Touchpoints of Farmington (Farmington, 105 beds)	Closed, December 2023

Request For Interim Rates - 7/1/23 to Current

17b-340d (14) *The Commissioner of Social Services may authorize an interim rate for a facility demonstrating circumstances particular to that individual facility impacting facility finances or costs not reflected in the underlying rates.*

Facility	Reason	Determination
Farmington Care Center	Increased costs since last rate rebasing in 2020 (labor, food, utility)	Facility Closed
Parkville Care Center	Increased costs since last rate rebasing in 2020 (labor, food, utility)	Not granted - increases not particular to individual facility; industry wide cost changes are captured during a rebasing; rebasing is required every 2 to 4 years in accordance with statute
Touchpoints Bloomfield	Increased costs since last rate rebasing in 2020 (labor, food, utility)	Not granted - increases not particular to individual facility; industry wide cost changes are captured during a rebasing; rebasing is required every 2 to 4 years in accordance with statute
Touchpoints Chestnut	Increased costs since last rate rebasing in 2020 (labor, food, utility)	Not granted - increases not particular to individual facility; industry wide cost changes are captured during a rebasing; rebasing is required every 2 to 4 years in accordance with statute
Touchpoints Manchester	Increased costs since last rate rebasing in 2020 (labor, food, utility)	Not granted - increases not particular to individual facility; industry wide cost changes are captured during a rebasing; rebasing is required every 2 to 4 years in accordance with statute
Westside Care Center	Increased costs since last rate rebasing in 2020 (labor, food, utility)	Not granted - increases not particular to individual facility; industry wide cost changes are captured during a rebasing; rebasing is required every 2 to 4 years in accordance with statute
Aaron Manor	Temp staffing agency cost increases due to geographic location of facility (Chester, CT)	Request Granted
Bel-Air	Increased staffing costs for specialized cardiac unit (specialized staff)	Request Granted

Changes in Ownership (CHOW) Activity

July 1, 2022 to June 30, 2023

Date	Previous Licensee	New Licensee	Licensed Bed Count	Town	For Profit (FP) Not For Profit (NFP)
7/1/22	Branford Hills	ARK Healthcare & Rehab at Branford Hills	190	Branford	FP
7/22/22	Vanderman Place	Vanderman Place	114	Willimantic	FP
7/28/22	Vernon Manor	Vernon Rehab. & HC Center	120	Vernon	FP
7/28/22	Manchester Manor	Manchester Rehab. & HC Center	126	Manchester	FP
9/1/22	Bride Brook Rehab. & Nursing Center	Bride Brook Rehab. & Nursing Center	130	Niantic	FP
9/1/22	Pendleton Rehab. & Nursing Center	Pendleton Rehab. & Nursing Center	120	Mystic	FP
9/15/22	Watertown Convalescence	Trinity Terraces	46	Watertown	FP
11/15/22	Kimberly Hall South (KHS)	Complete Care (CC) at KHS	110	Windsor	FP
11/15/22	Kimberly Hall North (KHN)	Complete Care at KHN	150	Windsor	FP
11/15/22	Fox Hill	Complete Care at Fox Hill	120	Rockville	FP

CHOW Activity

July 1, 2023 to December 31, 2023*

Date	Previous Licensee	New Licensee	Licensed Bed Count	Town	For Profit (FP) Not For Profit (NFP)
8/4/23	Amberwoods of Farmington	Amberwoods of Farmington	130	Farmington	FP
9/13/23	Hancock Hall	Havencare at Hancock Hall	96	Danbury	FP
9/13/23	Filosa	Havencare at Filosa	46	Danbury	FP
10/12/23	Middlebury Convalescent	Complete Care at Middlebury	58	Middlebury	FP
11/29/23	The Reservoir	Autumn Lake HC at West Hartford	75	West Hartford	FP
11/29/23	Madison House	Autumn Lake HC at Madison	89	Madison	FP
11/29/23	The Willows	Autumn Lake HC at the Willows	90	Woodbridge	FP

Top Ten Deficiencies for Calendar Year 2023

Total number of surveys: 581

Tag #	Tag Description	# Deficiencies	% of NHs Cited	% of Surveys Cited
F884*	Reporting- National Health Safety Network	196	28.1%	33.7%
F689	Free of Accident/Hazards/Supervision/Devices	72	29.6%	12.4%
F684	Quality of Care	71	32.0%	12.2%
F600	Free from Abuse and Neglect	66	23.2%	11.4%
F609	Reporting of Alleged Violations	63	28.1%	10.8%
F656	Develop/Implement Comprehensive Care Plan	49	23.6%	8.4%
F550	Resident Rights/Exercise of Rights	47	20.2%	8.1%
F880	Infection Prevention & Control	43	20.2%	7.4%
F812	Food Procurement, Store/Prepare/Serve Sanitary	38	18.7%	6.5%
F842	Resident Records-Identifiable Information	38	17.7%	6.5%
F761	Label/Store Drugs and Biologicals	37	18.2%	6.4%

Nursing Home Quality and Safety Issues

Top Five Federal Tags for the period October 1, 2023 to December 31, 2023

Tag Number	Description	Examples
F-884*	Reporting: National Health Safety Network (NHSN) data	Facility did not report complete information to NHSN about COVID-19 in the standardized format and frequency as specified by CMS and the CDC
F689	Free of Accidents/Hazards, Supervision/Devices	Adequate supervision to prevent accidents, wandering, elopement
F684	Quality of Care	Assessed needs are met in accordance with the plan of care
F600	Free from Abuse and Neglect	Failure to provide care timely
F656	Develop/Implement Comprehensive Care Plans	Comprehensive treatment plan in accordance with assessed needs

Nursing Home Quality and Safety Issues

5 Facilities/7 Immediate Jeopardy (Level 4, J-L) Tags for the Quarter Ending 12/31/2023

Incident	Summary	Reason for Survey	Outcome
F684, Quality of Care	Medication errors (F760 also cited for this issue)	Reportable	Transfer to hospital
F689, Free From Accidents/Hazards/Supervision/Devices	Failed to supervise-multiple resident-resident altercations	Reportable	Sig injury, transfer to hospital
F600. Free from Abuse/Neglect	Failed to provide appropriate assistance with transfers (F689 also cited for this issue)	Reportable	Transfer to hospital
F678, CPR	Failed to provide CPR	Reportable	Resident passed away
F689, Accidents/Hazards (2 facilities. J-isolated)	Appropriate assistance with transfers, Failed to assess for elopement risk	Reportable	1. Eloped 2. Transfer to hospital
F760. Significant Medication Errors	Significant medication error	Reportable	Transfer to hospital

Total Ijs Federal Fiscal Year (October 1 to September 30)	
Federal Fiscal Year 2022	22
Federal Fiscal Year 2023	23

Discussion