

Farmers' Market

Great news!! Electronic Farmers' Market benefits are back. SoliMarket Shopper is a mobile application used by CT Department of Agriculture and Connecticut WIC for the Farmers Market Nutrition Program (FMNP). This application will allow you to buy fresh and unprocessed fruits, vegetables, eggs and cut herbs from authorized farmers markets which participate in WIC's Farmers Market Nutrition Program.

If you are new follow steps 1-5 to install the mobile application and access your SoliMarket Shopper account. If you used the app last year use your existing PIN.



Installation & Setup

1



If you have had any changes to your contact information including your full name, email address, phone number or other demographic data please call your local WIC office.

2



Once the account has been created, you will receive an email from:

noreply@SoliSystems.com

***Note:** Check your junk mail if you did not receive an email. If you did not provide the WIC office with an email address you will receive your eFMNP card through the mail. Be on the lookout for mail from CT Farmers Market Nutrition Program.*

3



After receiving the email, you'll be able to download and install the **SoliMarket Shopper** mobile application on your phone. **Note:** make sure you download "**SoliMarket Shopper**," not "**SoliMarket Register**." You can use the appropriate app store link for your device present in the email, or use the links below:

For Android devices:

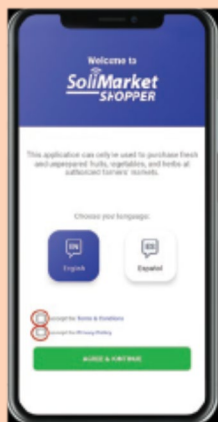
Open the Google Play Store, search for SoliMarket Shopper, and download the application, or [click here](#).

For iOS (Apple) devices:

Open the App Store, search for SoliMarket Shopper, and download the application, or [click here](#).

4

Open the *SoliMarket Shopper* mobile application. Select your language (English or Spanish), click both checkboxes to accept the Terms & Conditions and Privacy Policy, or click “AGREE & CONTINUE” to select both options and proceed to log-in screen.

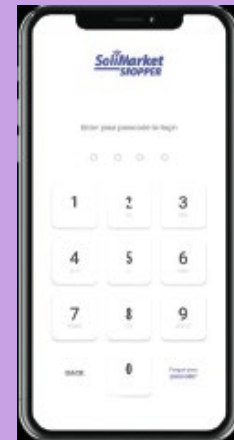
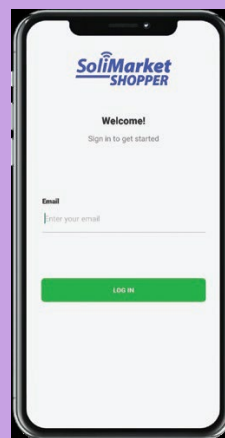


5



Enter the email address that the WIC office has on file, then enter the temporary 4-digit pin number provided in the “Welcome to SoliMarket!” email.

Note: All email addresses are case sensitive and should be all lower case.



6



After entering the PIN, you will arrive at the home page displaying your balance and benefit expiration date. You can keep the current PIN to log in, or you can navigate to the “Account” Tab to change your PIN and/or enable Face ID/Touch ID if your device has the hardware available. *(We highly encourage using Touch ID/Face ID if your device can support it! This will allow you to log in effortlessly without the need to remember or lookup your PIN.)*

You are now ready to start shopping!

If you have not provided the WIC office with an email address, you will receive information on your Farmers’ Market benefits in the mail. Look for mail from **CT Farmers Market Nutrition Program**. You will receive an eFMNP card with instructions on how to use the card as well as details on using the app.

You are all set to start using your eFMNP card.



How to use your SoliMarket Shopper app/card

Checkout

- Look for farmers who display the Certified Farmer Poster. See image below.
- At the market be sure you are shopping with a farmer who is authorized to use the SoliMarket Register mobile application.
- When you are ready to make a purchase, click the Checkout button; a QR code will be generated for the farmer to scan with their own device. If you are using a card the farmer will scan the QR code on your card to complete the transaction.
- The farmer will enter the price for the items on their device, and you will then see the transaction summary in your SoliMarket Shopper app. App users will click the green ACCEPT button to approve the transaction or CANCEL to decline. If you have an eFMNP card you will be asked to enter your PIN to approve the transaction.



Farmers' Market Tips

- Choose farmers displaying the Certified Farmers sign. For an updated list visit [Authorized Redemption Locations \(ct.gov\)](https://www.ct.gov/authorized)
- Use your benefits to buy locally grown fresh fruits, vegetables, eggs and herbs.
- You must use your benefits between June 1 and November 30. Some markets close for the season before November 30 so be sure to check the Farmers' Market list or ask at the market.
- If you have questions about selecting, storing, and preparing fresh produce ask farmers at the market.

For more information or to find a farmers' market near you visit

[Farmers Market Nutrition Program \(ct.gov\)](https://www.ct.gov/farmersmarket)



For questions contact SoliMarket Customer Service at:

1-214-256-3083 or www.solisystems.com
8:00am to 6:00pm EST Monday to Friday



This institution is an equal opportunity provider.

