


2019 Secondhand Smoke and Aerosol Exposure Among High School Students


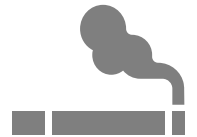


About 1 in 3 or
30.5%
of Connecticut
High School Students
**WERE EXPOSED TO
SECONDHAND SMOKE
OR AEROSOL**



Exposure by
RACE/ETHNICITY

35.0%	among WHITE
27.8%	among HISPANIC
17.1%	among BLACK



Exposure Use by
GENDER

36.6%	of FEMALE
24.4%	of MALE



Exposure Use by
**POOR MENTAL HEALTH
STATUS**

37.4%	among YES
16.7%	among NO



Exposure by
SEXUAL ORIENTATION

48.8%	among GAY, LESBIAN, BISEXUAL
27.8%	among HETEROSEXUAL

KEY FACTS

- Results from the 2019 Youth Risk Behavior Survey estimate, that on 1 or more of the past 7 days, approximately 47,800 or 30.5% of Connecticut high school students breathed the smoke or aerosol from someone who was smoking or vaping a tobacco product (i.e., secondhand smoke or aerosol exposure)
- The prevalence of secondhand smoke or aerosol exposure was significantly higher among female high school students (36.6%) than among their male counterparts (24.4%)
- Exposure was significantly higher among students who identify as gay, lesbian or bisexual (48.8%) than it was among heterosexual (27.8%) students
- White (35.0%) students were significantly more likely than Black (17.1%) and Hispanic (27.8%) students to have been exposed to secondhand smoke or aerosol; and the rate among Hispanic students was significantly higher than that of Black students
- High school students who reported poor mental health during the past 30 days, including stress, depression and problems with emotions, were more than twice as likely (37.4%) as their peers without mental health difficulties (16.7%) to have been exposed to secondhand smoke or aerosol during the past 7 days
- Exposure varied by grade from 26.0% in 10th to 34.6% in 9th; the difference between these two grades is statistically significant

For More Information Contact:

Connecticut Department of Public Health | Tobacco Control Program

410 Capitol Avenue, PO Box 340308, MS #11HLS

Hartford, CT 06134-0308

Phone: 860-509-8251 or Visit www.ct.gov/DPH/Tobacco

Data Source: 2019 Youth Risk Behavior Survey.
Last updated: August 5, 2021

