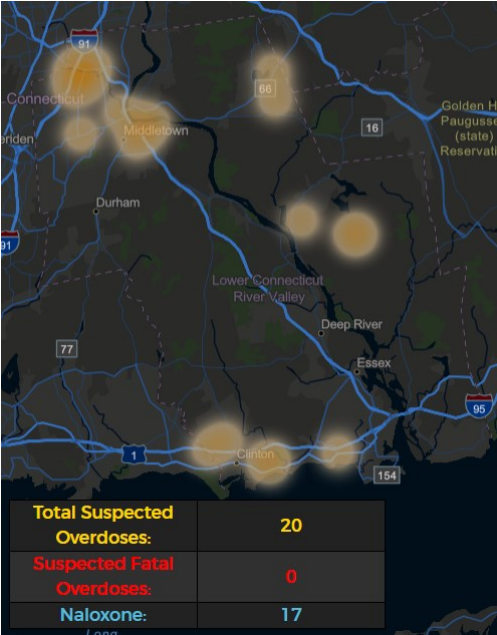
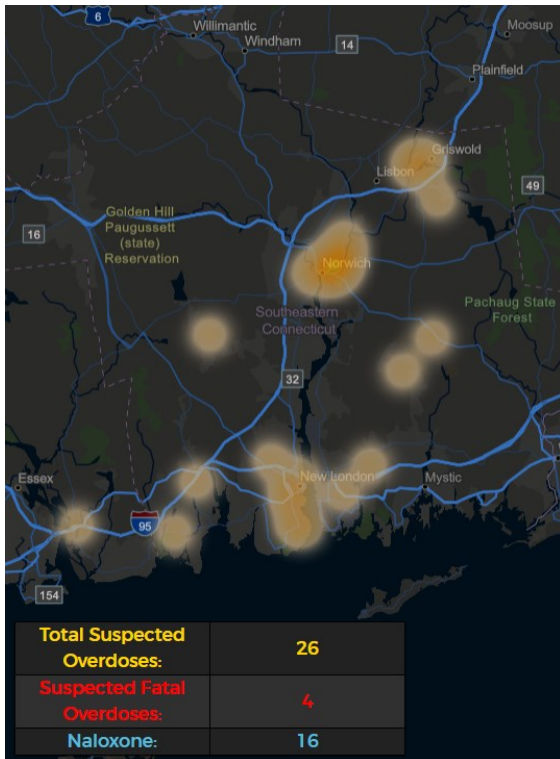


### Middlesex & New London Counties

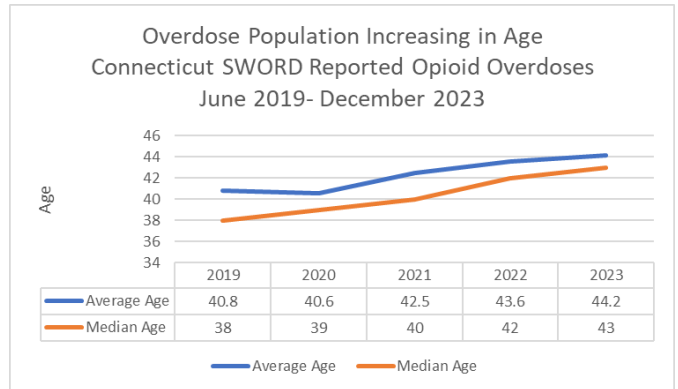


Increased activity was noted in Middlesex County (above), and New London County (below), as reflected in calls made to the Connecticut Poison Control Center as part of the SWORD program. Data depicted provides results for December of 2023.



### Age of Suspected Opioid Overdoses Patients Increasing

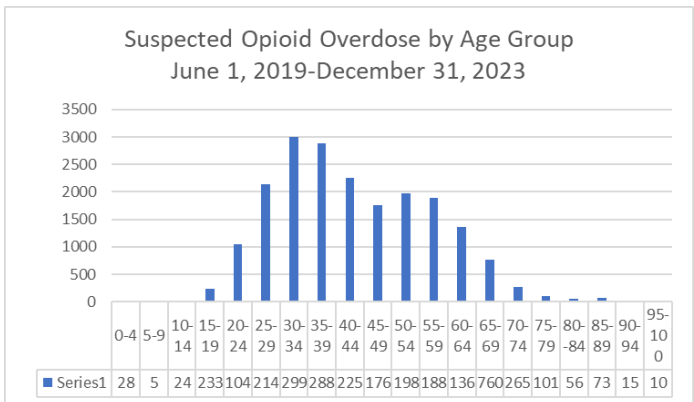
The average and median age of suspected opioid overdose patients has been steadily increasing according to data from the Connecticut SWORD Directive from the years June 1, 2019 to December 31, 2023 covering 19,892 patient encounters where the patient’s age was recorded. In 2019, the median overdose age was 38 and the average age was 40.8. By 2023, the median age has risen to 43 and the average age to 44.2.

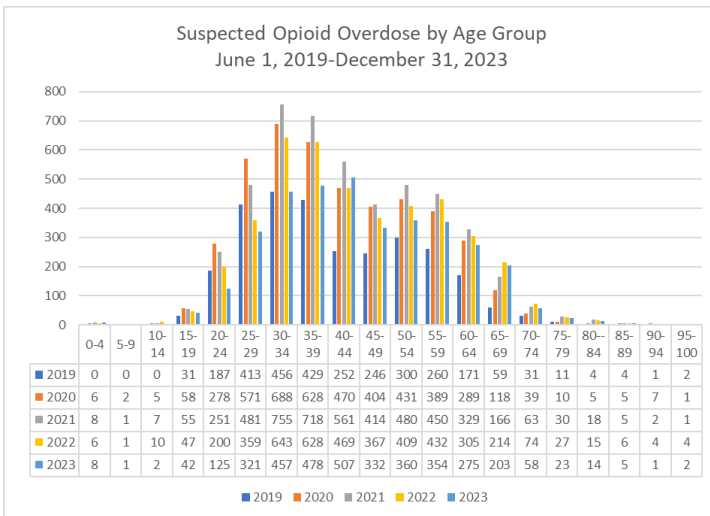


Most overdoses during the period occurred in the 30-34 age group, followed by 35-39 and then 40-44. However, in 2023, the largest age group was 40-44, followed by 35-39, and then 30-34.

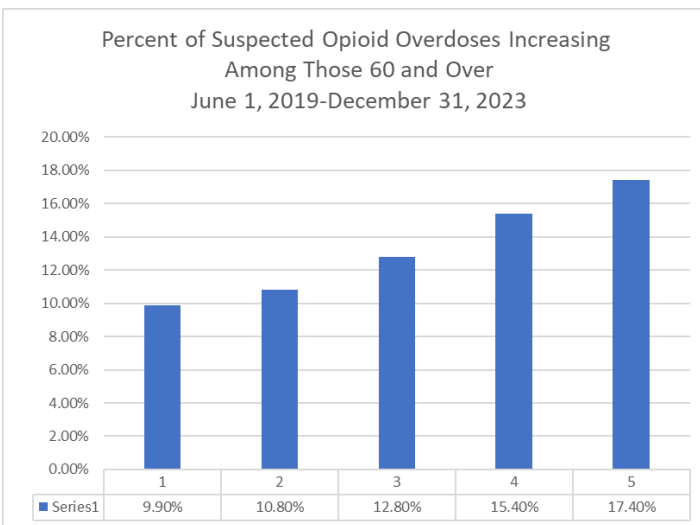
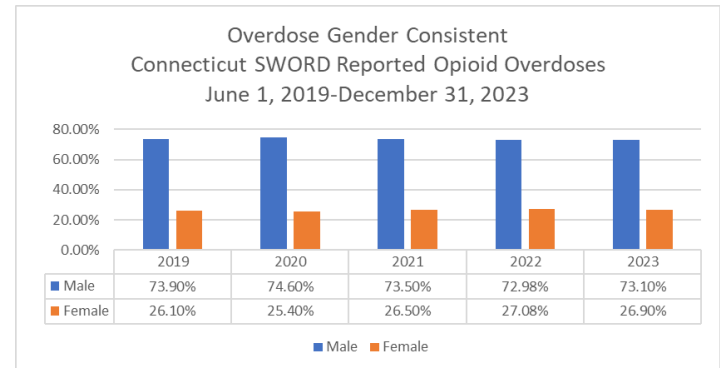
Overdoses of those 14 and under accounted for just 0.002% of all overdoses. Overdoses of those 19 and under accounted for just 0.014% of all overdoses.

Overdoses in those 60 and over accounted for 13.3% of all overdoses during the study period, but this percentage increased each year from 9.9% in 2019 to 17.4% in 2023.





The gender of overdose patients remained constant during the period with 73.8% Male and 26.2% Female. The data includes both fatal and non-fatal overdoses, with fatal overdoses accounting for 5% of the total.



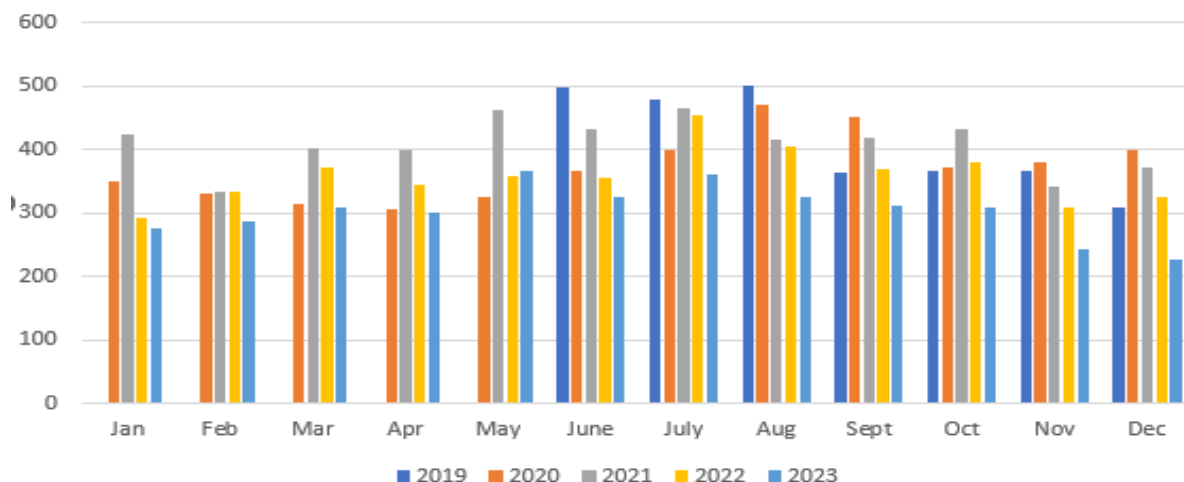
#### Limitations

The data represents only those overdoses where 911 was called and the EMS crew later reported the results to the Connecticut Poison Control Center (CPCC). It does not include those cases where a patient overdosed and 911 was not called or those where 911 was called, but the EMS crew failed to report it to the CPCC. EMS compliance with reporting from year to year may be inconsistent.

#### Conclusions:

The age of persons suspected of suffering opioid overdoses is increasing. While the reasons for this are unknown, it may reflect fewer younger people using drugs as the result of prevention efforts. Future prevention efforts should not neglect older patients at risk for opioid overdose.

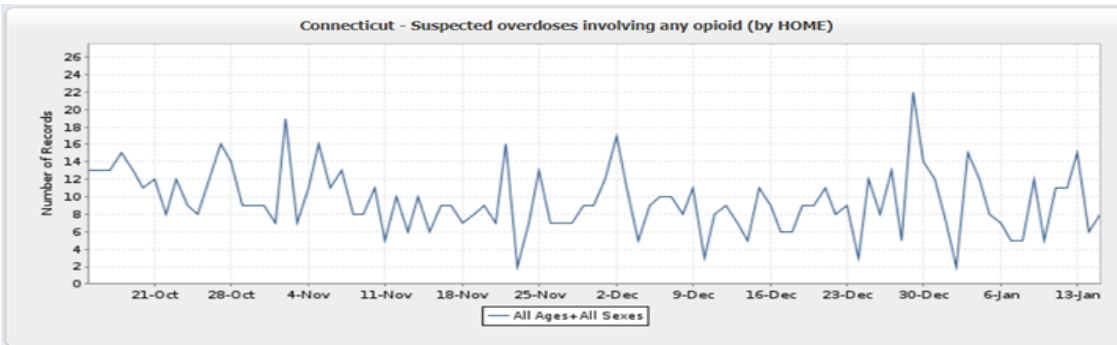
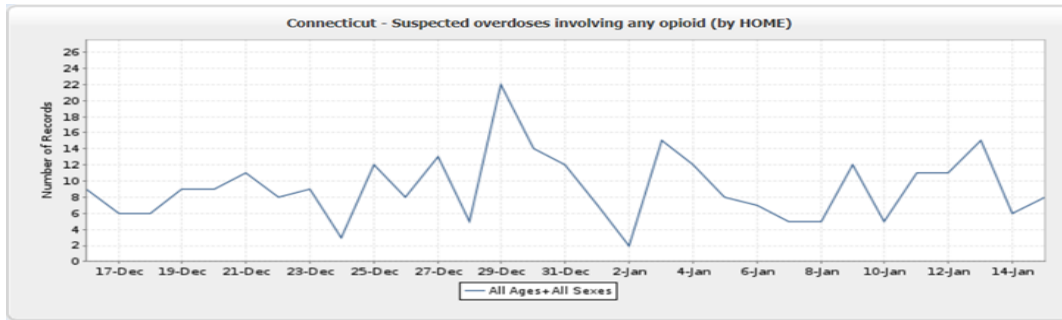
### Suspected Overdoses by month June 2019-November 2023



Data sourced from Connecticut Poison Control through the SWORD program. This sample was extracted in December 2023

**Right >:** Suspected Overdoses Involving Any Opioid, totaled by day, for the previous 30 days:

Information sourced from EpiCenter system, January 2024.

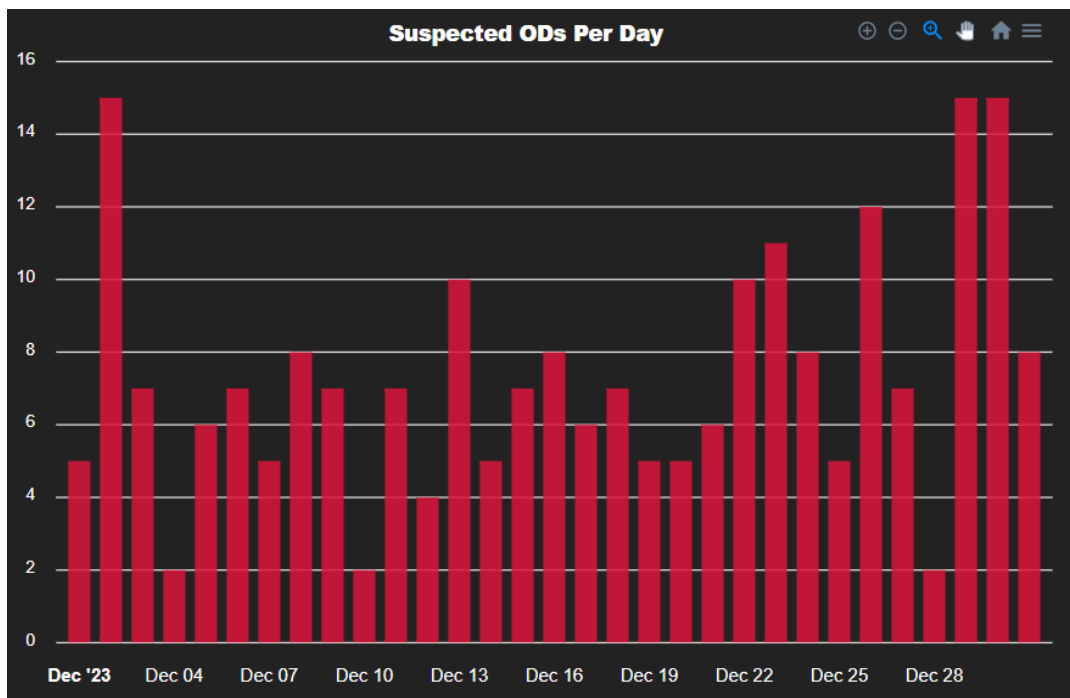


**Left: <** Suspected overdoses involving any opioid by day previous 3 months

Information sourced from EpiCenter system, January 2024.

**Right >:** This graph represents EMS reported opioid overdoses by incident day during October 2023.

This graph was sourced from OD-MAP in January 2024.



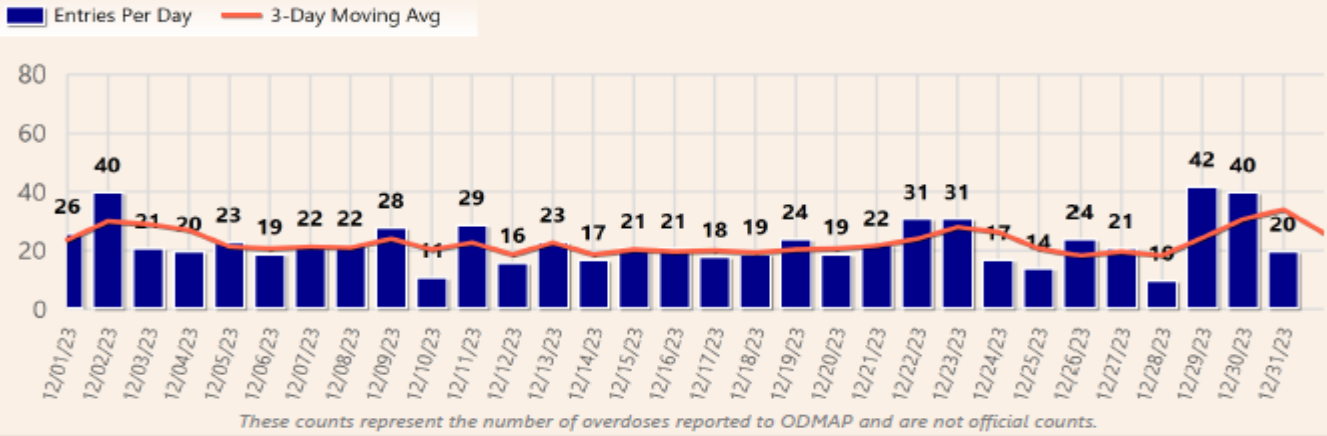
## SWORD Statewide Reporting December 2023

In the month of December 2023, there were 227 calls to the Connecticut Poison Control Center (CPCC) for SWORD. Of these calls, 213 were non-fatal and 14 were reported as fatalities. There were 195 total naloxone administrations: 109 non-fatal multiple doses of naloxone administered, 80 non-fatal single dose naloxone, 23 non-fatal with no naloxone administered and one non-fatal naloxone administration unknown. Of the 14 fatalities, five received multiple doses of naloxone, one received a single dose, and eight with no naloxone administered.

The 227 cases involved suspected overdoses from all of our counties: Fairfield 28, Hartford 85, Litchfield nine, Middlesex 20, New Haven 50, New London 26, Tolland three and Windham six.

\*Numbers subject to change

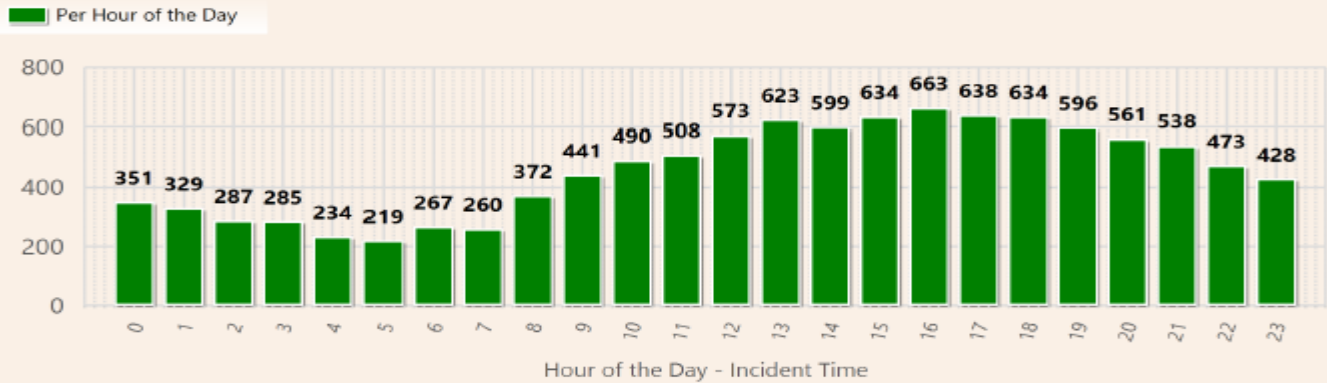
**ODMAP Suspected Overdose Submissions - In the Last Month**



**ODMAP Suspected OD Submissions by day.**

This graph shows total suspected overdoses called in each day during the time period. The red line running horizontally shows a 3-day moving average of call-ins.

**ODMAP Suspected Overdose Submissions - All Data Submitted**



**Cumulative (June 2019—December 2023) Overdoses by the Hour of the Day**

This graph shows the hour of the day suspected overdose incidents have occurred statewide since the SWORD program began on June 1, 2019.

Do you need help accessing ODMAP [Click here to contact the ODMAP Helpdesk](#), or call (301) 489-1744



410 Capitol Ave  
Hartford, CT 06134  
860-509-7975

**Department of Public Health  
Office of Emergency Medical Services**

[Click here](#) to contact OEMS regarding the SWORD program,

ODMAP, or feedback, [Click here](#) to check out the SWORD page on our website

*Thank you for your participation!*

