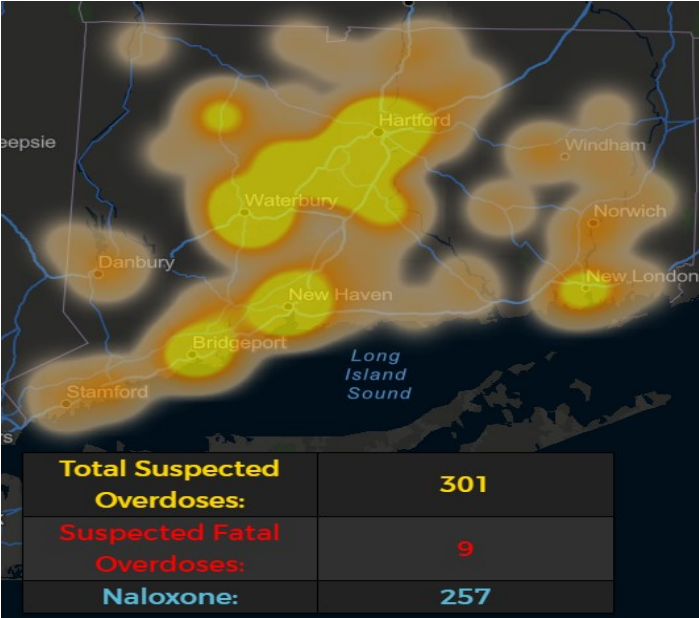
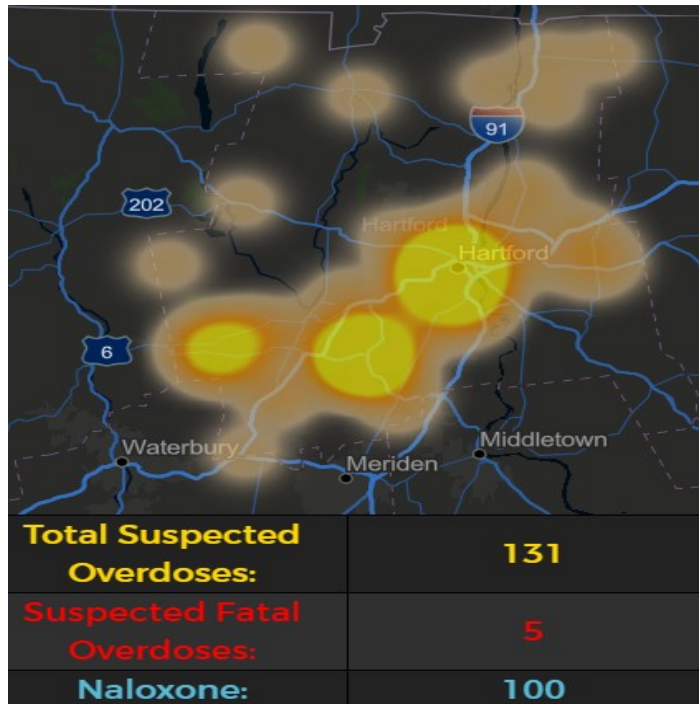


Connecticut Opioid Heat Map



In the month of April 2023, the State of Connecticut saw a slight decrease in overdose activity in Hartford county and a slight increase in New Haven county. Hartford county can be seen depicted in the heat map on the bottom left and New Haven county on the bottom right. The heatmap depicted above show cumulative data for the month of April 2023.



Annual SWORD Data Review

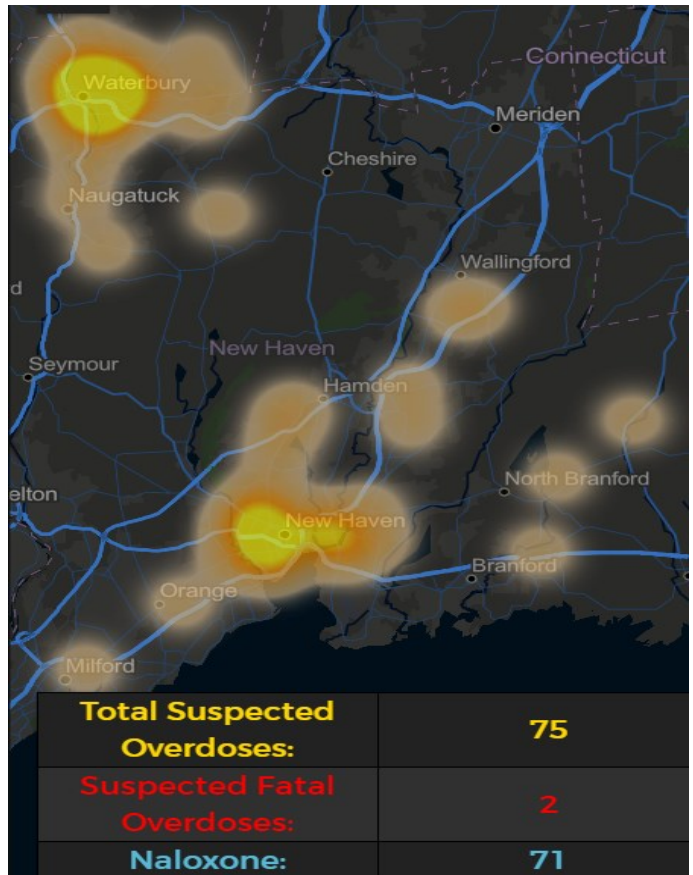
Overdoses in Motor Vehicles

We reviewed all SWORD reports (17,728) since June 2019 to examine characteristics of overdoses that occurred in motor vehicles and compared them with all overdoses.

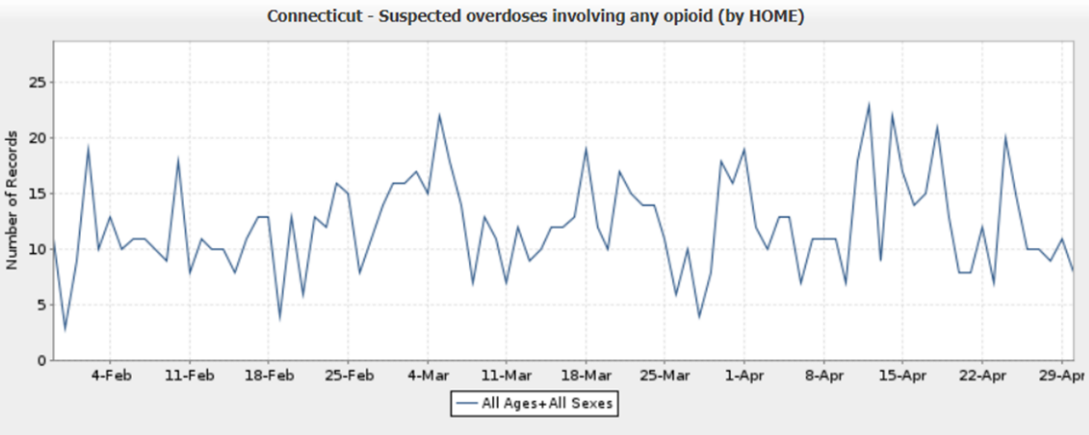
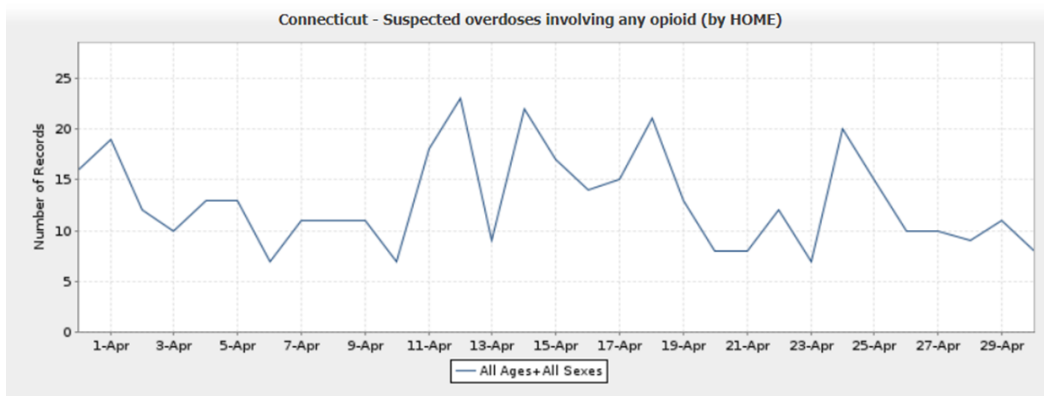
Twelve percent of all SWORD reported overdoses occurred in motor vehicles. * 0.2 percent of these overdose were fatal. Seventy-two percent required naloxone for resuscitation. Eighty percent of the patient were male, 20% were female. Eighty-seven percent were transported. Naloxone was first administered by EMS 44% of the time, Fire – 31%, Police – 18% and Bystanders – 7%.

Here is how these numbers contrast with all overdoses during this same time period.

Annual Data cont. on page 3



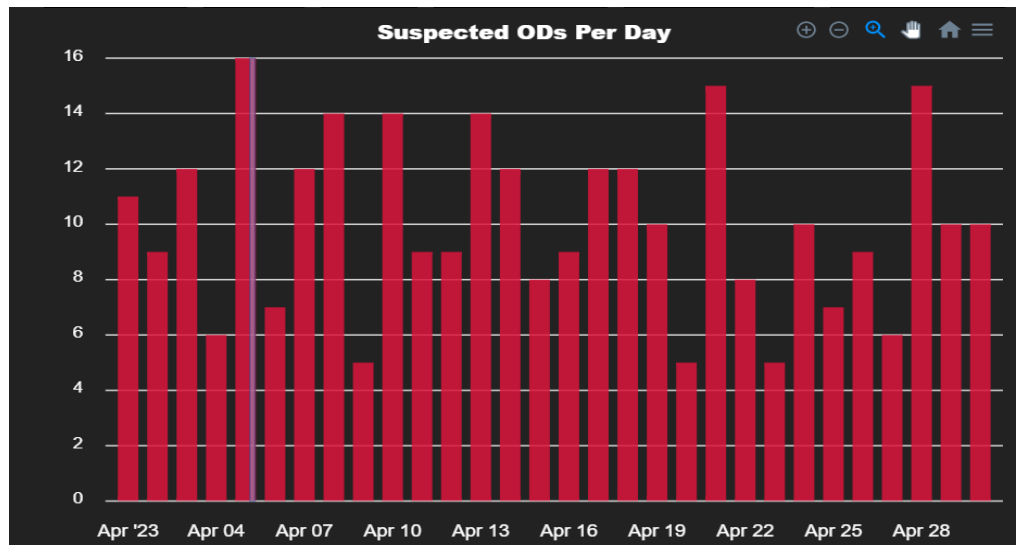
Right >: Suspected Overdoses Involving Any Opioid, totaled by day, for the previous 30 days:
Information sourced from EpiCenter system, May 2023.



Left: < Suspected overdoses involving any opioid by day previous 3 months
Information sourced from EpiCenter system, May 2023.

Right >: This graph represents EMS reported opioid overdoses by incident day during February 2023.

This graph was sourced from ODMAP in May 2023.



SWORD Statewide Reporting April 2023

In the month of April 2023, there were 301 calls to the Connecticut Poison Control Center (CPCC) for SWORD. Of these calls, 292 were non-fatal and nine were reported as fatalities. There were 257 total naloxone administrations: 154 non-fatal multiple doses of naloxone administered, 99 non-fatal single dose naloxone, 38 non-fatal with no naloxone administered and one non-fatal naloxone administration unknown. Of the nine fatalities, three received multiple doses of naloxone, one received a single dose, and five with no naloxone administered.

The 301 cases involved suspected overdoses from all of our counties: Fairfield 36, Hartford 131, Litchfield 14, Middlesex 15, New Haven 75, New London 21, Tolland three and Windham six.

*Numbers subject to change

	Motor Vehicles	All Overdoses
Received Naloxone	72%	82%
Fatal	0.20%	0.60%
Transported	13%	11%
Male/Female	80%/20%	74%/26%
1st Naloxone Bystander	7%	20%
1st Naloxone by Police	18%	12%
1st Naloxone By EMS	44%	44%
1st Naloxone by Fire	31%	24%

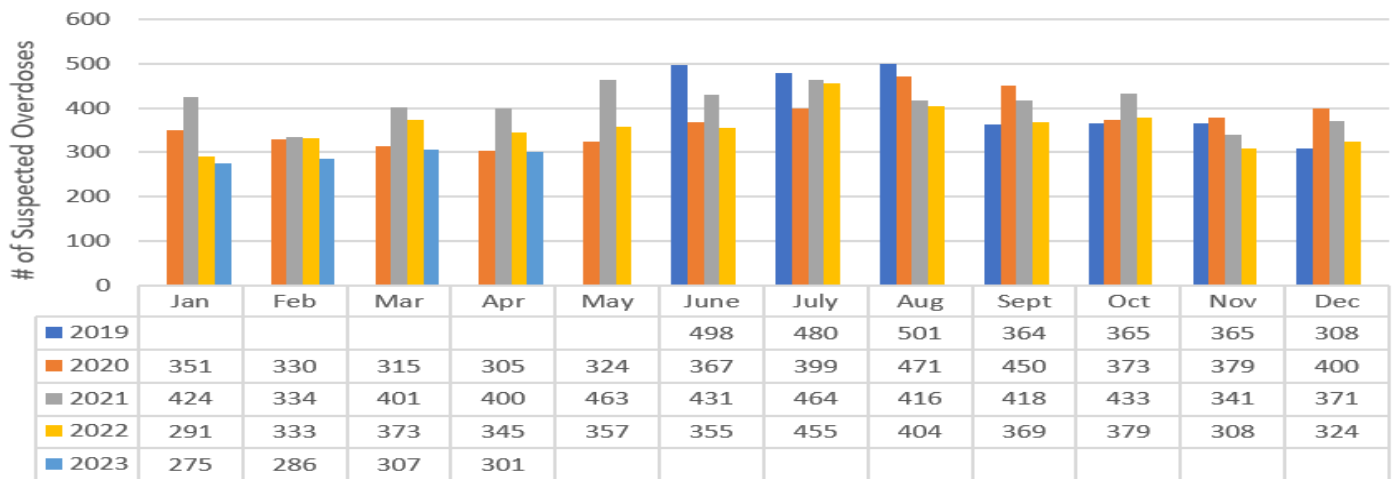
People who overdosed in motor vehicles were more likely to be male, more likely to be transported and more likely to receive naloxone from police and fire departments than the general population of overdose patients. They were also less likely to require naloxone for resuscitation.

Takeaways: Police and fire departments who respond to motor vehicle accidents should carry naloxone because of their increased likelihood to be the first arriving responders.

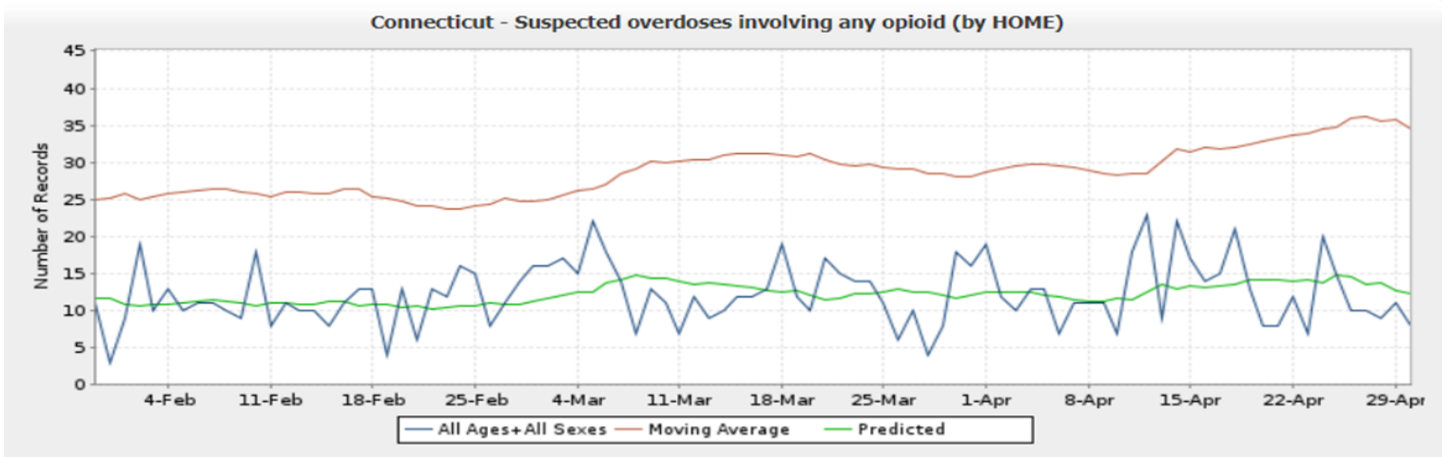
The following towns police departments were all notable for naloxone administrations by their officers: Bristol, Farmington, Southington, Norwich, Middletown, Waterbury, Plainville. Branford, Norwalk, Groton and Naugatuck.

Limitations: Data includes only those opioid overdoses reported to SWORD.

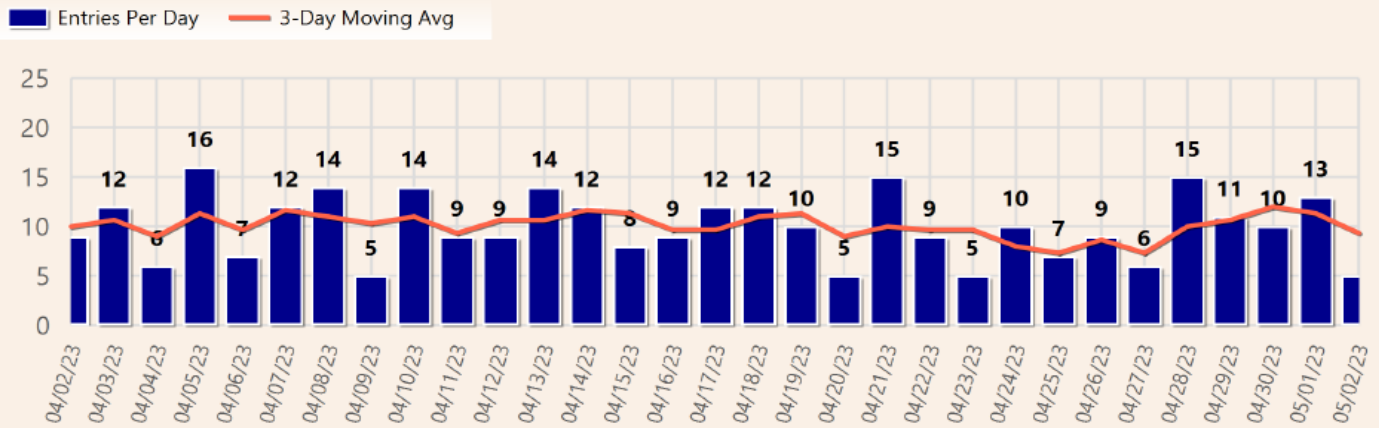
Suspected Overdoses by Month from June 2019 - April 2023



Suspected Overdoses Involving Any Opioid by Day- previous 100 days, moving average in red, predicted average in green:



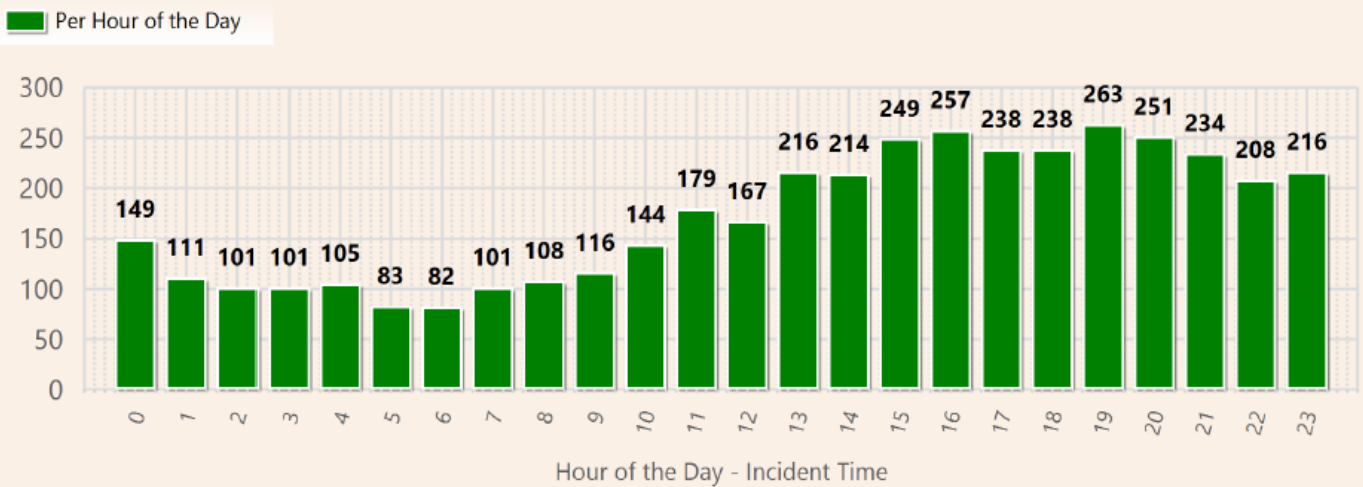
ODMAP Suspected Overdose Submissions - In the Last Month



ODMAP Suspected OD Submissions by day.

This graph shows total suspected overdoses called in each day during the time period. The red line running horizontally shows a 3-day moving average of call-ins.

ODMAP Suspected Overdose Submissions - All Data Submitted



Cumulative (June 2019—April 2023) Overdoses by the Hour of the Day

This graph shows the hour of the day suspected overdose incidents have occurred statewide since the SWORD program began on June 1, 2019.

Do you need help accessing ODMAP [Click here to contact the ODMAP Helpdesk](#), or call (301) 489-1744



410 Capitol Ave
Hartford, CT 06134
860-509-7975

Department of Public Health Office of Emergency Medical Services

[Click here](#) to contact OEMS regarding the SWORD program,

ODMAP, or feedback, [Click here](#) to check out the SWORD page on our website

Thank you for your participation!

